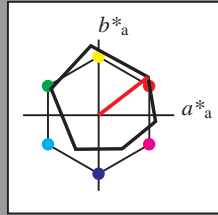


Eingabe: Farbmétrisches Reflexions-System ORS18

für Buntton $h^* = lab^*h = 38/360 = 0.105$
 lab^*tch und lab^*nch

D65: Buntton O
 LCH*Ma: 48 83 38
 olv*Ma: 1.0 0.0 0.0

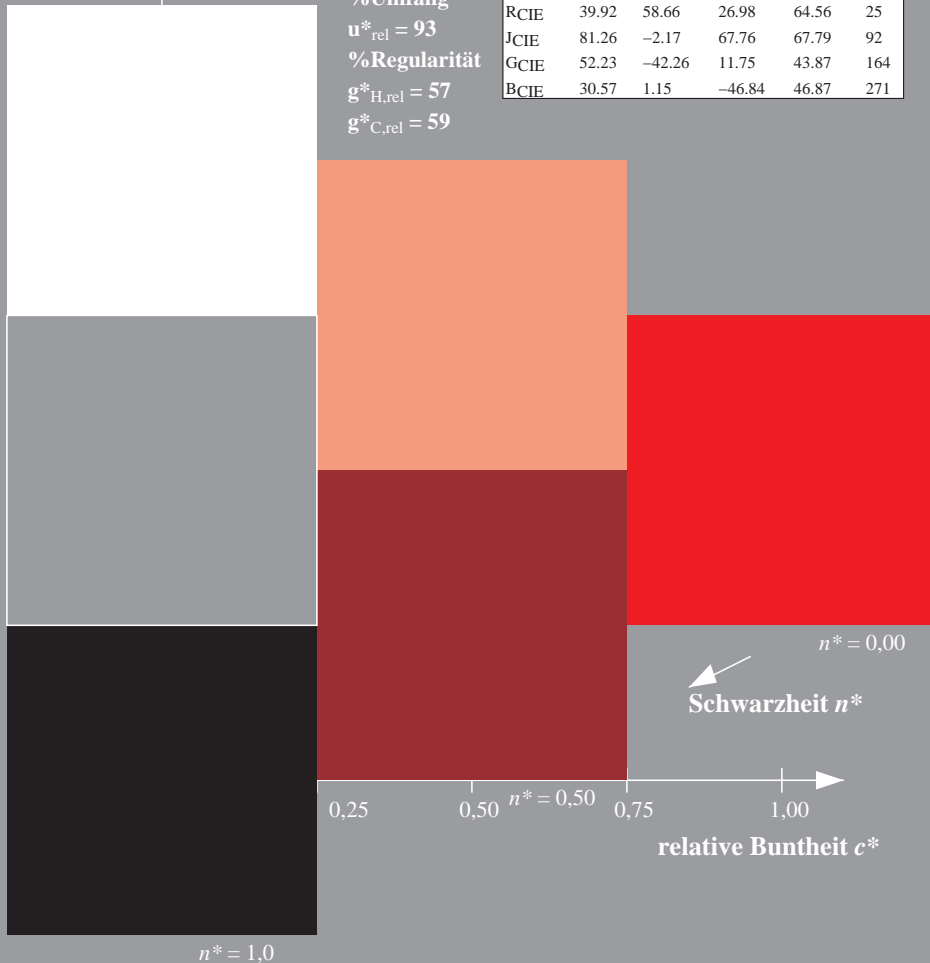
Dreiecks-Helligkeit t^*



ORS18; adaptierte CIELAB-Daten

	$L^*=L^*_a$	a^*_a	b^*_a	$C^*_{ab,a}$	$h^*_{ab,a}$
OMa	47.94	65.37	50.52	82.62	38
YMa	90.37	-10.27	91.77	92.34	96
LMa	50.9	-62.79	34.95	71.87	151
CMa	58.62	-30.35	-45.01	54.3	236
VMa	25.71	31.11	-44.42	54.24	305
MMa	48.13	75.27	-8.35	75.73	354
NMa	18.01	0.0	0.0	0.0	0
WMa	95.41	0.0	0.0	0.0	0
RCIE	39.92	58.66	26.98	64.56	25
JCIE	81.26	-2.17	67.76	67.79	92
GCIE	52.23	-42.26	11.75	43.87	164
BCIE	30.57	1.15	-46.84	46.87	271

%Umfang
 $u^*_{rel} = 93$
 %Regularität
 $g^*_{H,rel} = 57$
 $g^*_{C,rel} = 59$

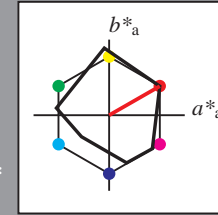


Ausgabe: Farbmétrisches Reflexions-System MRS18

für Buntton $h^* = lab^*h = 30/360 = 0.083$
 lab^*tch und lab^*nch

D65: Buntton R
 LCH*Ma: 50 77 30
 olv*Ma: 1.0 0.0 0.0

Dreiecks-Helligkeit t^*



MRS18; adaptierte CIELAB-Daten

	$L^*=L^*_a$	a^*_a	b^*_a	$C^*_{ab,a}$	$h^*_{ab,a}$
RMa	49.63	66.96	38.37	77.18	30
JMa	90.7	-6.36	88.75	88.98	94
GMa	52.11	-69.73	9.44	70.37	172
G50BMa	45.03	-36.57	-28.47	46.36	218
BMa	36.65	23.19	-63.05	67.18	290
B50RMa	34.94	57.17	-44.26	72.31	322
NMa	18.01	0.0	0.0	0.0	0
WMa	95.41	0.0	0.0	0.0	0
RCIE	39.92	58.66	26.98	64.56	25
JCIE	81.26	-2.17	67.76	67.79	92
GCIE	52.23	-42.26	11.75	43.87	164
BCIE	30.57	1.15	-46.84	46.87	271

%Umfang
 $u^*_{rel} = 91$
 %Regularität
 $g^*_{H,rel} = 41$
 $g^*_{C,rel} = 52$

relative Inform. Technology (IT)

olvi3*	1.0	1.0	1.0	(1.0)
cmyn3*	0.0	0.0	0.0	(0.0)
olvi4*	1.0	1.0	1.0	1.0
cmyn4*	0.0	0.0	0.0	0.0

standard and adapted CIELAB

LAB*LAB	95.41	-0.97	4.75
LAB*LABa	95.41	0.0	0.0
LAB*TCHa	99.99	0.01	-

relative CIELAB lab*

lab*lab	1.0	0.0	0.0
lab*tch	1.0	0.0	-
lab*nch	0.0	0.0	-

relative Natural Colour (NC)

lab*lrj	1.0	0.0	0.0
lab*tce	1.0	0.0	-
lab*nce	0.0	0.0	-

relative Inform. Technology (IT)

olvi3*	1.0	0.5	0.5	(1.0)
cmyn3*	0.0	0.5	0.5	(0.0)
olvi4*	1.0	0.5	0.5	1.0
cmyn4*	0.0	0.5	0.5	0.0

standard and adapted CIELAB

LAB*LAB	72.52	32.93	22.4
LAB*LABa	72.52	33.47	19.18
LAB*TCHa	75.0	38.58	29.82

relative CIELAB lab*

lab*lab	0.704	0.434	0.249
lab*tch	0.75	0.5	0.083
lab*nch	0.0	0.5	0.083

relative Natural Colour (NC)

lab*lrj	0.704	0.496	0.06
lab*tce	0.75	0.5	0.019
lab*nce	0.0	0.5	r07j

relative Inform. Technology (IT)

olvi3*	0.5	0.5	0.5	(1.0)
cmyn3*	0.5	0.5	0.5	(0.0)
olvi4*	1.0	1.0	1.0	0.5
cmyn4*	0.0	0.0	0.0	0.5

standard and adapted CIELAB

LAB*LAB	56.71	-0.23	2.14
LAB*LABa	56.71	0.0	0.0
LAB*TCHa	50.0	0.01	-

relative CIELAB lab*

lab*lab	0.5	0.0	0.0
lab*tch	0.5	0.0	-
lab*nch	0.5	0.0	-

relative Natural Colour (NC)

lab*lrj	0.5	0.0	0.0
lab*tce	0.5	0.0	-
lab*nce	0.5	0.0	-

relative Inform. Technology (IT)

olvi3*	0.5	0.0	0.0	(1.0)
cmyn3*	0.5	1.0	1.0	(0.0)
olvi4*	1.0	0.5	0.5	0.5
cmyn4*	0.0	0.5	0.5	0.5

standard and adapted CIELAB

LAB*LAB	33.82	33.67	19.79
LAB*LABa	33.82	33.47	19.18
LAB*TCHa	25.01	38.58	29.82

relative CIELAB lab*

lab*lab	0.204	0.434	0.249
lab*tch	0.25	0.5	0.083
lab*nch	0.5	0.5	0.083

relative Natural Colour (NC)

lab*lrj	0.204	0.496	0.06
lab*tce	0.25	0.5	0.019
lab*nce	0.5	0.5	r07j

relative Inform. Technology (IT)

olvi3*	1.0	0.0	0.0	(1.0)
cmyn3*	0.0	1.0	1.0	(0.0)
olvi4*	1.0	0.0	0.0	1.0
cmyn4*	0.0	1.0	1.0	0.0

standard and adapted CIELAB


LAB*LAB	49.63	66.84	40.03
LAB*LABa	49.63	66.95	38.36
LAB*TCHa	50.0	77.16	29.82

relative CIELAB lab*

lab*lab	0.409	0.867	0.497
lab*tch	0.5	1.0	0.083
lab*nch	0.0	1.0	0.083

relative Natural Colour (NC)

lab*lrj	0.409	0.993	0.119
lab*tce	0.5	1.0	0.019
lab*nce	0.0	1.0	r07j



relative Inform. Technology (IT)

olvi3*	0.0	0.0	0.0	(1.0)
cmyn3*	1.0	1.0	1.0	(0.0)
olvi4*	1.0	1.0	1.0	1.0
cmyn4*	0.0	0.0	0.0	1.0

standard and adapted CIELAB

LAB*LAB	18.02	0.5	-0.46
LAB*LABa	18.02	0.0	0.0
LAB*TCHa	0.01	0.01	-

relative CIELAB lab*

lab*lab	0.0	0.0	0.0
lab*tch	0.0	0.0	-
lab*nch	1.0	0.0	-

relative Natural Colour (NC)

lab*lrj	0.0	0.0	0.0
lab*tce	0.0	0.0	-
lab*nce	1.0	0.0	-

3 stufige Reihen für konstanten CIELAB Buntton 30/360 = 0.083 (rechts)

UG000-7, 3 stufige Reihen für konstanten CIELAB Buntton 38/360 = 0.105 (links)

BAM-Prüfvorlage UG00; Farbmétrik-Systeme ORS18 & MRS18input: $cmY0^* setcmykcolor$

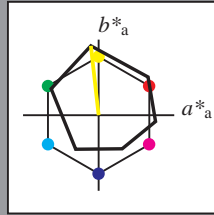
D65: 3stufige Farbreihen und Koordinatendaten für 10 Bunttöne output: $cmY0^* / 000n^* setcmykcolor$

Eingabe: Farbmatisches Reflexions-System ORS18

für Buntton $h^* = lab^*h = 96/360 = 0.268$
 lab^*tch und lab^*nch

D65: Buntton Y
 LCH*Ma: 90 92 96
 olv*Ma: 1.0 1.0 0.0


Dreiecks-Helligkeit t^*



ORS18; adaptierte CIELAB-Daten

	$L^*=L^*_a$	a^*_a	b^*_a	$C^*_{ab,a}$	$h^*_{ab,a}$
OMa	47.94	65.37	50.52	82.62	38
YMa	90.37	-10.27	91.77	92.34	96
LMa	50.9	-62.79	34.95	71.87	151
CMa	58.62	-30.35	-45.01	54.3	236
VMa	25.71	31.11	-44.42	54.24	305
MMa	48.13	75.27	-8.35	75.73	354
NMa	18.01	0.0	0.0	0.0	0
WMa	95.41	0.0	0.0	0.0	0
RCIE	39.92	58.66	26.98	64.56	25
JCIE	81.26	-2.17	67.76	67.79	92
GCIE	52.23	-42.26	11.75	43.87	164
BCIE	30.57	1.15	-46.84	46.87	271

%Umfang
 $u^*_{rel} = 93$
 %Regularität
 $g^*_{H,rel} = 57$
 $g^*_{C,rel} = 59$

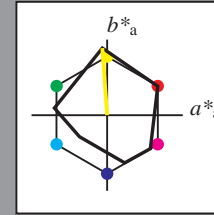


Ausgabe: Farbmatisches Reflexions-System MRS18

für Buntton $h^* = lab^*h = 94/360 = 0.261$
 lab^*tch und lab^*nch

D65: Buntton J
 LCH*Ma: 91 89 94
 olv*Ma: 1.0 1.0 0.0

Dreiecks-Helligkeit t^*



MRS18; adaptierte CIELAB-Daten

	$L^*=L^*_a$	a^*_a	b^*_a	$C^*_{ab,a}$	$h^*_{ab,a}$
RMa	49.63	66.96	38.37	77.18	30
JMa	90.7	-6.36	88.75	88.98	94
GMa	52.11	-69.73	9.44	70.37	172
G50BMa	45.03	-36.57	-28.47	46.36	218
BMa	36.65	23.19	-63.05	67.18	290
B50RMa	34.94	57.17	-44.26	72.31	322
NMa	18.01	0.0	0.0	0.0	0
WMa	95.41	0.0	0.0	0.0	0
RCIE	39.92	58.66	26.98	64.56	25
JCIE	81.26	-2.17	67.76	67.79	92
GCIE	52.23	-42.26	11.75	43.87	164
BCIE	30.57	1.15	-46.84	46.87	271

%Umfang
 $u^*_{rel} = 91$
 %Regularität
 $g^*_{H,rel} = 41$
 $g^*_{C,rel} = 52$


relative Inform. Technology (IT)
 $olvi3^* 1.0 1.0 1.0 (1.0)$
 $cmyn3^* 0.0 0.0 0.0 (0.0)$
 $olvi4^* 1.0 1.0 1.0 1.0$
 $cmyn4^* 0.0 0.0 0.0 0.0$
standard and adapted CIELAB
 $LAB^*LAB 95.41 -0.97 4.75$
 $LAB^*LABa 95.41 0.0 0.0$
 $LAB^*TCHa 99.99 0.01 -$
relative CIELAB lab*
 $lab^*lab 1.0 0.0 0.0$
 $lab^*tch 1.0 0.0 -$
 $lab^*nch 0.0 0.0 -$
relative Natural Colour (NC)
 $lab^*lrj 1.0 0.0 0.0$
 $lab^*tce 1.0 0.0 -$
 $lab^*nce 0.0 0.0 -$

relative Inform. Technology (IT)
 $olvi3^* 1.0 1.0 0.5 (1.0)$
 $cmyn3^* 0.0 0.0 0.5 (0.0)$
 $olvi4^* 1.0 1.0 0.5 1.0$
 $cmyn4^* 0.0 0.0 0.5 0.0$
standard and adapted CIELAB
 $LAB^*LAB 93.05 -4.11 48.97$
 $LAB^*LABa 93.05 -3.17 44.37$
 $LAB^*TCHa 75.0 44.48 94.1$
relative CIELAB lab*
 $lab^*lab 0.969 -0.035 0.499$
 $lab^*tch 0.75 0.5 0.261$
 $lab^*nch 0.0 0.5 0.261$
relative Natural Colour (NC)
 $lab^*lrj 0.969 -0.023 0.499$
 $lab^*tce 0.75 0.5 0.258$
 $lab^*nce 0.0 0.5 j03g$

relative Inform. Technology (IT)
 $olvi3^* 0.5 0.5 0.5 (1.0)$
 $cmyn3^* 0.5 0.5 0.5 (0.0)$
 $olvi4^* 1.0 1.0 1.0 0.5$
 $cmyn4^* 0.0 0.0 0.0 0.5$
standard and adapted CIELAB
 $LAB^*LAB 56.71 -0.23 2.14$
 $LAB^*LABa 56.71 0.0 0.0$
 $LAB^*TCHa 50.0 0.01 -$
relative CIELAB lab*
 $lab^*lab 0.5 0.0 0.0$
 $lab^*tch 0.5 0.0 -$
 $lab^*nch 0.5 0.0 -$
relative Natural Colour (NC)
 $lab^*lrj 0.5 0.0 0.0$
 $lab^*tce 0.5 0.0 -$
 $lab^*nce 0.5 0.0 -$

relative Inform. Technology (IT)
 $olvi3^* 0.5 0.5 0.0 (1.0)$
 $cmyn3^* 0.5 0.5 1.0 (0.0)$
 $olvi4^* 1.0 1.0 0.5 0.5$
 $cmyn4^* 0.0 0.0 0.5 0.5$
standard and adapted CIELAB
 $LAB^*LAB 54.35 -3.37 46.36$
 $LAB^*LABa 54.35 -3.17 44.37$
 $LAB^*TCHa 25.01 44.48 94.1$
relative CIELAB lab*
 $lab^*lab 0.47 -0.035 0.499$
 $lab^*tch 0.25 0.5 0.261$
 $lab^*nch 0.5 0.5 0.261$
relative Natural Colour (NC)
 $lab^*lrj 0.47 -0.023 0.499$
 $lab^*tce 0.25 0.5 0.258$
 $lab^*nce 0.5 0.5 j03g$

relative Inform. Technology (IT)
 $olvi3^* 1.0 1.0 0.0 (1.0)$
 $cmyn3^* 0.0 0.0 1.0 (0.0)$
 $olvi4^* 1.0 1.0 0.0 1.0$
 $cmyn4^* 0.0 0.0 1.0 0.0$
standard and adapted CIELAB
 $LAB^*LAB 90.69 -7.25 93.17$
 $LAB^*LABa 90.69 -6.36 88.73$
 $LAB^*TCHa 50.0 88.96 94.1$
relative CIELAB lab*
 $lab^*lab 0.939 -0.071 0.997$
 $lab^*tch 0.5 1.0 0.261$
 $lab^*nch 0.0 1.0 0.261$
relative Natural Colour (NC)
 $lab^*lrj 0.939 -0.048 0.999$
 $lab^*tce 0.5 1.0 0.258$
 $lab^*nce 0.0 1.0 j03g$



relative Inform. Technology (IT)
 $olvi3^* 0.0 0.0 0.0 (1.0)$
 $cmyn3^* 1.0 1.0 1.0 (0.0)$
 $olvi4^* 1.0 1.0 1.0 0.0$
 $cmyn4^* 0.0 0.0 0.0 1.0$
standard and adapted CIELAB
 $LAB^*LAB 18.02 0.5 -0.46$
 $LAB^*LABa 18.02 0.0 0.0$
 $LAB^*TCHa 0.01 0.01 -$
relative CIELAB lab*
 $lab^*lab 0.0 0.0 0.0$
 $lab^*tch 0.0 0.0 -$
 $lab^*nch 1.0 0.0 -$
relative Natural Colour (NC)
 $lab^*lrj 0.0 0.0 0.0$
 $lab^*tce 0.0 0.0 -$
 $lab^*nce 1.0 0.0 -$

3 stufige Reihen für konstanten CIELAB Buntton 94/360 = 0.261 (rechts)

UG000-7, 3 stufige Reihen für konstanten CIELAB Buntton 96/360 = 0.268 (links)

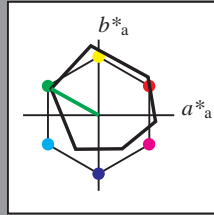
BAM-Prüfvorlage UG00; Farbmatrik-Systeme ORS18 & MRS18input: $cmv0^* setcmykcolor$

D65: 3stufige Farbreihen und Koordinatendaten für 10 Bunttöne output: $cmv0^*/000n^* setcmykcolor$

Eingabe: Farbmatisches Reflexions-System ORS18

für Buntton $h^* = lab^*h = 151/360 = 0.419$
 lab^*tch und lab^*nch

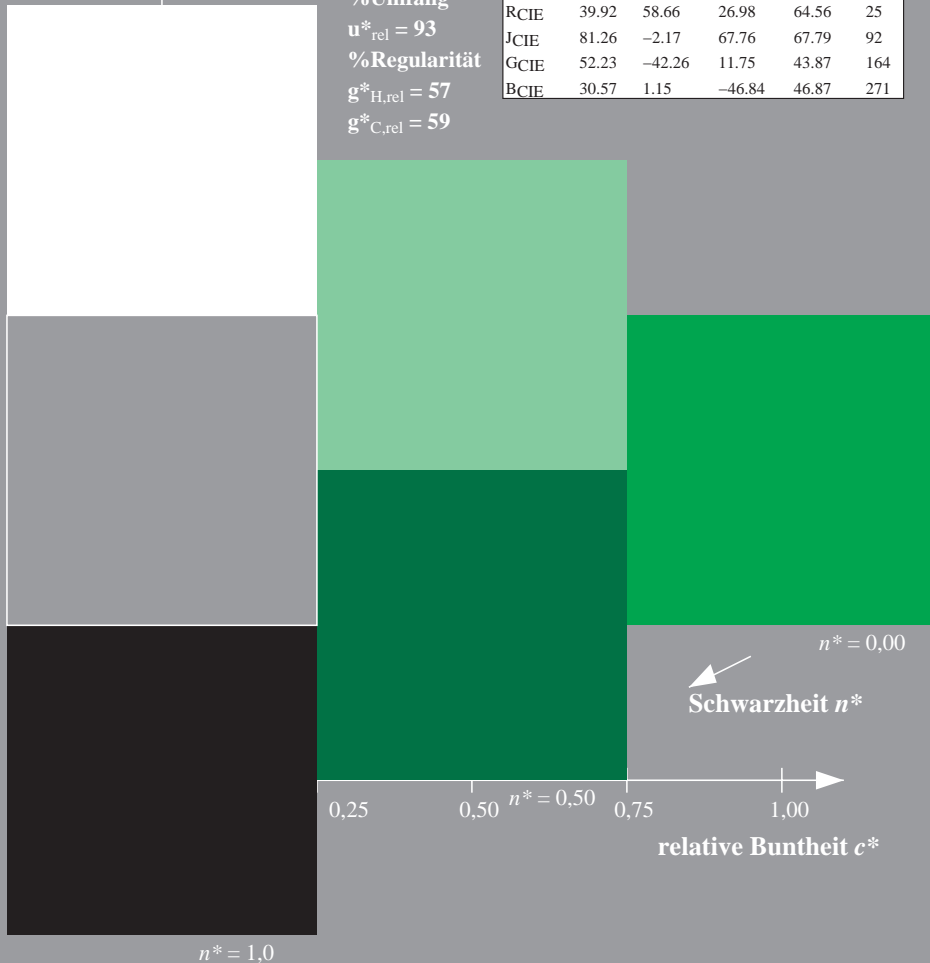
D65: Buntton L
 LCH*Ma: 51 72 151
 olv*Ma: 0.0 1.0 0.0
 Dreiecks-Helligkeit t^*



ORS18; adaptierte CIELAB-Daten

	$L^*=L^*_a$	a^*_a	b^*_a	$C^*_{ab,a}$	$h^*_{ab,a}$
OMa	47.94	65.37	50.52	82.62	38
YMa	90.37	-10.27	91.77	92.34	96
LMa	50.9	-62.79	34.95	71.87	151
CMa	58.62	-30.35	-45.01	54.3	236
VMa	25.71	31.11	-44.42	54.24	305
MMa	48.13	75.27	-8.35	75.73	354
NMa	18.01	0.0	0.0	0.0	0
WMa	95.41	0.0	0.0	0.0	0
RCIE	39.92	58.66	26.98	64.56	25
JCIE	81.26	-2.17	67.76	67.79	92
GCIE	52.23	-42.26	11.75	43.87	164
BCIE	30.57	1.15	-46.84	46.87	271

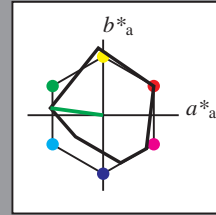
%Umfang
 $u^*_{rel} = 93$
 %Regularität
 $g^*_{H,rel} = 57$
 $g^*_{C,rel} = 59$



Ausgabe: Farbmatisches Reflexions-System MRS18

für Buntton $h^* = lab^*h = 172/360 = 0.479$
 lab^*tch und lab^*nch

D65: Buntton G
 LCH*Ma: 52 70 172
 olv*Ma: 0.0 1.0 0.0
 Dreiecks-Helligkeit t^*



MRS18; adaptierte CIELAB-Daten

	$L^*=L^*_a$	a^*_a	b^*_a	$C^*_{ab,a}$	$h^*_{ab,a}$
RMa	49.63	66.96	38.37	77.18	30
JMa	90.7	-6.36	88.75	88.98	94
GMa	52.11	-69.73	9.44	70.37	172
G50BMa	45.03	-36.57	-28.47	46.36	218
BMa	36.65	23.19	-63.05	67.18	290
B50RMa	34.94	57.17	-44.26	72.31	322
NMa	18.01	0.0	0.0	0.0	0
WMa	95.41	0.0	0.0	0.0	0
RCIE	39.92	58.66	26.98	64.56	25
JCIE	81.26	-2.17	67.76	67.79	92
GCIE	52.23	-42.26	11.75	43.87	164
BCIE	30.57	1.15	-46.84	46.87	271

%Umfang
 $u^*_{rel} = 91$
 %Regularität
 $g^*_{H,rel} = 41$
 $g^*_{C,rel} = 52$

relative Inform. Technology (IT)
 $olvi3^* 1.0 1.0 1.0 (1.0)$
 $cmyn3^* 0.0 0.0 0.0 (0.0)$
 $olvi4^* 1.0 1.0 1.0 1.0$
 $cmyn4^* 0.0 0.0 0.0 0.0$

standard and adapted CIELAB
 $LAB^*LAB 95.41 -0.97 4.75$
 $LAB^*LABa 95.41 0.0 0.0$
 $LAB^*TCHa 99.99 0.01 -$

relative CIELAB lab*
 $lab^*lab 1.0 0.0 0.0$
 $lab^*tch 1.0 0.0 -$
 $lab^*nch 0.0 0.0 -$

relative Natural Colour (NC)
 $lab^*lrj 1.0 0.0 0.0$
 $lab^*tce 1.0 0.0 -$
 $lab^*nce 0.0 0.0 -$

relative Inform. Technology (IT)
 $olvi3^* 0.5 0.5 0.5 (1.0)$
 $cmyn3^* 0.5 0.5 0.5 (0.0)$
 $olvi4^* 1.0 1.0 1.0 0.5$
 $cmyn4^* 0.0 0.0 0.0 0.5$

standard and adapted CIELAB
 $LAB^*LAB 56.71 -0.23 2.14$
 $LAB^*LABa 56.71 0.0 0.0$
 $LAB^*TCHa 50.0 0.01 -$

relative CIELAB lab*
 $lab^*lab 0.5 0.0 0.0$
 $lab^*tch 0.5 0.0 -$
 $lab^*nch 0.5 0.0 -$

relative Natural Colour (NC)
 $lab^*lrj 0.5 0.0 0.0$
 $lab^*tce 0.5 0.0 -$
 $lab^*nce 0.5 0.0 -$

relative Inform. Technology (IT)
 $olvi3^* 0.0 0.0 0.0 (1.0)$
 $cmyn3^* 1.0 1.0 1.0 (0.0)$
 $olvi4^* 1.0 1.0 1.0 0.0$
 $cmyn4^* 0.0 0.0 0.0 1.0$

standard and adapted CIELAB
 $LAB^*LAB 18.02 0.5 -0.46$
 $LAB^*LABa 18.02 0.0 0.0$
 $LAB^*TCHa 0.01 0.01 -$

relative CIELAB lab*
 $lab^*lab 0.0 0.0 0.0$
 $lab^*tch 0.0 0.0 -$
 $lab^*nch 1.0 0.0 -$

relative Natural Colour (NC)
 $lab^*lrj 0.0 0.0 0.0$
 $lab^*tce 0.0 0.0 -$
 $lab^*nce 1.0 0.0 -$

relative Inform. Technology (IT)
 $olvi3^* 0.5 1.0 0.5 (1.0)$
 $cmyn3^* 0.5 0.0 0.5 (0.0)$
 $olvi4^* 0.5 1.0 0.5 1.0$
 $cmyn4^* 0.5 0.0 0.5 0.0$

standard and adapted CIELAB
 $LAB^*LAB 73.75 -35.42 8.02$
 $LAB^*LABa 73.75 -34.85 4.72$
 $LAB^*TCHa 75.0 35.18 172.29$

relative CIELAB lab*
 $lab^*lab 0.72 -0.494 0.067$
 $lab^*tch 0.75 0.5 0.479$
 $lab^*nch 0.0 0.5 0.479$

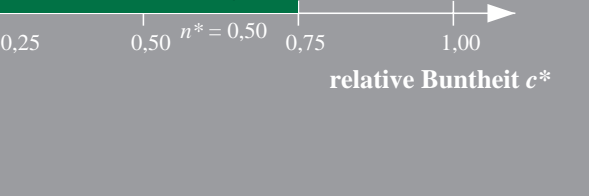
relative Natural Colour (NC)
 $lab^*lrj 0.72 -0.496 -0.056$
 $lab^*tce 0.75 0.5 0.518$
 $lab^*nce 0.0 0.5 g07b$

relative Inform. Technology (IT)
 $olvi3^* 0.0 0.5 0.0 (1.0)$
 $cmyn3^* 0.25 0.5 1.0 (0.0)$
 $olvi4^* 0.5 1.0 0.5 0.5$
 $cmyn4^* 0.5 0.0 0.5 0.5$

standard and adapted CIELAB
 $LAB^*LAB 35.06 -34.67 5.41$
 $LAB^*LABa 35.06 -34.85 4.72$
 $LAB^*TCHa 25.01 35.18 172.29$

relative CIELAB lab*
 $lab^*lab 0.22 -0.494 0.067$
 $lab^*tch 0.25 0.5 0.479$
 $lab^*nch 0.5 0.5 0.479$

relative Natural Colour (NC)
 $lab^*lrj 0.22 -0.496 -0.056$
 $lab^*tce 0.25 0.5 0.518$
 $lab^*nce 0.5 0.5 g07b$

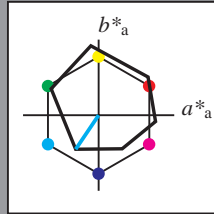


Eingabe: Farbmatisches Reflexions-System ORS18

für Buntton $h^* = lab^*h = 236/360 = 0.656$
 lab^*tch und lab^*nch

D65: Buntton C
 LCH*Ma: 59 54 236
 olv*Ma: 0.0 1.0 1.0

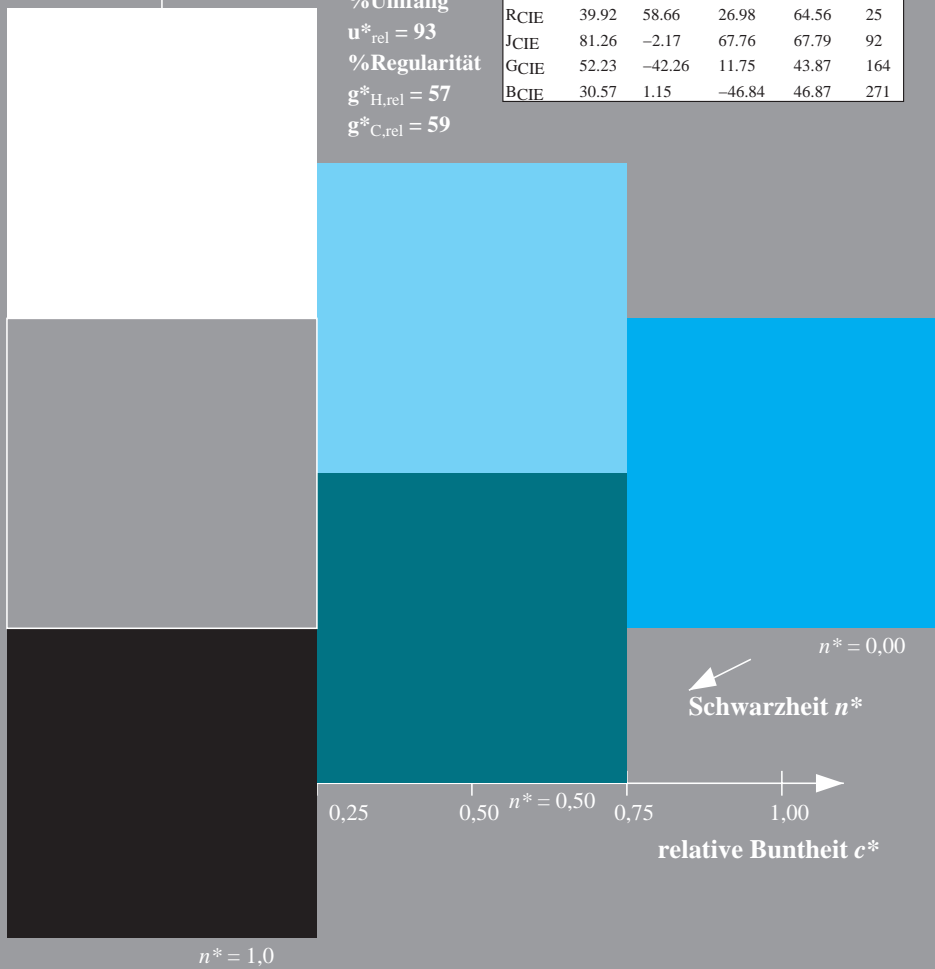
Dreiecks-Helligkeit t^*



ORS18; adaptierte CIELAB-Daten

	$L^*=L^*_a$	a^*_a	b^*_a	$C^*_{ab,a}$	$h^*_{ab,a}$
OMa	47.94	65.37	50.52	82.62	38
YMa	90.37	-10.27	91.77	92.34	96
LMa	50.9	-62.79	34.95	71.87	151
CMa	58.62	-30.35	-45.01	54.3	236
VMa	25.71	31.11	-44.42	54.24	305
MMa	48.13	75.27	-8.35	75.73	354
NMa	18.01	0.0	0.0	0.0	0
WMa	95.41	0.0	0.0	0.0	0
RCIE	39.92	58.66	26.98	64.56	25
JCIE	81.26	-2.17	67.76	67.79	92
GCIE	52.23	-42.26	11.75	43.87	164
BCIE	30.57	1.15	-46.84	46.87	271

%Umfang
 $u^*_{rel} = 93$
 %Regularität
 $g^*_{H,rel} = 57$
 $g^*_{C,rel} = 59$

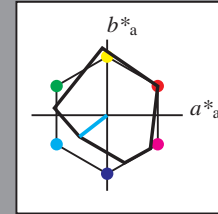


Ausgabe: Farbmatisches Reflexions-System MRS18

für Buntton $h^* = lab^*h = 218/360 = 0.605$
 lab^*tch und lab^*nch

D65: Buntton G50B
 LCH*Ma: 45 46 218
 olv*Ma: 0.0 1.0 1.0

Dreiecks-Helligkeit t^*



MRS18; adaptierte CIELAB-Daten

	$L^*=L^*_a$	a^*_a	b^*_a	$C^*_{ab,a}$	$h^*_{ab,a}$
RMa	49.63	66.96	38.37	77.18	30
JMa	90.7	-6.36	88.75	88.98	94
GMa	52.11	-69.73	9.44	70.37	172
G50BMa	45.03	-36.57	-28.47	46.36	218
BMa	36.65	23.19	-63.05	67.18	290
B50RMa	34.94	57.17	-44.26	72.31	322
NMa	18.01	0.0	0.0	0.0	0
WMa	95.41	0.0	0.0	0.0	0
RCIE	39.92	58.66	26.98	64.56	25
JCIE	81.26	-2.17	67.76	67.79	92
GCIE	52.23	-42.26	11.75	43.87	164
BCIE	30.57	1.15	-46.84	46.87	271

%Umfang
 $u^*_{rel} = 91$
 %Regularität
 $g^*_{H,rel} = 41$
 $g^*_{C,rel} = 52$

relative Inform. Technology (IT)
 $olvi3^* 1.0 1.0 1.0 (1.0)$
 $cmyn3^* 0.0 0.0 0.0 (0.0)$
 $olvi4^* 1.0 1.0 1.0 1.0$
 $cmyn4^* 0.0 0.0 0.0 0.0$

standard and adapted CIELAB
 $LAB^*LAB 95.41 -0.97 4.75$
 $LAB^*LABa 95.41 0.0 0.0$
 $LAB^*TCHa 99.99 0.01 -$

relative CIELAB lab*
 $lab^*lab 1.0 0.0 0.0$
 $lab^*tch 1.0 0.0 -$
 $lab^*nch 0.0 0.0 -$

relative Natural Colour (NC)
 $lab^*lrj 1.0 0.0 0.0$
 $lab^*tce 1.0 0.0 -$
 $lab^*nce 0.0 0.0 -$

relative Inform. Technology (IT)
 $olvi3^* 0.5 0.5 0.5 (1.0)$
 $cmyn3^* 0.5 0.5 0.5 (0.0)$
 $olvi4^* 1.0 1.0 1.0 0.5$
 $cmyn4^* 0.0 0.0 0.0 0.5$

standard and adapted CIELAB
 $LAB^*LAB 56.71 -0.23 2.14$
 $LAB^*LABa 56.71 0.0 0.0$
 $LAB^*TCHa 50.0 0.01 -$

relative CIELAB lab*
 $lab^*lab 0.5 0.0 0.0$
 $lab^*tch 0.5 0.0 -$
 $lab^*nch 0.5 0.0 -$

relative Natural Colour (NC)
 $lab^*lrj 0.5 0.0 0.0$
 $lab^*tce 0.5 0.0 -$
 $lab^*nce 0.5 0.0 -$

relative Inform. Technology (IT)
 $olvi3^* 0.0 0.0 0.0 (1.0)$
 $cmyn3^* 1.0 1.0 1.0 (0.0)$
 $olvi4^* 1.0 1.0 1.0 0.0$
 $cmyn4^* 0.0 0.0 0.0 1.0$

standard and adapted CIELAB
 $LAB^*LAB 18.02 0.5 -0.46$
 $LAB^*LABa 18.02 0.0 0.0$
 $LAB^*TCHa 0.01 0.01 -$

relative CIELAB lab*
 $lab^*lab 0.0 0.0 0.0$
 $lab^*tch 0.0 0.0 -$
 $lab^*nch 1.0 0.0 -$

relative Natural Colour (NC)
 $lab^*lrj 0.0 0.0 0.0$
 $lab^*tce 0.0 0.0 -$
 $lab^*nce 1.0 0.0 -$

relative Inform. Technology (IT)
 $olvi3^* 0.5 1.0 1.0 (1.0)$
 $cmyn3^* 0.5 0.0 0.0 (0.0)$
 $olvi4^* 0.5 1.0 1.0 1.0$
 $cmyn4^* 0.5 0.0 0.0 0.0$

standard and adapted CIELAB
 $LAB^*LAB 70.21 -18.77 -11.17$
 $LAB^*LABa 70.21 -18.27 -14.23$
 $LAB^*TCHa 75.0 23.17 217.91$

relative CIELAB lab*
 $lab^*lab 0.674 -0.393 -0.306$
 $lab^*tch 0.75 0.5 0.605$
 $lab^*nch 0.0 0.5 0.605$

relative Natural Colour (NC)
 $lab^*lrj 0.674 -0.353 -0.352$
 $lab^*tce 0.75 0.5 0.625$
 $lab^*nce 0.0 0.5 g49b$

relative Inform. Technology (IT)
 $olvi3^* 0.0 0.5 0.5 (1.0)$
 $cmyn3^* 1.0 0.5 0.5 (0.0)$
 $olvi4^* 0.5 1.0 1.0 0.5$
 $cmyn4^* 0.5 0.0 0.0 0.5$

standard and adapted CIELAB
 $LAB^*LAB 31.52 -18.03 -13.78$
 $LAB^*LABa 31.52 -18.27 -14.23$
 $LAB^*TCHa 25.01 23.17 217.91$

relative CIELAB lab*
 $lab^*lab 0.175 -0.393 -0.306$
 $lab^*tch 0.25 0.5 0.605$
 $lab^*nch 0.5 0.5 0.605$

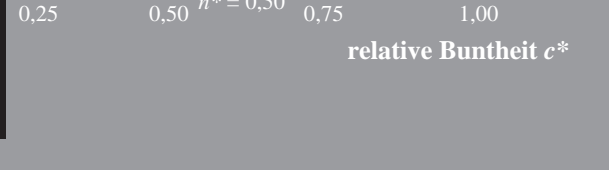
relative Natural Colour (NC)
 $lab^*lrj 0.175 -0.353 -0.352$
 $lab^*tce 0.25 0.5 0.625$
 $lab^*nce 0.5 0.5 g49b$

relative Inform. Technology (IT)
 $olvi3^* 0.0 1.0 1.0 (1.0)$
 $cmyn3^* 1.0 0.0 0.0 (0.0)$
 $olvi4^* 0.0 1.0 1.0 1.0$
 $cmyn4^* 1.0 0.0 0.0 0.0$

standard and adapted CIELAB
 $LAB^*LAB 45.03 -36.57 -27.11$
 $LAB^*LABa 45.03 -36.56 -28.47$
 $LAB^*TCHa 50.0 46.35 217.91$

relative CIELAB lab*
 $lab^*lab 0.349 -0.788 -0.613$
 $lab^*tch 0.5 1.0 0.605$
 $lab^*nch 0.0 1.0 0.605$

relative Natural Colour (NC)
 $lab^*lrj 0.349 -0.706 -0.706$
 $lab^*tce 0.5 1.0 0.625$
 $lab^*nce 0.0 1.0 g49b$



UG000-7, 3 stufige Reihen für konstanten CIELAB Buntton 236/360 = 0.656 (links)

3 stufige Reihen für konstanten CIELAB Buntton 218/360 = 0.605 (rechts)

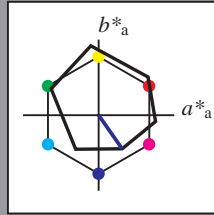
BAM-Prüfvorlage UG00; Farbmatrik-Systeme ORS18 & MRS18
 D65: 3stufige Farbreihen und Koordinatendaten für 10 Bunttöne
 input: $cmv0^* setcmykcolor$
 output: $cmv0^*/000n^* setcmykcolor$

Eingabe: Farbmétrisches Reflexions-System ORS18

für Buntton $h^* = lab^*h = 305/360 = 0.847$
 lab^*tch und lab^*nch

D65: Buntton V
 LCH*Ma: 26 54 305
 olv*Ma: 0.0 0.0 1.0

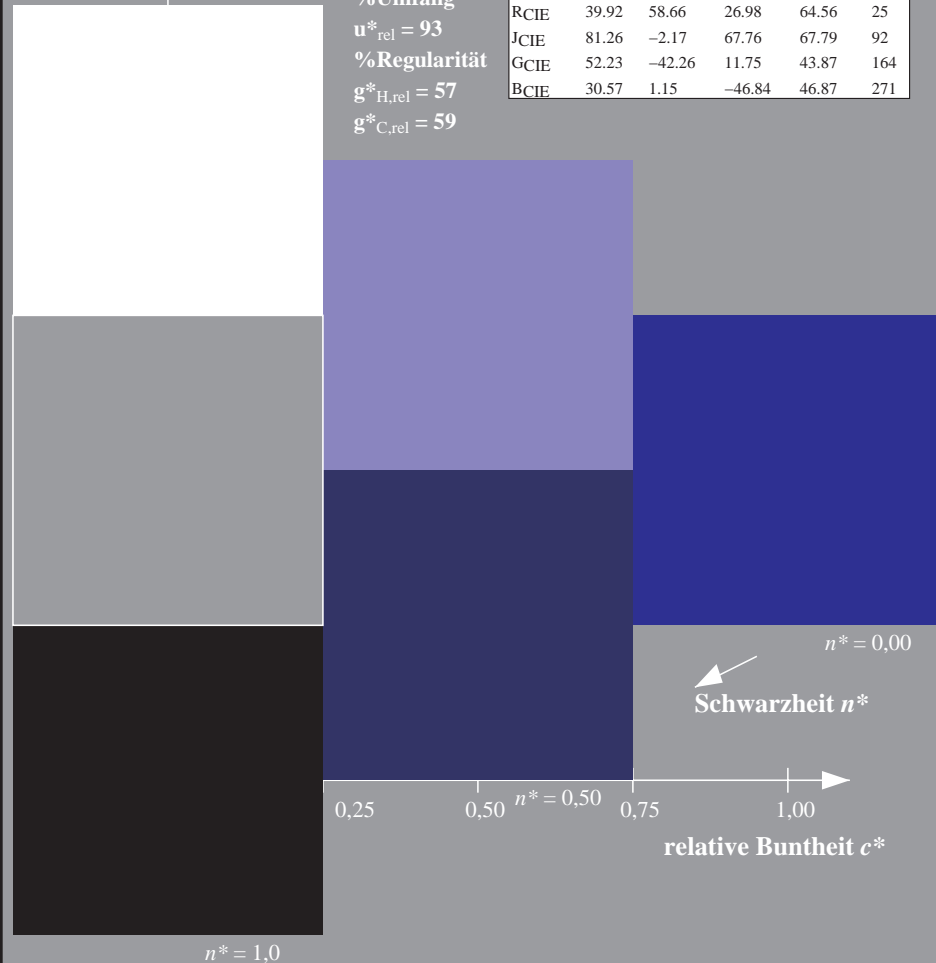
Dreiecks-Helligkeit t^*



ORS18; adaptierte CIELAB-Daten

	$L^*=L^*_a$	a^*_a	b^*_a	$C^*_{ab,a}$	$h^*_{ab,a}$
OMa	47.94	65.37	50.52	82.62	38
YMa	90.37	-10.27	91.77	92.34	96
LMa	50.9	-62.79	34.95	71.87	151
CMa	58.62	-30.35	-45.01	54.3	236
VMa	25.71	31.11	-44.42	54.24	305
MMa	48.13	75.27	-8.35	75.73	354
NMa	18.01	0.0	0.0	0.0	0
WMa	95.41	0.0	0.0	0.0	0
RCIE	39.92	58.66	26.98	64.56	25
JCIE	81.26	-2.17	67.76	67.79	92
GCIE	52.23	-42.26	11.75	43.87	164
BCIE	30.57	1.15	-46.84	46.87	271

%Umfang
 $u^*_{rel} = 93$
 %Regularität
 $g^*_{H,rel} = 57$
 $g^*_{C,rel} = 59$

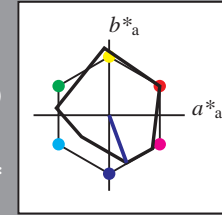


Ausgabe: Farbmétrisches Reflexions-System MRS18

für Buntton $h^* = lab^*h = 290/360 = 0.806$
 lab^*tch und lab^*nch

D65: Buntton B
 LCH*Ma: 37 67 290
 olv*Ma: 0.0 0.0 1.0

Dreiecks-Helligkeit t^*



MRS18; adaptierte CIELAB-Daten

	$L^*=L^*_a$	a^*_a	b^*_a	$C^*_{ab,a}$	$h^*_{ab,a}$
RMa	49.63	66.96	38.37	77.18	30
JMa	90.7	-6.36	88.75	88.98	94
GMa	52.11	-69.73	9.44	70.37	172
G50BMa	45.03	-36.57	-28.47	46.36	218
BMa	36.65	23.19	-63.05	67.18	290
B50RMa	34.94	57.17	-44.26	72.31	322
NMa	18.01	0.0	0.0	0.0	0
WMa	95.41	0.0	0.0	0.0	0
RCIE	39.92	58.66	26.98	64.56	25
JCIE	81.26	-2.17	67.76	67.79	92
GCIE	52.23	-42.26	11.75	43.87	164
BCIE	30.57	1.15	-46.84	46.87	271

%Umfang
 $u^*_{rel} = 91$
 %Regularität
 $g^*_{H,rel} = 41$
 $g^*_{C,rel} = 52$

relative Inform. Technology (IT)

olvi3*	1.0	1.0	1.0	(1.0)
cmyn3*	0.0	0.0	0.0	(0.0)
olvi4*	1.0	1.0	1.0	1.0
cmyn4*	0.0	0.0	0.0	0.0

standard and adapted CIELAB

LAB*LAB	95.41	-0.97	4.75
LAB*LABa	95.41	0.0	0.0
LAB*TCHa	99.99	0.01	-

relative CIELAB lab*

lab*lab	1.0	0.0	0.0
lab*tch	1.0	0.0	-
lab*nch	0.0	0.0	-

relative Natural Colour (NC)

lab*lrj	1.0	0.0	0.0
lab*tce	1.0	0.0	-
lab*nce	0.0	0.0	-

relative Inform. Technology (IT)

olvi3*	0.5	0.5	1.0	(1.0)
cmyn3*	0.5	0.5	0.0	(0.0)
olvi4*	0.5	0.5	1.0	1.0
cmyn4*	0.5	0.5	0.0	0.0

standard and adapted CIELAB

LAB*LAB	66.03	11.17	-28.74
LAB*LABa	66.03	11.59	-31.51
LAB*TCHa	75.0	33.59	290.19

relative CIELAB lab*

lab*lab	0.62	0.173	-0.468
lab*tch	0.75	0.5	0.806
lab*nch	0.0	0.5	0.806

relative Natural Colour (NC)

lab*lrj	0.62	0.129	-0.482
lab*tce	0.75	0.5	0.791
lab*nce	0.0	0.5	b16r

relative Inform. Technology (IT)

olvi3*	0.5	0.5	0.5	(1.0)
cmyn3*	0.5	0.5	0.5	(0.0)
olvi4*	1.0	1.0	1.0	0.5
cmyn4*	0.0	0.0	0.0	0.5

standard and adapted CIELAB

LAB*LAB	56.71	-0.23	2.14
LAB*LABa	56.71	0.0	0.0
LAB*TCHa	50.0	0.01	-

relative CIELAB lab*

lab*lab	0.5	0.0	0.0
lab*tch	0.5	0.0	-
lab*nch	0.5	0.0	-

relative Natural Colour (NC)

lab*lrj	0.5	0.0	0.0
lab*tce	0.5	0.0	-
lab*nce	0.5	0.0	-

relative Inform. Technology (IT)

olvi3*	0.0	0.0	0.5	(1.0)
cmyn3*	1.0	1.0	0.5	(0.0)
olvi4*	0.5	0.5	1.0	0.5
cmyn4*	0.5	0.5	0.0	0.5

standard and adapted CIELAB

LAB*LAB	27.34	11.92	-31.35
LAB*LABa	27.34	11.59	-31.51
LAB*TCHa	25.01	33.59	290.19

relative CIELAB lab*

lab*lab	0.12	0.173	-0.468
lab*tch	0.25	0.5	0.806
lab*nch	0.5	0.5	0.806

relative Natural Colour (NC)

lab*lrj	0.12	0.129	-0.482
lab*tce	0.25	0.5	0.791
lab*nce	0.5	0.5	b16r

relative Inform. Technology (IT)

olvi3*	0.0	0.0	0.0	(1.0)
cmyn3*	1.0	1.0	1.0	(0.0)
olvi4*	1.0	1.0	1.0	0.0
cmyn4*	0.0	0.0	0.0	1.0

standard and adapted CIELAB

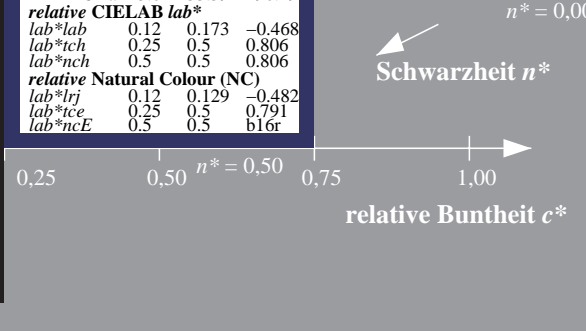
LAB*LAB	18.02	0.5	-0.46
LAB*LABa	18.02	0.0	0.0
LAB*TCHa	0.01	0.01	-

relative CIELAB lab*

lab*lab	0.0	0.0	0.0
lab*tch	0.0	0.0	-
lab*nch	1.0	0.0	-

relative Natural Colour (NC)

lab*lrj	0.0	0.0	0.0
lab*tce	0.0	0.0	-
lab*nce	1.0	0.0	-



UG000-7, 3 stufige Reihen für konstanten CIELAB Buntton 305/360 = 0.847 (links)

3 stufige Reihen für konstanten CIELAB Buntton 290/360 = 0.806 (rechts)

BAM-Prüfvorlage UG00; Farbmétrik-Systeme ORS18 & MRS18 input: $cmY0^* setcmykcolor$

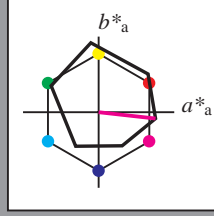
D65: 3stufige Farbreihen und Koordinatendaten für 10 Bunttöne output: $cmY0^*/000n^* setcmykcolor$

Eingabe: Farbmétrisches Reflexions-System ORS18

für Buntton $h^* = lab^*h = 354/360 = 0.982$
 lab^*tch und lab^*nch

D65: Buntton M
 LCH*Ma: 48 76 354
 olv*Ma: 1.0 0.0 1.0


Dreiecks-Helligkeit t^*



ORS18; adaptierte CIELAB-Daten

	$L^*=L^*_a$	a^*_a	b^*_a	$C^*_{ab,a}$	$h^*_{ab,a}$
OMa	47.94	65.37	50.52	82.62	38
YMa	90.37	-10.27	91.77	92.34	96
LMa	50.9	-62.79	34.95	71.87	151
CMa	58.62	-30.35	-45.01	54.3	236
VMa	25.71	31.11	-44.42	54.24	305
MMa	48.13	75.27	-8.35	75.73	354
NMa	18.01	0.0	0.0	0.0	0
WMa	95.41	0.0	0.0	0.0	0
RCIE	39.92	58.66	26.98	64.56	25
JCIE	81.26	-2.17	67.76	67.79	92
GCIE	52.23	-42.26	11.75	43.87	164
BCIE	30.57	1.15	-46.84	46.87	271

%Umfang
 $u^*_{rel} = 93$
 %Regularität
 $g^*_{H,rel} = 57$
 $g^*_{C,rel} = 59$

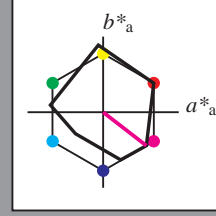


Ausgabe: Farbmétrisches Reflexions-System MRS18

für Buntton $h^* = lab^*h = 322/360 = 0.895$
 lab^*tch und lab^*nch

D65: Buntton B50R
 LCH*Ma: 35 72 322
 olv*Ma: 1.0 0.0 1.0

Dreiecks-Helligkeit t^*



MRS18; adaptierte CIELAB-Daten

	$L^*=L^*_a$	a^*_a	b^*_a	$C^*_{ab,a}$	$h^*_{ab,a}$
RMa	49.63	66.96	38.37	77.18	30
JMa	90.7	-6.36	88.75	88.98	94
GMa	52.11	-69.73	9.44	70.37	172
G50BMa	45.03	-36.57	-28.47	46.36	218
BMa	36.65	23.19	-63.05	67.18	290
B50RMa	34.94	57.17	-44.26	72.31	322
NMa	18.01	0.0	0.0	0.0	0
WMa	95.41	0.0	0.0	0.0	0
RCIE	39.92	58.66	26.98	64.56	25
JCIE	81.26	-2.17	67.76	67.79	92
GCIE	52.23	-42.26	11.75	43.87	164
BCIE	30.57	1.15	-46.84	46.87	271

%Umfang
 $u^*_{rel} = 91$
 %Regularität
 $g^*_{H,rel} = 41$
 $g^*_{C,rel} = 52$

relative Inform. Technology (IT)
 $olvi3^* = 1.0 \ 1.0 \ 1.0 \ (1.0)$
 $cmyn3^* = 0.0 \ 0.0 \ 0.0 \ (0.0)$
 $olvi4^* = 1.0 \ 1.0 \ 1.0 \ 1.0$
 $cmyn4^* = 0.0 \ 0.0 \ 0.0 \ 0.0$

standard and adapted CIELAB
 $LAB^*LAB = 95.41 \ -0.97 \ 4.75$
 $LAB^*LABa = 95.41 \ 0.0 \ 0.0$
 $LAB^*TCHa = 99.99 \ 0.01 \ -$

relative CIELAB lab*
 $lab^*lab = 1.0 \ 0.0 \ 0.0$
 $lab^*tch = 1.0 \ 0.0 \ -$
 $lab^*nch = 0.0 \ 0.0 \ -$

relative Natural Colour (NC)
 $lab^*lrj = 1.0 \ 0.0 \ 0.0$
 $lab^*tce = 1.0 \ 0.0 \ -$
 $lab^*nce = 0.0 \ 0.0 \ -$

relative Inform. Technology (IT)
 $olvi3^* = 0.5 \ 0.5 \ 0.5 \ (1.0)$
 $cmyn3^* = 0.5 \ 0.5 \ 0.5 \ (0.0)$
 $olvi4^* = 1.0 \ 1.0 \ 1.0 \ 0.5$
 $cmyn4^* = 0.0 \ 0.0 \ 0.0 \ 0.5$

standard and adapted CIELAB
 $LAB^*LAB = 56.71 \ -0.23 \ 2.14$
 $LAB^*LABa = 56.71 \ 0.0 \ 0.0$
 $LAB^*TCHa = 50.0 \ 0.01 \ -$

relative CIELAB lab*
 $lab^*lab = 0.5 \ 0.0 \ 0.0$
 $lab^*tch = 0.5 \ 0.0 \ -$
 $lab^*nch = 0.5 \ 0.0 \ -$

relative Natural Colour (NC)
 $lab^*lrj = 0.5 \ 0.0 \ 0.0$
 $lab^*tce = 0.5 \ 0.0 \ -$
 $lab^*nce = 0.5 \ 0.0 \ -$

relative Inform. Technology (IT)
 $olvi3^* = 0.0 \ 0.0 \ 0.0 \ (1.0)$
 $cmyn3^* = 1.0 \ 1.0 \ 1.0 \ (0.0)$
 $olvi4^* = 1.0 \ 1.0 \ 1.0 \ 1.0$
 $cmyn4^* = 0.0 \ 0.0 \ 0.0 \ 1.0$

standard and adapted CIELAB
 $LAB^*LAB = 18.02 \ 0.5 \ -0.46$
 $LAB^*LABa = 18.02 \ 0.0 \ 0.0$
 $LAB^*TCHa = 0.01 \ 0.01 \ -$

relative CIELAB lab*
 $lab^*lab = 0.0 \ 0.0 \ 0.0$
 $lab^*tch = 0.0 \ 0.0 \ -$
 $lab^*nch = 1.0 \ 0.0 \ -$

relative Natural Colour (NC)
 $lab^*lrj = 0.0 \ 0.0 \ 0.0$
 $lab^*tce = 0.0 \ 0.0 \ -$
 $lab^*nce = 1.0 \ 0.0 \ -$

relative Inform. Technology (IT)
 $olvi3^* = 1.0 \ 0.5 \ 1.0 \ (1.0)$
 $cmyn3^* = 0.0 \ 0.5 \ 0.0 \ (0.0)$
 $olvi4^* = 1.0 \ 0.5 \ 1.0 \ 1.0$
 $cmyn4^* = 0.0 \ 0.5 \ 0.0 \ 0.0$

standard and adapted CIELAB
 $LAB^*LAB = 65.17 \ 28.18 \ -19.4$
 $LAB^*LABa = 65.17 \ 28.58 \ -22.12$
 $LAB^*TCHa = 75.0 \ 36.15 \ 322.25$

relative CIELAB lab*
 $lab^*lab = 0.609 \ 0.395 \ -0.305$
 $lab^*tch = 0.75 \ 0.5 \ 0.895$
 $lab^*nch = 0.0 \ 0.5 \ 0.895$

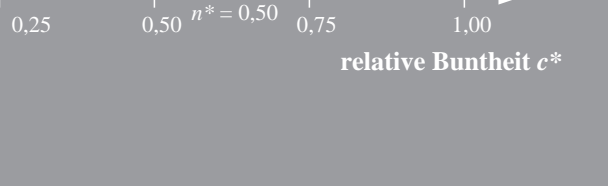
relative Natural Colour (NC)
 $lab^*lrj = 0.609 \ 0.324 \ -0.38$
 $lab^*tce = 0.75 \ 0.5 \ 0.862$
 $lab^*nce = 0.0 \ 0.5 \ b44r$

relative Inform. Technology (IT)
 $olvi3^* = 0.5 \ 0.0 \ 0.5 \ (1.0)$
 $cmyn3^* = 0.5 \ 1.0 \ 0.5 \ (0.0)$
 $olvi4^* = 1.0 \ 0.5 \ 1.0 \ 0.5$
 $cmyn4^* = 0.0 \ 0.5 \ 0.0 \ 0.5$

standard and adapted CIELAB
 $LAB^*LAB = 26.48 \ 28.92 \ -22.01$
 $LAB^*LABa = 26.48 \ 28.58 \ -22.12$
 $LAB^*TCHa = 25.01 \ 36.15 \ 322.25$

relative CIELAB lab*
 $lab^*lab = 0.109 \ 0.395 \ -0.305$
 $lab^*tch = 0.25 \ 0.5 \ 0.895$
 $lab^*nch = 0.5 \ 0.5 \ 0.895$

relative Natural Colour (NC)
 $lab^*lrj = 0.109 \ 0.324 \ -0.38$
 $lab^*tce = 0.25 \ 0.5 \ 0.862$
 $lab^*nce = 0.5 \ 0.5 \ b44r$

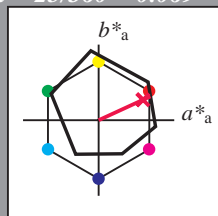


Eingabe: Farbmétrisches Reflexions-System ORS18

für Buntton $h^* = lab^*h = 25/360 = 0.069$
 lab^*tch und lab^*nch

D65: Buntton R
 LCH*Ma: 48 75 25
 olv*Ma: 1.0 0.0 0.32

Dreiecks-Helligkeit t^*



ORS18; adaptierte CIELAB-Daten

	$L^*=L^*_a$	a^*_a	b^*_a	$C^*_{ab,a}$	$h^*_{ab,a}$
OMa	47.94	65.37	50.52	82.62	38
YMa	90.37	-10.27	91.77	92.34	96
LMa	50.9	-62.79	34.95	71.87	151
CMa	58.62	-30.35	-45.01	54.3	236
VMa	25.71	31.11	-44.42	54.24	305
MMa	48.13	75.27	-8.35	75.73	354
NMa	18.01	0.0	0.0	0.0	0
WMa	95.41	0.0	0.0	0.0	0
RCIE	39.92	58.66	26.98	64.56	25
JCIE	81.26	-2.17	67.76	67.79	92
GCIE	52.23	-42.26	11.75	43.87	164
BCIE	30.57	1.15	-46.84	46.87	271

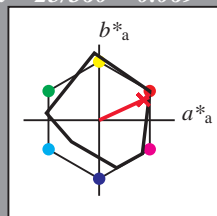
%Umfang
 $u^*_{rel} = 93$
 %Regularität
 $g^*_{H,rel} = 57$
 $g^*_{C,rel} = 59$

Ausgabe: Farbmétrisches Reflexions-System MRS18

für Buntton $h^* = lab^*h = 25/360 = 0.069$
 lab^*tch und lab^*nch

D65: Buntton R
 LCH*Ma: 48 73 25
 olv*Ma: 1.0 0.0 0.1

Dreiecks-Helligkeit t^*



MRS18; adaptierte CIELAB-Daten

	$L^*=L^*_a$	a^*_a	b^*_a	$C^*_{ab,a}$	$h^*_{ab,a}$
RMa	49.63	66.96	38.37	77.18	30
JMa	90.7	-6.36	88.75	88.98	94
GMa	52.11	-69.73	9.44	70.37	172
G50BMa	45.03	-36.57	-28.47	46.36	218
BMa	36.65	23.19	-63.05	67.18	290
B50RMa	34.94	57.17	-44.26	72.31	322
NMa	18.01	0.0	0.0	0.0	0
WMa	95.41	0.0	0.0	0.0	0
RCIE	39.92	58.66	26.98	64.56	25
JCIE	81.26	-2.17	67.76	67.79	92
GCIE	52.23	-42.26	11.75	43.87	164
BCIE	30.57	1.15	-46.84	46.87	271

%Umfang
 $u^*_{rel} = 91$
 %Regularität
 $g^*_{H,rel} = 41$
 $g^*_{C,rel} = 52$

relative Inform. Technology (IT)
 $olvi3^* 1.0 1.0 1.0 (1.0)$
 $cmyn3^* 0.0 0.0 0.0 (0.0)$
 $olvi4^* 1.0 1.0 1.0 1.0$
 $cmyn4^* 0.0 0.0 0.0 0.0$
standard and adapted CIELAB
 $LAB^*LAB 95.41 -0.97 4.75$
 $LAB^*LABa 95.41 0.0 0.0$
 $LAB^*TCHa 99.99 0.01 -$
relative CIELAB lab*
 $lab^*lab 1.0 0.0 0.0$
 $lab^*tch 1.0 0.0 -$
 $lab^*nch 0.0 0.0 -$
relative Natural Colour (NC)
 $lab^*lrj 1.0 0.0 0.0$
 $lab^*tce 1.0 0.0 -$
 $lab^*nce 0.0 0.0 -$

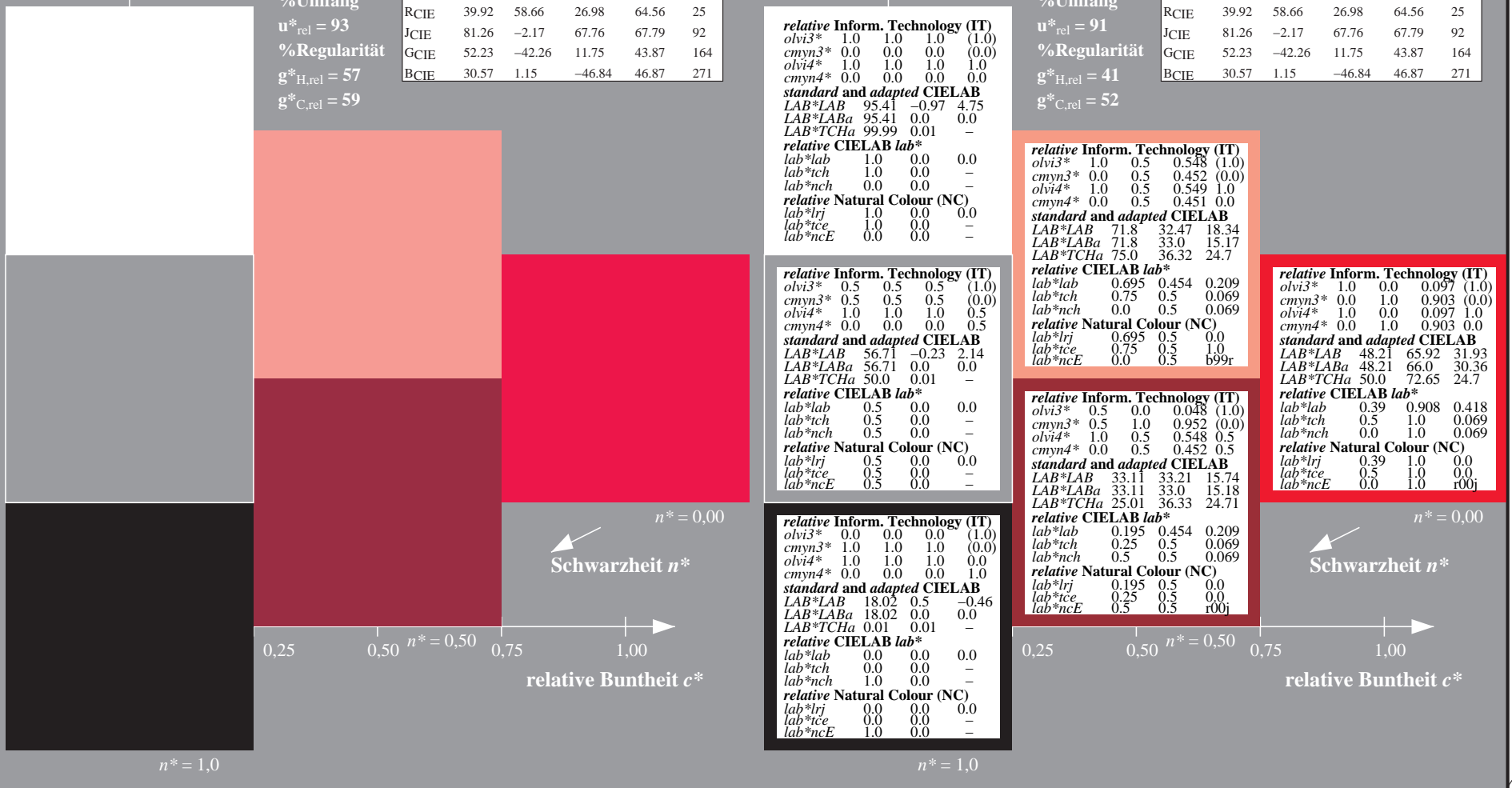
relative Inform. Technology (IT)
 $olvi3^* 0.5 0.5 0.5 (1.0)$
 $cmyn3^* 0.5 0.5 0.5 (0.0)$
 $olvi4^* 1.0 1.0 1.0 0.5$
 $cmyn4^* 0.0 0.0 0.0 0.5$
standard and adapted CIELAB
 $LAB^*LAB 56.71 -0.23 2.14$
 $LAB^*LABa 56.71 0.0 0.0$
 $LAB^*TCHa 50.0 0.01 -$
relative CIELAB lab*
 $lab^*lab 0.5 0.0 0.0$
 $lab^*tch 0.5 0.0 -$
 $lab^*nch 0.5 0.0 -$
relative Natural Colour (NC)
 $lab^*lrj 0.5 0.0 0.0$
 $lab^*tce 0.5 0.0 -$
 $lab^*nce 0.5 0.0 -$

relative Inform. Technology (IT)
 $olvi3^* 0.0 0.0 0.0 (1.0)$
 $cmyn3^* 1.0 1.0 1.0 (0.0)$
 $olvi4^* 1.0 1.0 1.0 0.0$
 $cmyn4^* 0.0 0.0 0.0 1.0$
standard and adapted CIELAB
 $LAB^*LAB 18.02 0.5 -0.46$
 $LAB^*LABa 18.02 0.0 0.0$
 $LAB^*TCHa 0.01 0.01 -$
relative CIELAB lab*
 $lab^*lab 0.0 0.0 0.0$
 $lab^*tch 0.0 0.0 -$
 $lab^*nch 1.0 0.0 -$
relative Natural Colour (NC)
 $lab^*lrj 0.0 0.0 0.0$
 $lab^*tce 0.0 0.0 -$
 $lab^*nce 1.0 0.0 -$

relative Inform. Technology (IT)
 $olvi3^* 1.0 0.5 0.548 (1.0)$
 $cmyn3^* 0.0 0.5 0.452 (0.0)$
 $olvi4^* 1.0 0.5 0.549 1.0$
 $cmyn4^* 0.0 0.5 0.451 0.0$
standard and adapted CIELAB
 $LAB^*LAB 71.8 32.47 18.34$
 $LAB^*LABa 71.8 33.0 15.17$
 $LAB^*TCHa 75.0 36.32 24.7$
relative CIELAB lab*
 $lab^*lab 0.695 0.454 0.209$
 $lab^*tch 0.75 0.5 0.069$
 $lab^*nch 0.0 0.5 0.069$
relative Natural Colour (NC)
 $lab^*lrj 0.695 0.5 0.0$
 $lab^*tce 0.75 0.5 1.0$
 $lab^*nce 0.0 0.5 0.99r$

relative Inform. Technology (IT)
 $olvi3^* 0.5 0.0 0.048 (1.0)$
 $cmyn3^* 0.5 1.0 0.952 (0.0)$
 $olvi4^* 1.0 0.5 0.548 0.5$
 $cmyn4^* 0.0 0.5 0.452 0.5$
standard and adapted CIELAB
 $LAB^*LAB 33.11 33.21 15.74$
 $LAB^*LABa 33.11 33.0 15.18$
 $LAB^*TCHa 25.01 36.33 24.71$
relative CIELAB lab*
 $lab^*lab 0.195 0.454 0.209$
 $lab^*tch 0.25 0.5 0.069$
 $lab^*nch 0.5 0.5 0.069$
relative Natural Colour (NC)
 $lab^*lrj 0.195 0.5 0.0$
 $lab^*tce 0.25 0.5 0.0$
 $lab^*nce 0.5 0.5 0.00j$

relative Inform. Technology (IT)
 $olvi3^* 1.0 0.0 0.097 (1.0)$
 $cmyn3^* 0.0 1.0 0.903 (0.0)$
 $olvi4^* 1.0 0.0 0.097 1.0$
 $cmyn4^* 0.0 1.0 0.903 0.0$
standard and adapted CIELAB
 $LAB^*LAB 48.21 65.92 31.93$
 $LAB^*LABa 48.21 66.0 30.36$
 $LAB^*TCHa 50.0 72.65 24.7$
relative CIELAB lab*
 $lab^*lab 0.39 0.908 0.418$
 $lab^*tch 0.5 1.0 0.069$
 $lab^*nch 0.0 1.0 0.069$
relative Natural Colour (NC)
 $lab^*lrj 0.39 1.0 0.0$
 $lab^*tce 0.5 1.0 0.0$
 $lab^*nce 0.0 1.0 0.00j$



Siehe ähnliche Dateien: <http://www.ps.bam.de/UG00/>
 Technische Information: <http://www.ps.bam.de> Version 2.1, io=0.0, CIEXYZ

BAM-Registrierung: 20060101-UG00/10L/L00G06FP.PS/.PDF BAM-Material: Code=rh4ta
 Anwendung für Beurteilung und Messung von Drucker- oder Monitorssystemen, Yr=2.5, XYZ
 /UG00/ Form: 7/10, Serie: 1/1, Seite: 7 Seite/hung 7

UG000-7, 3 stufige Reihen für konstanten CIELAB Buntton 25/360 = 0.069 (links)

3 stufige Reihen für konstanten CIELAB Buntton 25/360 = 0.069 (rechts)

BAM-Prüfvorlage UG00; Farbmétrik-Systeme ORS18 & MRS18 input: $cmY0^* setcmykcolor$

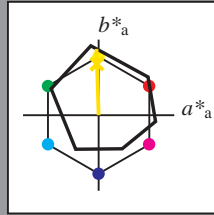
D65: 3stufige Farbreihen und Koordinatendaten für 10 Bunttöne output: $cmY0^*/000n^* setcmykcolor$

Eingabe: Farbmatisches Reflexions-System ORS18

für Buntton $h^* = lab^*h = 92/360 = 0.255$
 lab^*tch und lab^*nch

D65: Buntton J
 LCH*Ma: 86 88 92
 olv*Ma: 1.0 0.9 0.0


Dreiecks-Helligkeit t^*



ORS18; adaptierte CIELAB-Daten

	$L^*=L^*_a$	a^*_a	b^*_a	$C^*_{ab,a}$	$h^*_{ab,a}$
OMa	47.94	65.37	50.52	82.62	38
YMa	90.37	-10.27	91.77	92.34	96
LMa	50.9	-62.79	34.95	71.87	151
CMa	58.62	-30.35	-45.01	54.3	236
VMa	25.71	31.11	-44.42	54.24	305
MMa	48.13	75.27	-8.35	75.73	354
NMa	18.01	0.0	0.0	0.0	0
WMa	95.41	0.0	0.0	0.0	0
RCIE	39.92	58.66	26.98	64.56	25
JCIE	81.26	-2.17	67.76	67.79	92
GCIE	52.23	-42.26	11.75	43.87	164
BCIE	30.57	1.15	-46.84	46.87	271

%Umfang
 $u^*_{rel} = 93$
 %Regularität
 $g^*_{H,rel} = 57$
 $g^*_{C,rel} = 59$

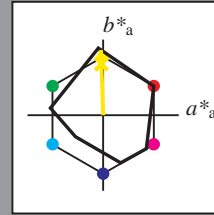


Ausgabe: Farbmatisches Reflexions-System MRS18

für Buntton $h^* = lab^*h = 92/360 = 0.255$
 lab^*tch und lab^*nch

D65: Buntton J
 LCH*Ma: 89 86 92
 olv*Ma: 1.0 0.95 0.0

Dreiecks-Helligkeit t^*



relative Inform. Technology (IT)
 $olvi3^* = 1.0 \ 1.0 \ 1.0 \ (1.0)$
 $cmyn3^* = 0.0 \ 0.0 \ 0.0 \ (0.0)$
 $olvi4^* = 1.0 \ 1.0 \ 1.0 \ 1.0$
 $cmyn4^* = 0.0 \ 0.0 \ 0.0 \ 0.0$

standard and adapted CIELAB
 $LAB^*LAB = 95.41 \ -0.97 \ 4.75$
 $LAB^*LABa = 95.41 \ 0.0 \ 0.0$
 $LAB^*TCHa = 99.99 \ 0.01 \ -$

relative CIELAB lab*
 $lab^*lab = 1.0 \ 0.0 \ 0.0$
 $lab^*tch = 1.0 \ 0.0 \ -$
 $lab^*nch = 0.0 \ 0.0 \ -$

relative Natural Colour (NC)
 $lab^*lrj = 1.0 \ 0.0 \ 0.0$
 $lab^*tce = 1.0 \ 0.0 \ -$
 $lab^*nce = 0.0 \ 0.0 \ -$

relative Inform. Technology (IT)
 $olvi3^* = 0.5 \ 0.5 \ 0.5 \ (1.0)$
 $cmyn3^* = 0.5 \ 0.5 \ 0.5 \ (0.0)$
 $olvi4^* = 1.0 \ 1.0 \ 1.0 \ 0.5$
 $cmyn4^* = 0.0 \ 0.0 \ 0.0 \ 0.5$

standard and adapted CIELAB
 $LAB^*LAB = 56.71 \ -0.23 \ 2.14$
 $LAB^*LABa = 56.71 \ 0.0 \ 0.0$
 $LAB^*TCHa = 50.0 \ 0.01 \ -$

relative CIELAB lab*
 $lab^*lab = 0.5 \ 0.0 \ 0.0$
 $lab^*tch = 0.5 \ 0.0 \ -$
 $lab^*nch = 0.5 \ 0.0 \ -$

relative Natural Colour (NC)
 $lab^*lrj = 0.5 \ 0.0 \ 0.0$
 $lab^*tce = 0.5 \ 0.0 \ -$
 $lab^*nce = 0.5 \ 0.0 \ -$

relative Inform. Technology (IT)
 $olvi3^* = 0.0 \ 0.0 \ 0.0 \ (1.0)$
 $cmyn3^* = 1.0 \ 1.0 \ 1.0 \ (0.0)$
 $olvi4^* = 1.0 \ 1.0 \ 1.0 \ 0.0$
 $cmyn4^* = 0.0 \ 0.0 \ 0.0 \ 1.0$

standard and adapted CIELAB
 $LAB^*LAB = 18.02 \ 0.5 \ -0.46$
 $LAB^*LABa = 18.02 \ 0.0 \ 0.0$
 $LAB^*TCHa = 0.01 \ 0.01 \ -$

relative CIELAB lab*
 $lab^*lab = 0.0 \ 0.0 \ 0.0$
 $lab^*tch = 0.0 \ 0.0 \ -$
 $lab^*nch = 1.0 \ 0.0 \ -$

relative Natural Colour (NC)
 $lab^*lrj = 0.0 \ 0.0 \ 0.0$
 $lab^*tce = 0.0 \ 0.0 \ -$
 $lab^*nce = 1.0 \ 0.0 \ -$

%Umfang
 $u^*_{rel} = 91$
 %Regularität
 $g^*_{H,rel} = 41$
 $g^*_{C,rel} = 52$

relative Inform. Technology (IT)
 $olvi3^* = 1.0 \ 0.976 \ 0.5 \ (1.0)$
 $cmyn3^* = 0.0 \ 0.024 \ 0.5 \ (0.0)$
 $olvi4^* = 1.0 \ 0.976 \ 0.5 \ 1.0$
 $cmyn4^* = 0.0 \ 0.024 \ 0.5 \ 0.0$

standard and adapted CIELAB
 $LAB^*LAB = 92.04 \ -2.3 \ 47.67$
 $LAB^*LABa = 92.04 \ -1.39 \ 43.14$
 $LAB^*TCHa = 75.0 \ 43.16 \ 91.85$

relative CIELAB lab*
 $lab^*lab = 0.957 \ -0.015 \ 0.5$
 $lab^*tch = 0.75 \ 0.5 \ 0.255$
 $lab^*nch = 0.0 \ 0.5 \ 0.255$

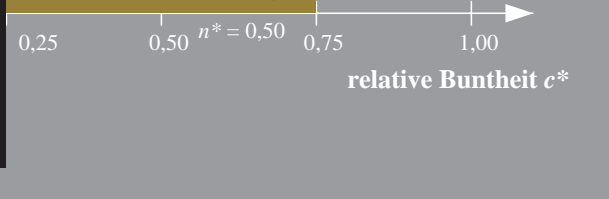
relative Natural Colour (NC)
 $lab^*lrj = 0.957 \ 0.0 \ 0.5$
 $lab^*tce = 0.75 \ 0.5 \ 0.25$
 $lab^*nce = 0.0 \ 0.5 \ j00g$

relative Inform. Technology (IT)
 $olvi3^* = 0.5 \ 0.476 \ 0.0 \ (1.0)$
 $cmyn3^* = 0.5 \ 0.524 \ 1.0 \ (0.0)$
 $olvi4^* = 1.0 \ 0.976 \ 0.5 \ 0.5$
 $cmyn4^* = 0.0 \ 0.024 \ 0.5 \ 0.5$

standard and adapted CIELAB
 $LAB^*LAB = 53.35 \ -1.55 \ 45.05$
 $LAB^*LABa = 53.35 \ -1.38 \ 43.13$
 $LAB^*TCHa = 25.01 \ 43.16 \ 91.84$

relative CIELAB lab*
 $lab^*lab = 0.457 \ -0.015 \ 0.5$
 $lab^*tch = 0.25 \ 0.5 \ 0.255$
 $lab^*nch = 0.5 \ 0.5 \ 0.255$

relative Natural Colour (NC)
 $lab^*lrj = 0.457 \ 0.0 \ 0.5$
 $lab^*tce = 0.25 \ 0.5 \ 0.25$
 $lab^*nce = 0.5 \ 0.5 \ j99j$



Siehe ähnliche Dateien: <http://www.ps.bam.de/UG00/>
 Technische Information: <http://www.ps.bam.de> Version 2.1, io=0.0, CIEXYZ

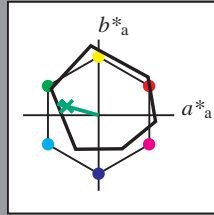
BAM-Registrierung: 20060101-UG00/10L/L00G07FP.PS/.PDF BAM-Material: Code=rh4ta
 Anwendung für Beurteilung und Messung von Drucker- oder Monitorssystemen, Yr=2.5, XYZ
 /UG00/ Form: 8/10, Serie: 1/1, Seite: 8 Seite: 8

Eingabe: Farbmétrisches Reflexions-System ORS18

für Buntton $h^* = lab^*h = 164/360 = 0.457$
 lab^*tch und lab^*nch

D65: Buntton G
 LCH*Ma: 53 57 164
 olv*Ma: 0.0 1.0 0.25

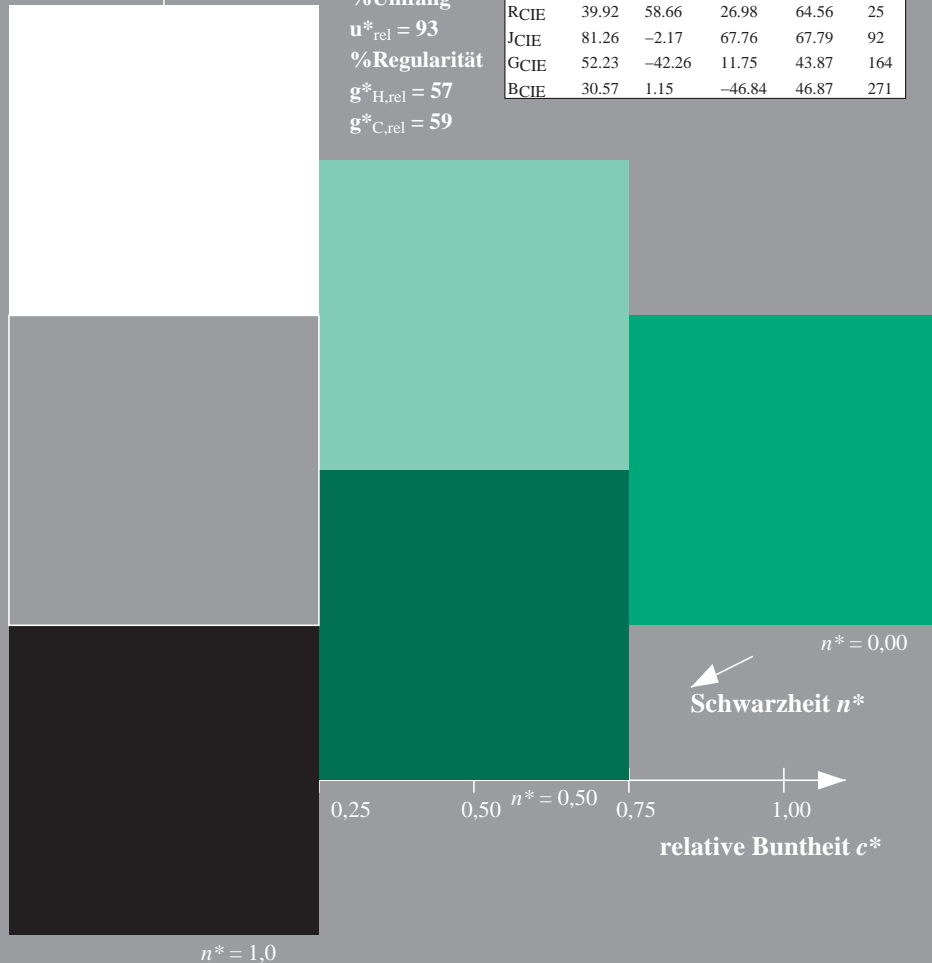
Dreiecks-Helligkeit t^*



ORS18; adaptierte CIELAB-Daten

	$L^*=L^*_a$	a^*_a	b^*_a	$C^*_{ab,a}$	$h^*_{ab,a}$
OMa	47.94	65.37	50.52	82.62	38
YMa	90.37	-10.27	91.77	92.34	96
LMa	50.9	-62.79	34.95	71.87	151
CMa	58.62	-30.35	-45.01	54.3	236
VMa	25.71	31.11	-44.42	54.24	305
MMa	48.13	75.27	-8.35	75.73	354
NMa	18.01	0.0	0.0	0.0	0
WMa	95.41	0.0	0.0	0.0	0
RCIE	39.92	58.66	26.98	64.56	25
JCIE	81.26	-2.17	67.76	67.79	92
GCIE	52.23	-42.26	11.75	43.87	164
BCIE	30.57	1.15	-46.84	46.87	271

%Umfang
 $u^*_{rel} = 93$
 %Regularität
 $g^*_{H,rel} = 57$
 $g^*_{C,rel} = 59$

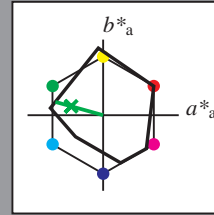


Ausgabe: Farbmétrisches Reflexions-System MRS18

für Buntton $h^* = lab^*h = 164/360 = 0.457$
 lab^*tch und lab^*nch

D65: Buntton G
 LCH*Ma: 56 66 164
 olv*Ma: 0.1 1.0 0.0

Dreiecks-Helligkeit t^*



MRS18; adaptierte CIELAB-Daten

	$L^*=L^*_a$	a^*_a	b^*_a	$C^*_{ab,a}$	$h^*_{ab,a}$
RMa	49.63	66.96	38.37	77.18	30
JMa	90.7	-6.36	88.75	88.98	94
GMa	52.11	-69.73	9.44	70.37	172
G50BMa	45.03	-36.57	-28.47	46.36	218
BMa	36.65	23.19	-63.05	67.18	290
B50RMa	34.94	57.17	-44.26	72.31	322
NMa	18.01	0.0	0.0	0.0	0
WMa	95.41	0.0	0.0	0.0	0
RCIE	39.92	58.66	26.98	64.56	25
JCIE	81.26	-2.17	67.76	67.79	92
GCIE	52.23	-42.26	11.75	43.87	164
BCIE	30.57	1.15	-46.84	46.87	271

%Umfang
 $u^*_{rel} = 91$
 %Regularität
 $g^*_{H,rel} = 41$
 $g^*_{C,rel} = 52$


relative Inform. Technology (IT)
 $olvi3^* 1.0 1.0 1.0 (1.0)$
 $cmyn3^* 0.0 0.0 0.0 (0.0)$
 $olvi4^* 1.0 1.0 1.0 1.0$
 $cmyn4^* 0.0 0.0 0.0 0.0$
standard and adapted CIELAB
 $LAB^*LAB 95.41 -0.97 4.75$
 $LAB^*LABa 95.41 0.0 0.0$
 $LAB^*TCHa 99.99 0.01 -$
relative CIELAB lab*
 $lab^*lab 1.0 0.0 0.0$
 $lab^*tch 1.0 0.0 -$
 $lab^*nch 0.0 0.0 -$
relative Natural Colour (NC)
 $lab^*lrj 1.0 0.0 0.0$
 $lab^*tce 1.0 0.0 -$
 $lab^*nce 0.0 0.0 -$

relative Inform. Technology (IT)
 $olvi3^* 0.5 0.5 0.5 (1.0)$
 $cmyn3^* 0.5 0.5 0.5 (0.0)$
 $olvi4^* 1.0 1.0 1.0 0.5$
 $cmyn4^* 0.0 0.0 0.0 0.5$
standard and adapted CIELAB
 $LAB^*LAB 56.71 -0.23 2.14$
 $LAB^*LABa 56.71 0.0 0.0$
 $LAB^*TCHa 50.0 0.01 -$
relative CIELAB lab*
 $lab^*lab 0.5 0.0 0.0$
 $lab^*tch 0.5 0.0 -$
 $lab^*nch 0.5 0.0 -$
relative Natural Colour (NC)
 $lab^*lrj 0.5 0.0 0.0$
 $lab^*tce 0.5 0.0 -$
 $lab^*nce 0.5 0.0 -$

relative Inform. Technology (IT)
 $olvi3^* 0.0 0.0 0.0 (1.0)$
 $cmyn3^* 1.0 1.0 1.0 (0.0)$
 $olvi4^* 1.0 1.0 1.0 0.0$
 $cmyn4^* 0.0 0.0 0.0 1.0$
standard and adapted CIELAB
 $LAB^*LAB 18.02 0.5 -0.46$
 $LAB^*LABa 18.02 0.0 0.0$
 $LAB^*TCHa 0.01 0.01 -$
relative CIELAB lab*
 $lab^*lab 0.0 0.0 0.0$
 $lab^*tch 0.0 0.0 -$
 $lab^*nch 1.0 0.0 -$
relative Natural Colour (NC)
 $lab^*lrj 0.0 0.0 0.0$
 $lab^*tce 0.0 0.0 -$
 $lab^*nce 1.0 0.0 -$

relative Inform. Technology (IT)
 $olvi3^* 0.551 1.0 0.5 (1.0)$
 $cmyn3^* 0.449 0.0 0.5 (0.0)$
 $olvi4^* 0.551 1.0 0.5 1.0$
 $cmyn4^* 0.449 0.0 0.5 0.0$
standard and adapted CIELAB
 $LAB^*LAB 75.74 -32.2 12.22$
 $LAB^*LABa 75.74 -31.6 8.79$
 $LAB^*TCHa 75.0 32.81 164.46$
relative CIELAB lab*
 $lab^*lab 0.746 -0.481 0.134$
 $lab^*tch 0.75 0.5 0.457$
 $lab^*nch 0.0 0.5 0.457$
relative Natural Colour (NC)
 $lab^*lrj 0.746 -0.499 0.0$
 $lab^*tce 0.75 0.5 0.5$
 $lab^*nce 0.0 0.5 0.99g$

relative Inform. Technology (IT)
 $olvi3^* 0.051 0.5 0.0 (1.0)$
 $cmyn3^* 0.949 0.5 1.0 (0.0)$
 $olvi4^* 0.551 1.0 0.5 0.5$
 $cmyn4^* 0.449 0.0 0.5 0.5$
standard and adapted CIELAB
 $LAB^*LAB 37.04 -31.47 9.6$
 $LAB^*LABa 37.04 -31.6 8.78$
 $LAB^*TCHa 25.01 32.81 164.47$
relative CIELAB lab*
 $lab^*lab 0.246 -0.481 0.134$
 $lab^*tch 0.25 0.5 0.457$
 $lab^*nch 0.5 0.5 0.457$
relative Natural Colour (NC)
 $lab^*lrj 0.246 -0.499 0.0$
 $lab^*tce 0.25 0.5 0.5$
 $lab^*nce 0.5 0.5 g00b$

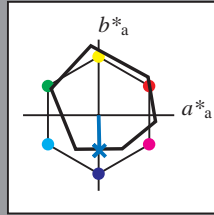


Eingabe: Farbmatisches Reflexions-System ORS18

für Buntton $h^* = lab^*h = 271/360 = 0.754$
 lab^*tch und lab^*nch

D65: Buntton B
 LCH*Ma: 42 45 271
 olv*Ma: 0.0 0.49 1.0

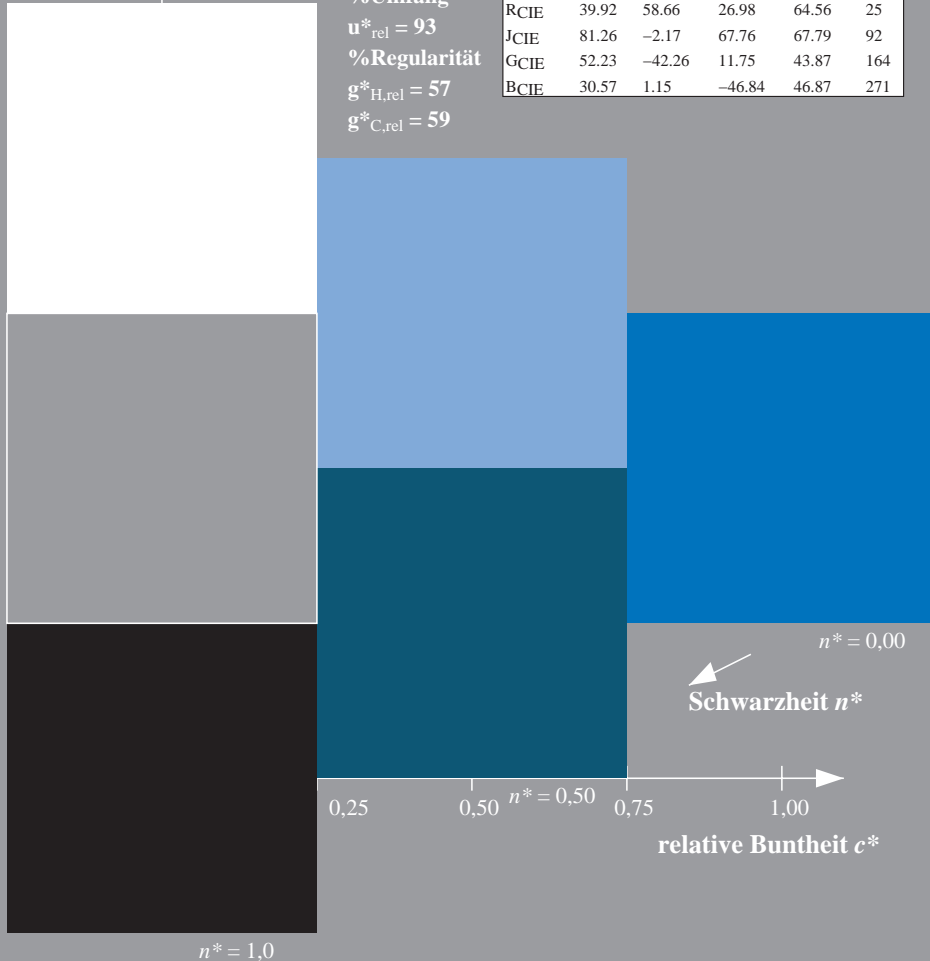
Dreiecks-Helligkeit t^*



ORS18; adaptierte CIELAB-Daten

	$L^*=L^*_a$	a^*_a	b^*_a	$C^*_{ab,a}$	$h^*_{ab,a}$
OMa	47.94	65.37	50.52	82.62	38
YMa	90.37	-10.27	91.77	92.34	96
LMa	50.9	-62.79	34.95	71.87	151
CMa	58.62	-30.35	-45.01	54.3	236
VMa	25.71	31.11	-44.42	54.24	305
MMa	48.13	75.27	-8.35	75.73	354
NMa	18.01	0.0	0.0	0.0	0
WMa	95.41	0.0	0.0	0.0	0
RCIE	39.92	58.66	26.98	64.56	25
JCIE	81.26	-2.17	67.76	67.79	92
GCIE	52.23	-42.26	11.75	43.87	164
BCIE	30.57	1.15	-46.84	46.87	271

%Umfang
 $u^*_{rel} = 93$
 %Regularität
 $g^*_{H,rel} = 57$
 $g^*_{C,rel} = 59$

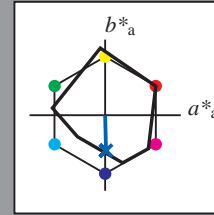


Ausgabe: Farbmatisches Reflexions-System MRS18

für Buntton $h^* = lab^*h = 271/360 = 0.754$
 lab^*tch und lab^*nch

D65: Buntton B
 LCH*Ma: 40 50 271
 olv*Ma: 0.0 0.37 1.0

Dreiecks-Helligkeit t^*



MRS18; adaptierte CIELAB-Daten

	$L^*=L^*_a$	a^*_a	b^*_a	$C^*_{ab,a}$	$h^*_{ab,a}$
RMa	49.63	66.96	38.37	77.18	30
JMa	90.7	-6.36	88.75	88.98	94
GMa	52.11	-69.73	9.44	70.37	172
G50BMa	45.03	-36.57	-28.47	46.36	218
BMa	36.65	23.19	-63.05	67.18	290
B50RMa	34.94	57.17	-44.26	72.31	322
NMa	18.01	0.0	0.0	0.0	0
WMa	95.41	0.0	0.0	0.0	0
RCIE	39.92	58.66	26.98	64.56	25
JCIE	81.26	-2.17	67.76	67.79	92
GCIE	52.23	-42.26	11.75	43.87	164
BCIE	30.57	1.15	-46.84	46.87	271

%Umfang
 $u^*_{rel} = 91$
 %Regularität
 $g^*_{H,rel} = 41$
 $g^*_{C,rel} = 52$

relative Inform. Technology (IT)

olvi3*	1.0	1.0	1.0	(1.0)
cmyn3*	0.0	0.0	0.0	(0.0)
olvi4*	1.0	1.0	1.0	1.0
cmyn4*	0.0	0.0	0.0	0.0

standard and adapted CIELAB

LAB*LAB	95.41	-0.97	4.75
LAB*LABa	95.41	0.0	0.0
LAB*TCHa	99.99	0.01	-

relative CIELAB lab*

lab*lab	1.0	0.0	0.0
lab*tch	1.0	0.0	-
lab*nch	0.0	0.0	-

relative Natural Colour (NC)

lab*lrj	1.0	0.0	0.0
lab*tce	1.0	0.0	-
lab*nce	0.0	0.0	-

relative Inform. Technology (IT)

olvi3*	0.5	0.684	1.0	(1.0)
cmyn3*	0.5	0.316	0.0	(0.0)
olvi4*	0.5	0.684	1.0	1.0
cmyn4*	0.5	0.316	0.0	0.0

standard and adapted CIELAB

LAB*LAB	67.57	0.17	-22.28
LAB*LABa	67.57	0.61	-25.16
LAB*TCHa	75.0	25.18	271.4

relative CIELAB lab*

lab*lab	0.64	0.012	-0.499
lab*tch	0.75	0.5	0.754
lab*nch	0.0	0.5	0.754

relative Natural Colour (NC)

lab*lrj	0.64	0.0	-0.499
lab*tce	0.75	0.5	0.75
lab*nce	0.0	0.5	g99b

relative Inform. Technology (IT)

olvi3*	0.5	0.5	0.5	(1.0)
cmyn3*	0.5	0.5	0.5	(0.0)
olvi4*	1.0	1.0	1.0	0.5
cmyn4*	0.0	0.0	0.0	0.5

standard and adapted CIELAB

LAB*LAB	56.71	-0.23	2.14
LAB*LABa	56.71	0.0	0.0
LAB*TCHa	50.0	0.01	-

relative CIELAB lab*

lab*lab	0.5	0.0	0.0
lab*tch	0.5	0.0	-
lab*nch	0.5	0.0	-

relative Natural Colour (NC)

lab*lrj	0.5	0.0	0.0
lab*tce	0.5	0.0	-
lab*nce	0.5	0.0	-

relative Inform. Technology (IT)

olvi3*	0.0	0.184	0.5	(1.0)
cmyn3*	1.0	0.816	0.5	(0.0)
olvi4*	0.5	0.684	1.0	0.5
cmyn4*	0.5	0.316	0.0	0.5

standard and adapted CIELAB

LAB*LAB	28.87	0.92	-24.9
LAB*LABa	28.87	0.62	-25.16
LAB*TCHa	25.01	25.18	271.41

relative CIELAB lab*

lab*lab	0.14	0.012	-0.499
lab*tch	0.25	0.5	0.754
lab*nch	0.5	0.5	0.754

relative Natural Colour (NC)

lab*lrj	0.14	0.0	-0.499
lab*tce	0.25	0.5	0.75
lab*nce	0.5	0.5	b00r

relative Inform. Technology (IT)

olvi3*	0.0	0.0	0.0	(1.0)
cmyn3*	1.0	1.0	1.0	(0.0)
olvi4*	1.0	1.0	1.0	0.0
cmyn4*	0.0	0.0	0.0	1.0

standard and adapted CIELAB

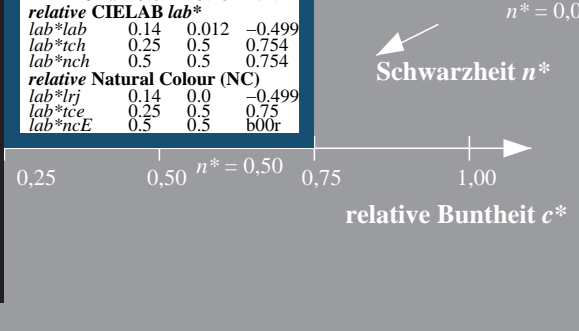
LAB*LAB	18.02	0.5	-0.46
LAB*LABa	18.02	0.0	0.0
LAB*TCHa	0.01	0.01	-

relative CIELAB lab*

lab*lab	0.0	0.0	0.0
lab*tch	0.0	0.0	-
lab*nch	1.0	0.0	-

relative Natural Colour (NC)

lab*lrj	0.0	0.0	0.0
lab*tce	0.0	0.0	-
lab*nce	1.0	0.0	-



UG000-7, 3 stufige Reihen für konstanten CIELAB Buntton 271/360 = 0.754 (links)

3 stufige Reihen für konstanten CIELAB Buntton 271/360 = 0.754 (rechts)

BAM-Prüfvorlage UG00; Farbmatrik-Systeme ORS18 & MRS18input: $cmv0^* setcmykcolor$

D65: 3stufige Farbreihen und Koordinatendaten für 10 Bunttöne output: $cmv0^* / 000n^* setcmykcolor$