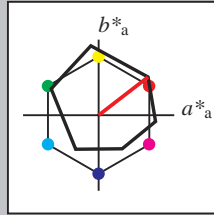


Eingabe: Farbmétrisches Reflexions-System ORS18

für Buntton $h^* = lab^*h = 38/360 = 0.105$
 lab^*tch und lab^*nch

D65: Buntton O
 LCH*Ma: 48 83 38
 olv*Ma: 1.0 0.0 0.0

Dreiecks-Helligkeit t^*



%Umfang
 $u^*_{rel} = 93$
 %Regularität
 $g^*_{H,rel} = 57$
 $g^*_{C,rel} = 59$

ORS18; adaptierte CIELAB-Daten

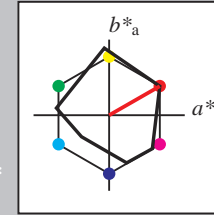
	$L^*=L^*_a$	a^*_a	b^*_a	$C^*_{ab,a}$	$h^*_{ab,a}$
OMa	47.94	65.37	50.52	82.62	38
YMa	90.37	-10.27	91.77	92.34	96
LMa	50.9	-62.79	34.95	71.87	151
CMa	58.62	-30.35	-45.01	54.3	236
VMa	25.71	31.11	-44.42	54.24	305
MMa	48.13	75.27	-8.35	75.73	354
NMa	18.01	0.0	0.0	0.0	0
WMa	95.41	0.0	0.0	0.0	0
RCIE	39.92	58.66	26.98	64.56	25
JCIE	81.26	-2.17	67.76	67.79	92
GCIE	52.23	-42.26	11.75	43.87	164
BCIE	30.57	1.15	-46.84	46.87	271

Ausgabe: Farbmétrisches Reflexions-System MRS18

für Buntton $h^* = lab^*h = 30/360 = 0.083$
 lab^*tch und lab^*nch

D65: Buntton R
 LCH*Ma: 50 77 30
 olv*Ma: 1.0 0.0 0.0

Dreiecks-Helligkeit t^*



%Umfang
 $u^*_{rel} = 91$
 %Regularität
 $g^*_{H,rel} = 41$
 $g^*_{C,rel} = 52$

MRS18; adaptierte CIELAB-Daten

	$L^*=L^*_a$	a^*_a	b^*_a	$C^*_{ab,a}$	$h^*_{ab,a}$
RMa	49.63	66.96	38.37	77.18	30
JMa	90.7	-6.36	88.75	88.98	94
GMa	52.11	-69.73	9.44	70.37	172
G50BMa	45.03	-36.57	-28.47	46.36	218
BMa	36.65	23.19	-63.05	67.18	290
B50RMa	34.94	57.17	-44.26	72.31	322
NMa	18.01	0.0	0.0	0.0	0
WMa	95.41	0.0	0.0	0.0	0
RCIE	39.92	58.66	26.98	64.56	25
JCIE	81.26	-2.17	67.76	67.79	92
GCIE	52.23	-42.26	11.75	43.87	164
BCIE	30.57	1.15	-46.84	46.87	271

relative Inform. Technology (IT)

olvi3*	1.0	1.0	1.0	(1.0)
cmyn3*	0.0	0.0	0.0	(0.0)
olvi4*	1.0	1.0	1.0	1.0
cmyn4*	0.0	0.0	0.0	0.0

standard and adapted CIELAB

LAB*LAB	95.41	-0.97	4.75
LAB*LABa	95.41	0.0	0.0
LAB*TCHa	99.99	0.01	-

relative CIELAB lab*

lab*lab	1.0	0.0	0.0
lab*tch	1.0	0.0	-
lab*nch	0.0	0.0	-

relative Natural Colour (NC)

lab*lrj	1.0	0.0	0.0
lab*tce	1.0	0.0	-
lab*nce	0.0	0.0	-

relative Inform. Technology (IT)

olvi3*	1.0	0.5	0.5	(1.0)
cmyn3*	0.0	0.5	0.5	(0.0)
olvi4*	1.0	0.5	0.5	1.0
cmyn4*	0.0	0.5	0.5	0.0

standard and adapted CIELAB

LAB*LAB	72.52	32.93	22.4
LAB*LABa	72.52	33.47	19.18
LAB*TCHa	75.0	38.58	29.82

relative CIELAB lab*

lab*lab	0.704	0.434	0.249
lab*tch	0.75	0.5	0.083
lab*nch	0.0	0.5	0.083

relative Natural Colour (NC)

lab*lrj	0.704	0.496	0.06
lab*tce	0.75	0.5	0.019
lab*nce	0.0	0.5	r07j

relative Inform. Technology (IT)

olvi3*	1.0	0.0	0.0	(1.0)
cmyn3*	0.0	1.0	1.0	(0.0)
olvi4*	1.0	0.0	0.0	1.0
cmyn4*	0.0	1.0	1.0	0.0

standard and adapted CIELAB

LAB*LAB	49.63	66.84	40.03
LAB*LABa	49.63	66.95	38.36
LAB*TCHa	50.0	77.16	29.82

relative CIELAB lab*

lab*lab	0.409	0.867	0.497
lab*tch	0.5	1.0	0.083
lab*nch	0.0	1.0	0.083

relative Natural Colour (NC)

lab*lrj	0.409	0.993	0.119
lab*tce	0.5	1.0	0.019
lab*nce	0.0	1.0	r07j

relative Inform. Technology (IT)

olvi3*	0.5	0.5	0.5	(1.0)
cmyn3*	0.5	0.5	0.5	(0.0)
olvi4*	1.0	1.0	1.0	0.5
cmyn4*	0.0	0.0	0.0	0.5

standard and adapted CIELAB

LAB*LAB	56.71	-0.23	2.14
LAB*LABa	56.71	0.0	0.0
LAB*TCHa	50.0	0.01	-

relative CIELAB lab*

lab*lab	0.5	0.0	0.0
lab*tch	0.5	0.0	-
lab*nch	0.5	0.0	-

relative Natural Colour (NC)

lab*lrj	0.5	0.0	0.0
lab*tce	0.5	0.0	-
lab*nce	0.5	0.0	-

relative Inform. Technology (IT)

olvi3*	0.5	0.0	0.0	(1.0)
cmyn3*	0.5	1.0	1.0	(0.0)
olvi4*	1.0	0.5	0.5	0.5
cmyn4*	0.0	0.5	0.5	0.5

standard and adapted CIELAB

LAB*LAB	33.82	33.67	19.79
LAB*LABa	33.82	33.47	19.18
LAB*TCHa	25.01	38.58	29.82

relative CIELAB lab*

lab*lab	0.204	0.434	0.249
lab*tch	0.25	0.5	0.083
lab*nch	0.5	0.5	0.083

relative Natural Colour (NC)

lab*lrj	0.204	0.496	0.06
lab*tce	0.25	0.5	0.019
lab*nce	0.5	0.5	r07j

relative Inform. Technology (IT)

olvi3*	0.0	0.0	0.0	(1.0)
cmyn3*	1.0	1.0	1.0	(0.0)
olvi4*	1.0	1.0	1.0	1.0
cmyn4*	0.0	0.0	0.0	1.0

standard and adapted CIELAB

LAB*LAB	18.02	0.5	-0.46
LAB*LABa	18.02	0.0	0.0
LAB*TCHa	0.01	0.01	-

relative CIELAB lab*

lab*lab	0.0	0.0	0.0
lab*tch	0.0	0.0	-
lab*nch	1.0	0.0	-

relative Natural Colour (NC)

lab*lrj	0.0	0.0	0.0
lab*tce	0.0	0.0	-
lab*nce	1.0	0.0	-

relative Inform. Technology (IT)

olvi3*	0.5	0.0	0.0	(1.0)
cmyn3*	0.5	1.0	1.0	(0.0)
olvi4*	1.0	0.5	0.5	0.5
cmyn4*	0.0	0.5	0.5	0.5

standard and adapted CIELAB

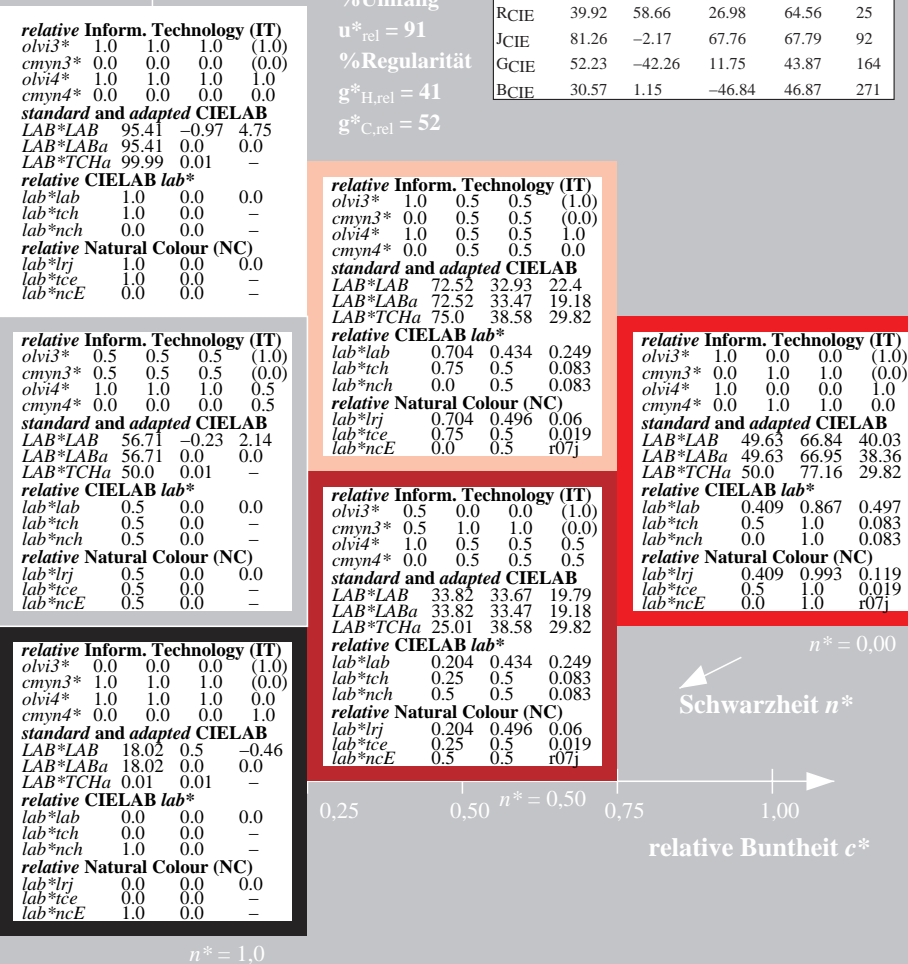
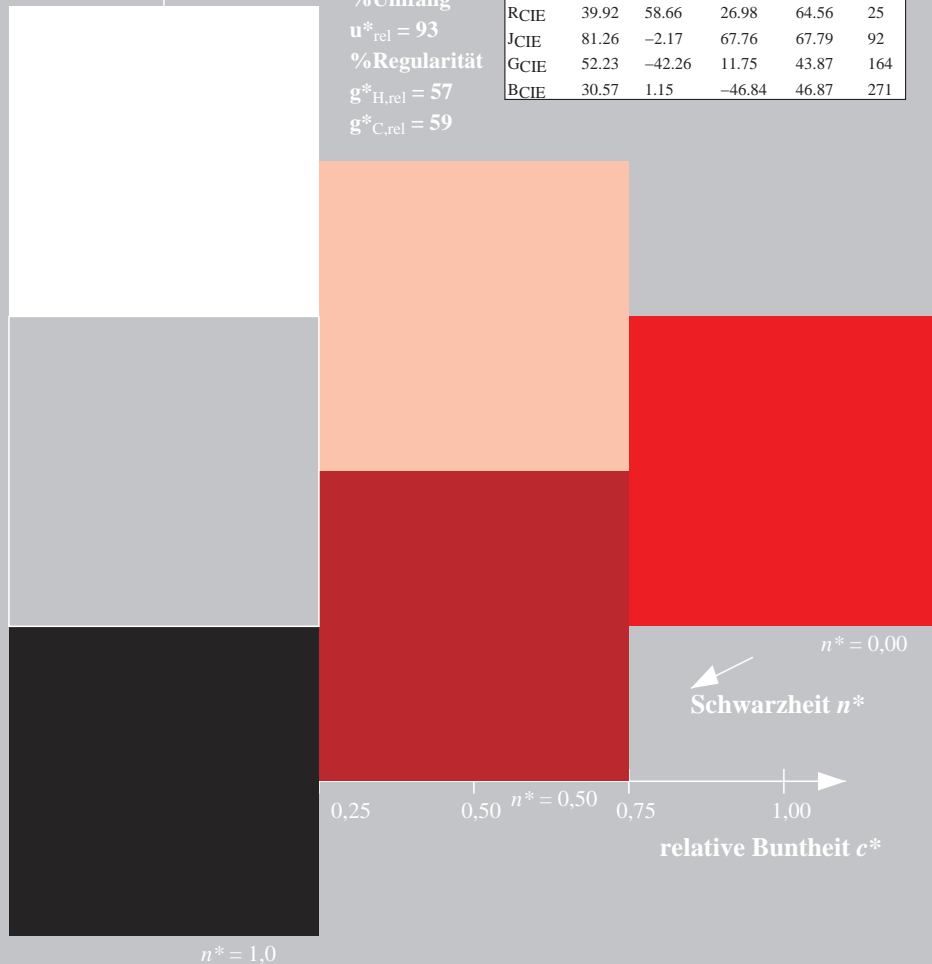
LAB*LAB	33.82	33.67	19.79
LAB*LABa	33.82	33.47	19.18
LAB*TCHa	25.01	38.58	29.82

relative CIELAB lab*

lab*lab	0.204	0.434	0.249
lab*tch	0.25	0.5	0.083
lab*nch	0.5	0.5	0.083

relative Natural Colour (NC)

lab*lrj	0.204	0.496	0.06
lab*tce	0.25	0.5	0.019
lab*nce	0.5	0.5	r07j



UG000-7, 3 stufige Reihen für konstanten CIELAB Buntton 38/360 = 0.105 (links)

3 stufige Reihen für konstanten CIELAB Buntton 30/360 = 0.083 (rechts)

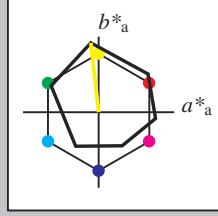
BAM-Prüfvorlage UG00; Farbmétrik-Systeme ORS18 & MRS18
 input: $cmY0^* setcmykcolor$
 D65: 3stufige Farbreihen und Koordinatendaten für 10 Bunttöne output: $cmY0^*/000n^* setcmykcolor$

Eingabe: Farbmétrisches Reflexions-System ORS18

für Buntton $h^* = lab^*h = 96/360 = 0.268$
 lab^*tch und lab^*nch

D65: Buntton Y
 LCH*Ma: 90 92 96
 olv*Ma: 1.0 1.0 0.0


Dreiecks-Helligkeit t^*



ORS18; adaptierte CIELAB-Daten

	$L^*=L^*_a$	a^*_a	b^*_a	$C^*_{ab,a}$	$h^*_{ab,a}$
OMa	47.94	65.37	50.52	82.62	38
YMa	90.37	-10.27	91.77	92.34	96
LMa	50.9	-62.79	34.95	71.87	151
CMa	58.62	-30.35	-45.01	54.3	236
VMa	25.71	31.11	-44.42	54.24	305
MMa	48.13	75.27	-8.35	75.73	354
NMa	18.01	0.0	0.0	0.0	0
WMa	95.41	0.0	0.0	0.0	0
RCIE	39.92	58.66	26.98	64.56	25
JCIE	81.26	-2.17	67.76	67.79	92
GCIE	52.23	-42.26	11.75	43.87	164
BCIE	30.57	1.15	-46.84	46.87	271

%Umfang
 $u^*_{rel} = 93$
 %Regularität
 $g^*_{H,rel} = 57$
 $g^*_{C,rel} = 59$

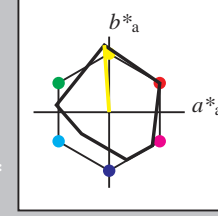


Ausgabe: Farbmétrisches Reflexions-System MRS18

für Buntton $h^* = lab^*h = 94/360 = 0.261$
 lab^*tch und lab^*nch

D65: Buntton J
 LCH*Ma: 91 89 94
 olv*Ma: 1.0 1.0 0.0

Dreiecks-Helligkeit t^*



MRS18; adaptierte CIELAB-Daten

	$L^*=L^*_a$	a^*_a	b^*_a	$C^*_{ab,a}$	$h^*_{ab,a}$
RMa	49.63	66.96	38.37	77.18	30
JMa	90.7	-6.36	88.75	88.98	94
GMa	52.11	-69.73	9.44	70.37	172
G50BMa	45.03	-36.57	-28.47	46.36	218
BMa	36.65	23.19	-63.05	67.18	290
B50RMa	34.94	57.17	-44.26	72.31	322
NMa	18.01	0.0	0.0	0.0	0
WMa	95.41	0.0	0.0	0.0	0
RCIE	39.92	58.66	26.98	64.56	25
JCIE	81.26	-2.17	67.76	67.79	92
GCIE	52.23	-42.26	11.75	43.87	164
BCIE	30.57	1.15	-46.84	46.87	271

%Umfang
 $u^*_{rel} = 91$
 %Regularität
 $g^*_{H,rel} = 41$
 $g^*_{C,rel} = 52$

relative Inform. Technology (IT)
 $olvi3^* = 1.0 \ 1.0 \ 1.0 \ (1.0)$
 $cmyn3^* = 0.0 \ 0.0 \ 0.0 \ (0.0)$
 $olvi4^* = 1.0 \ 1.0 \ 1.0 \ 1.0$
 $cmyn4^* = 0.0 \ 0.0 \ 0.0 \ 0.0$
standard and adapted CIELAB
 $LAB^*LAB = 95.41 \ -0.97 \ 4.75$
 $LAB^*LABa = 95.41 \ 0.0 \ 0.0$
 $LAB^*TCHa = 99.99 \ 0.01 \ -$
relative CIELAB lab*
 $lab^*lab = 1.0 \ 0.0 \ 0.0$
 $lab^*tch = 1.0 \ 0.0 \ -$
 $lab^*nch = 0.0 \ 0.0 \ -$
relative Natural Colour (NC)
 $lab^*lrj = 1.0 \ 0.0 \ 0.0$
 $lab^*tce = 1.0 \ 0.0 \ -$
 $lab^*nce = 0.0 \ 0.0 \ -$

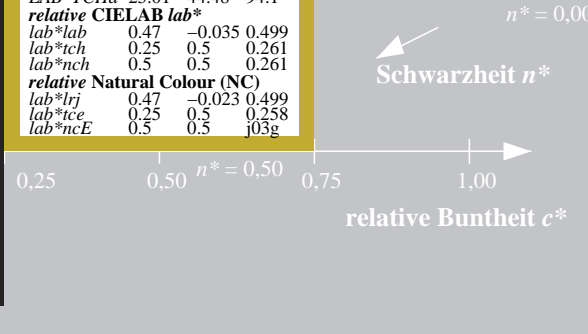
relative Inform. Technology (IT)
 $olvi3^* = 1.0 \ 1.0 \ 0.5 \ (1.0)$
 $cmyn3^* = 0.0 \ 0.0 \ 0.5 \ (0.0)$
 $olvi4^* = 1.0 \ 1.0 \ 0.5 \ 1.0$
 $cmyn4^* = 0.0 \ 0.0 \ 0.5 \ 0.0$
standard and adapted CIELAB
 $LAB^*LAB = 93.05 \ -4.11 \ 48.97$
 $LAB^*LABa = 93.05 \ -3.17 \ 44.37$
 $LAB^*TCHa = 75.0 \ 44.48 \ 94.1$
relative CIELAB lab*
 $lab^*lab = 0.969 \ -0.035 \ 0.499$
 $lab^*tch = 0.75 \ 0.5 \ 0.261$
 $lab^*nch = 0.0 \ 0.5 \ 0.261$
relative Natural Colour (NC)
 $lab^*lrj = 0.969 \ -0.023 \ 0.499$
 $lab^*tce = 0.75 \ 0.5 \ 0.258$
 $lab^*nce = 0.0 \ 0.5 \ j03g$

relative Inform. Technology (IT)
 $olvi3^* = 1.0 \ 1.0 \ 1.0 \ (1.0)$
 $cmyn3^* = 0.0 \ 0.0 \ 1.0 \ (0.0)$
 $olvi4^* = 1.0 \ 1.0 \ 0.0 \ 1.0$
 $cmyn4^* = 0.0 \ 0.0 \ 1.0 \ 0.0$
standard and adapted CIELAB
 $LAB^*LAB = 90.69 \ -7.25 \ 93.17$
 $LAB^*LABa = 90.69 \ -6.36 \ 88.73$
 $LAB^*TCHa = 50.0 \ 88.96 \ 94.1$
relative CIELAB lab*
 $lab^*lab = 0.939 \ -0.071 \ 0.997$
 $lab^*tch = 0.5 \ 1.0 \ 0.261$
 $lab^*nch = 0.0 \ 1.0 \ 0.261$
relative Natural Colour (NC)
 $lab^*lrj = 0.939 \ -0.048 \ 0.999$
 $lab^*tce = 0.5 \ 1.0 \ 0.258$
 $lab^*nce = 0.0 \ 1.0 \ j03g$

relative Inform. Technology (IT)
 $olvi3^* = 0.5 \ 0.5 \ 0.5 \ (1.0)$
 $cmyn3^* = 0.5 \ 0.5 \ 0.5 \ (0.0)$
 $olvi4^* = 1.0 \ 1.0 \ 1.0 \ 0.5$
 $cmyn4^* = 0.0 \ 0.0 \ 0.0 \ 0.5$
standard and adapted CIELAB
 $LAB^*LAB = 56.71 \ -0.23 \ 2.14$
 $LAB^*LABa = 56.71 \ 0.0 \ 0.0$
 $LAB^*TCHa = 50.0 \ 0.01 \ -$
relative CIELAB lab*
 $lab^*lab = 0.5 \ 0.0 \ 0.0$
 $lab^*tch = 0.5 \ 0.0 \ -$
 $lab^*nch = 0.5 \ 0.0 \ -$
relative Natural Colour (NC)
 $lab^*lrj = 0.5 \ 0.0 \ 0.0$
 $lab^*tce = 0.5 \ 0.0 \ -$
 $lab^*nce = 0.5 \ 0.0 \ -$

relative Inform. Technology (IT)
 $olvi3^* = 0.5 \ 0.5 \ 0.0 \ (1.0)$
 $cmyn3^* = 0.5 \ 0.5 \ 1.0 \ (0.0)$
 $olvi4^* = 1.0 \ 1.0 \ 0.5 \ 0.5$
 $cmyn4^* = 0.0 \ 0.0 \ 0.5 \ 0.5$
standard and adapted CIELAB
 $LAB^*LAB = 54.35 \ -3.37 \ 46.36$
 $LAB^*LABa = 54.35 \ -3.17 \ 44.37$
 $LAB^*TCHa = 25.01 \ 44.48 \ 94.1$
relative CIELAB lab*
 $lab^*lab = 0.47 \ -0.035 \ 0.499$
 $lab^*tch = 0.25 \ 0.5 \ 0.261$
 $lab^*nch = 0.5 \ 0.5 \ 0.261$
relative Natural Colour (NC)
 $lab^*lrj = 0.47 \ -0.023 \ 0.499$
 $lab^*tce = 0.25 \ 0.5 \ 0.258$
 $lab^*nce = 0.5 \ 0.5 \ j03g$

relative Inform. Technology (IT)
 $olvi3^* = 0.0 \ 0.0 \ 0.0 \ (1.0)$
 $cmyn3^* = 1.0 \ 1.0 \ 1.0 \ (0.0)$
 $olvi4^* = 1.0 \ 1.0 \ 1.0 \ 1.0$
 $cmyn4^* = 0.0 \ 0.0 \ 0.0 \ 1.0$
standard and adapted CIELAB
 $LAB^*LAB = 18.02 \ 0.5 \ -0.46$
 $LAB^*LABa = 18.02 \ 0.0 \ 0.0$
 $LAB^*TCHa = 0.01 \ 0.01 \ -$
relative CIELAB lab*
 $lab^*lab = 0.0 \ 0.0 \ 0.0$
 $lab^*tch = 0.0 \ 0.0 \ -$
 $lab^*nch = 1.0 \ 0.0 \ -$
relative Natural Colour (NC)
 $lab^*lrj = 0.0 \ 0.0 \ 0.0$
 $lab^*tce = 0.0 \ 0.0 \ -$
 $lab^*nce = 1.0 \ 0.0 \ -$

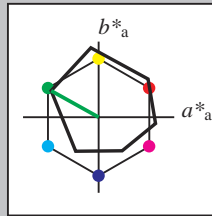


Eingabe: Farbmétrisches Reflexions-System ORS18

für Buntton $h^* = lab^*h = 151/360 = 0.419$
 lab^*tch und lab^*nch

D65: Buntton L
 LCH*Ma: 51 72 151
 olv*Ma: 0.0 1.0 0.0

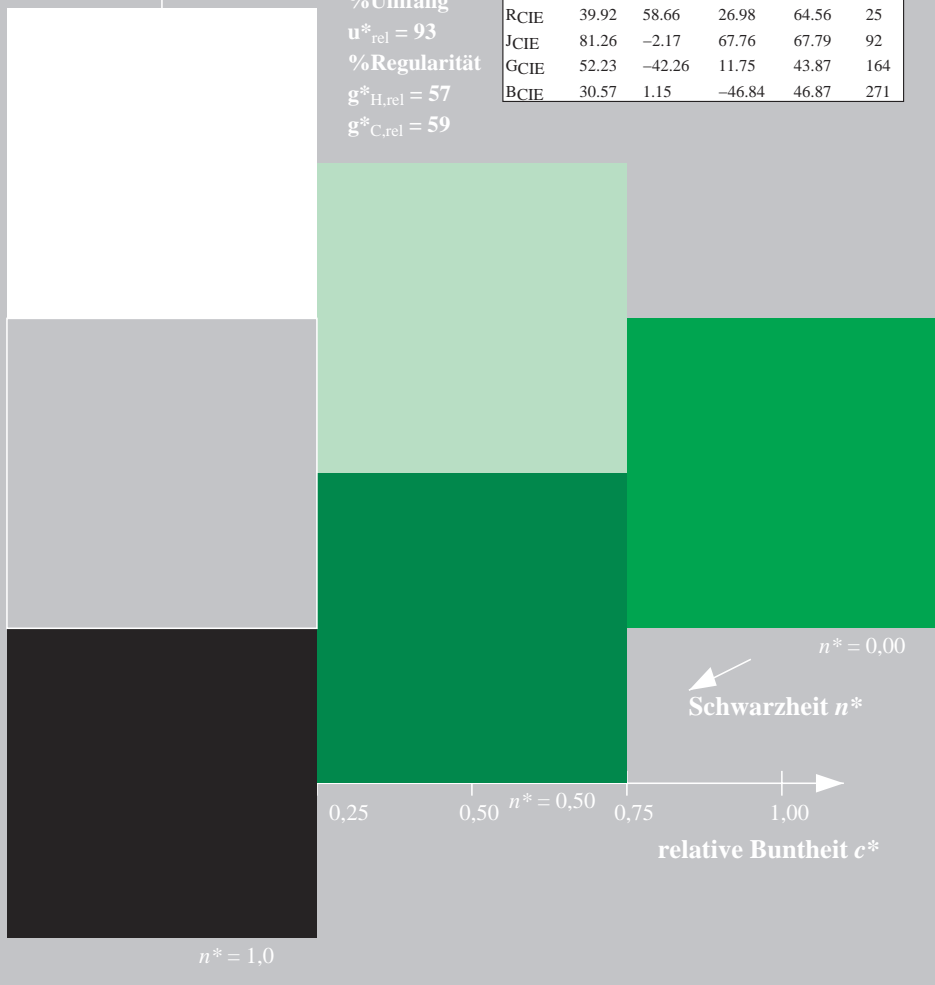
Dreiecks-Helligkeit t^*



ORS18; adaptierte CIELAB-Daten

	$L^*=L^*_a$	a^*_a	b^*_a	$C^*_{ab,a}$	$h^*_{ab,a}$
OMa	47.94	65.37	50.52	82.62	38
YMa	90.37	-10.27	91.77	92.34	96
LMa	50.9	-62.79	34.95	71.87	151
CMa	58.62	-30.35	-45.01	54.3	236
VMa	25.71	31.11	-44.42	54.24	305
MMa	48.13	75.27	-8.35	75.73	354
NMa	18.01	0.0	0.0	0.0	0
WMa	95.41	0.0	0.0	0.0	0
RCIE	39.92	58.66	26.98	64.56	25
JCIE	81.26	-2.17	67.76	67.79	92
GCIE	52.23	-42.26	11.75	43.87	164
BCIE	30.57	1.15	-46.84	46.87	271

%Umfang
 $u^*_{rel} = 93$
 %Regularität
 $g^*_{H,rel} = 57$
 $g^*_{C,rel} = 59$

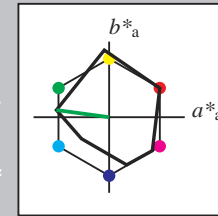


Ausgabe: Farbmétrisches Reflexions-System MRS18

für Buntton $h^* = lab^*h = 172/360 = 0.479$
 lab^*tch und lab^*nch

D65: Buntton G
 LCH*Ma: 52 70 172
 olv*Ma: 0.0 1.0 0.0

Dreiecks-Helligkeit t^*



MRS18; adaptierte CIELAB-Daten

	$L^*=L^*_a$	a^*_a	b^*_a	$C^*_{ab,a}$	$h^*_{ab,a}$
RMa	49.63	66.96	38.37	77.18	30
JMa	90.7	-6.36	88.75	88.98	94
GMa	52.11	-69.73	9.44	70.37	172
G50BMa	45.03	-36.57	-28.47	46.36	218
BMa	36.65	23.19	-63.05	67.18	290
B50RMa	34.94	57.17	-44.26	72.31	322
NMa	18.01	0.0	0.0	0.0	0
WMa	95.41	0.0	0.0	0.0	0
RCIE	39.92	58.66	26.98	64.56	25
JCIE	81.26	-2.17	67.76	67.79	92
GCIE	52.23	-42.26	11.75	43.87	164
BCIE	30.57	1.15	-46.84	46.87	271

%Umfang
 $u^*_{rel} = 91$
 %Regularität
 $g^*_{H,rel} = 41$
 $g^*_{C,rel} = 52$

relative Inform. Technology (IT)
 $olvi3^* 1.0 1.0 1.0 (1.0)$
 $cmyn3^* 0.0 0.0 0.0 (0.0)$
 $olvi4^* 1.0 1.0 1.0 1.0$
 $cmyn4^* 0.0 0.0 0.0 0.0$

standard and adapted CIELAB
 $LAB^*LAB 95.41 -0.97 4.75$
 $LAB^*LABa 95.41 0.0 0.0$
 $LAB^*TCHa 99.99 0.01 -$

relative CIELAB lab*
 $lab^*lab 1.0 0.0 0.0$
 $lab^*tch 1.0 0.0 -$
 $lab^*nch 0.0 0.0 -$

relative Natural Colour (NC)
 $lab^*lrj 1.0 0.0 0.0$
 $lab^*tce 1.0 0.0 -$
 $lab^*nce 0.0 0.0 -$

relative Inform. Technology (IT)
 $olvi3^* 0.5 0.5 0.5 (1.0)$
 $cmyn3^* 0.5 0.5 0.5 (0.0)$
 $olvi4^* 1.0 1.0 1.0 0.5$
 $cmyn4^* 0.0 0.0 0.0 0.5$

standard and adapted CIELAB
 $LAB^*LAB 56.71 -0.23 2.14$
 $LAB^*LABa 56.71 0.0 0.0$
 $LAB^*TCHa 50.0 0.01 -$

relative CIELAB lab*
 $lab^*lab 0.5 0.0 0.0$
 $lab^*tch 0.5 0.0 -$
 $lab^*nch 0.5 0.0 -$

relative Natural Colour (NC)
 $lab^*lrj 0.5 0.0 0.0$
 $lab^*tce 0.5 0.0 -$
 $lab^*nce 0.5 0.0 -$

relative Inform. Technology (IT)
 $olvi3^* 0.0 0.0 0.0 (1.0)$
 $cmyn3^* 1.0 1.0 1.0 (0.0)$
 $olvi4^* 1.0 1.0 1.0 0.0$
 $cmyn4^* 0.0 0.0 0.0 1.0$

standard and adapted CIELAB
 $LAB^*LAB 18.02 0.5 -0.46$
 $LAB^*LABa 18.02 0.0 0.0$
 $LAB^*TCHa 0.01 0.01 -$

relative CIELAB lab*
 $lab^*lab 0.0 0.0 0.0$
 $lab^*tch 0.0 0.0 -$
 $lab^*nch 1.0 0.0 -$

relative Natural Colour (NC)
 $lab^*lrj 0.0 0.0 0.0$
 $lab^*tce 0.0 0.0 -$
 $lab^*nce 1.0 0.0 -$

relative Inform. Technology (IT)
 $olvi3^* 0.5 1.0 0.5 (1.0)$
 $cmyn3^* 0.5 0.0 0.5 (0.0)$
 $olvi4^* 0.5 1.0 0.5 1.0$
 $cmyn4^* 0.5 0.0 0.5 0.0$

standard and adapted CIELAB
 $LAB^*LAB 73.75 -35.42 8.02$
 $LAB^*LABa 73.75 -34.85 4.72$
 $LAB^*TCHa 75.0 35.18 172.29$

relative CIELAB lab*
 $lab^*lab 0.72 -0.494 0.067$
 $lab^*tch 0.75 0.5 0.479$
 $lab^*nch 0.0 0.5 0.479$

relative Natural Colour (NC)
 $lab^*lrj 0.72 -0.496 -0.056$
 $lab^*tce 0.75 0.5 0.518$
 $lab^*nce 0.0 0.5 g07b$

relative Inform. Technology (IT)
 $olvi3^* 0.0 0.5 0.0 (1.0)$
 $cmyn3^* 0.5 0.5 1.0 (0.0)$
 $olvi4^* 0.5 1.0 0.5 0.5$
 $cmyn4^* 0.5 0.0 0.5 0.5$

standard and adapted CIELAB
 $LAB^*LAB 35.06 -34.67 5.41$
 $LAB^*LABa 35.06 -34.85 4.72$
 $LAB^*TCHa 25.01 35.18 172.29$

relative CIELAB lab*
 $lab^*lab 0.22 -0.494 0.067$
 $lab^*tch 0.25 0.5 0.479$
 $lab^*nch 0.5 0.5 0.479$

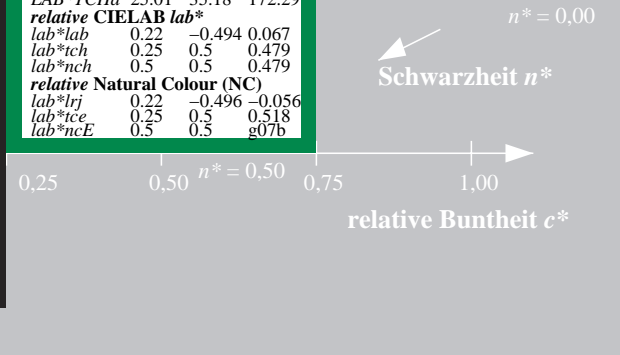
relative Natural Colour (NC)
 $lab^*lrj 0.22 -0.496 -0.056$
 $lab^*tce 0.25 0.5 0.518$
 $lab^*nce 0.5 0.5 g07b$

relative Inform. Technology (IT)
 $olvi3^* 0.0 1.0 0.0 (1.0)$
 $cmyn3^* 1.0 0.0 1.0 (0.0)$
 $olvi4^* 0.0 1.0 0.0 1.0$
 $cmyn4^* 1.0 0.0 1.0 0.0$

standard and adapted CIELAB
 $LAB^*LAB 52.11 -69.86 11.28$
 $LAB^*LABa 52.11 -69.71 9.44$
 $LAB^*TCHa 50.0 70.36 172.29$

relative CIELAB lab*
 $lab^*lab 0.441 -0.99 0.134$
 $lab^*tch 0.5 1.0 0.479$
 $lab^*nch 0.0 1.0 0.479$

relative Natural Colour (NC)
 $lab^*lrj 0.441 -0.992 -0.114$
 $lab^*tce 0.5 1.0 0.518$
 $lab^*nce 0.0 1.0 g07b$



UG000-7, 3 stufige Reihen für konstanten CIELAB Buntton 151/360 = 0.419 (links)

3 stufige Reihen für konstanten CIELAB Buntton 172/360 = 0.479 (rechts)

BAM-Prüfvorlage UG00; Farbmétrik-Systeme ORS18 & MRS18
 D65: 3stufige Farbreihen und Koordinatendaten für 10 Bunttöne
 input: $cmv0^* setcmykcolor$
 output: $cmv0^*/000n^* setcmykcolor$

Siehe ähnliche Dateien: <http://www.ps.bam.de/UG00/>
 Technische Information: <http://www.ps.bam.de> Version 2.1, io=0.0, CIEXYZ

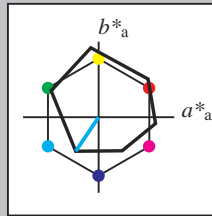
BAM-Registrierung: 20060101-UG00/10Q/Q00G02FP.PS/.PDF BAM-Material: Code=rh4ta
 Anwendung für Beurteilung und Messung von Drucker- oder Monitorssystemen, Yr=2.5, XYZ
 /UG00/ Form: 3/10, Serie: 1/1, Seite: 3 Seite: hang 3

Eingabe: Farbmétrisches Reflexions-System ORS18

für Buntton $h^* = lab^*h = 236/360 = 0.656$
 lab^*tch und lab^*nch

D65: Buntton C
 LCH*Ma: 59 54 236
 olv*Ma: 0.0 1.0 1.0

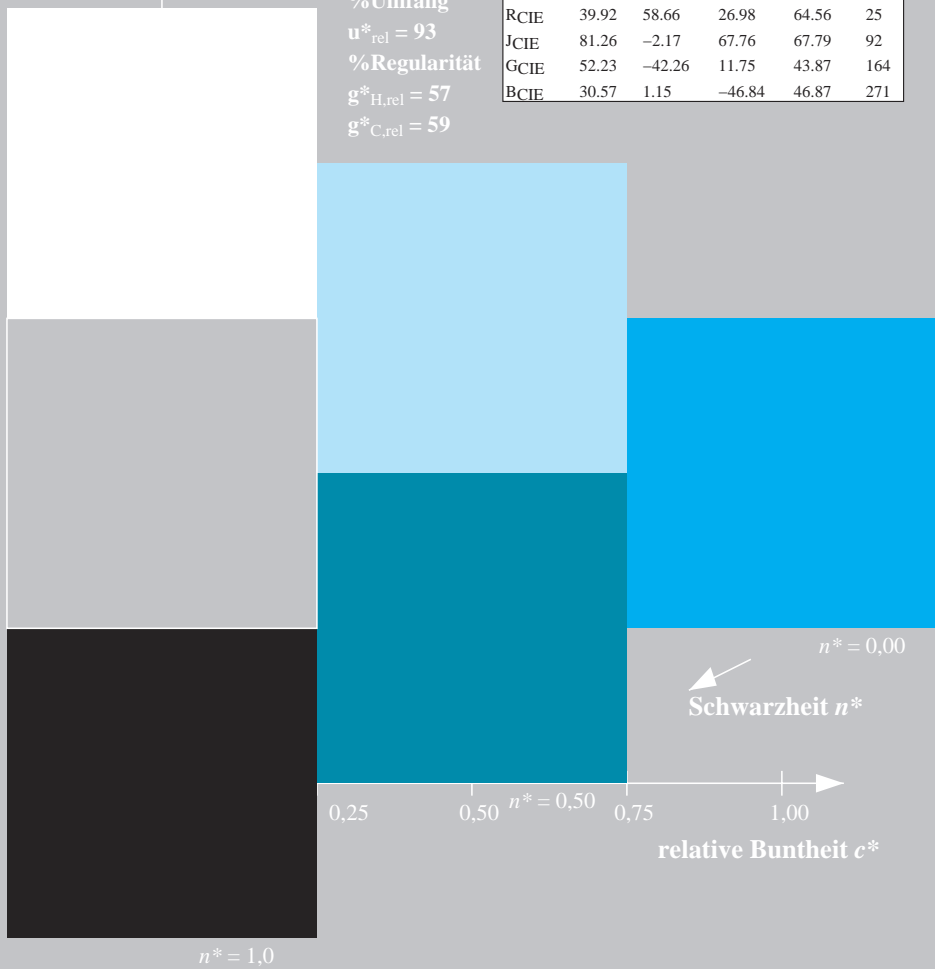
Dreiecks-Helligkeit t^*



ORS18; adaptierte CIELAB-Daten

	$L^*=L^*_a$	a^*_a	b^*_a	$C^*_{ab,a}$	$h^*_{ab,a}$
OMa	47.94	65.37	50.52	82.62	38
YMa	90.37	-10.27	91.77	92.34	96
LMa	50.9	-62.79	34.95	71.87	151
CMa	58.62	-30.35	-45.01	54.3	236
VMa	25.71	31.11	-44.42	54.24	305
MMa	48.13	75.27	-8.35	75.73	354
NMa	18.01	0.0	0.0	0.0	0
WMa	95.41	0.0	0.0	0.0	0
RCIE	39.92	58.66	26.98	64.56	25
JCIE	81.26	-2.17	67.76	67.79	92
GCIE	52.23	-42.26	11.75	43.87	164
BCIE	30.57	1.15	-46.84	46.87	271

%Umfang
 $u^*_{rel} = 93$
 %Regularität
 $g^*_{H,rel} = 57$
 $g^*_{C,rel} = 59$

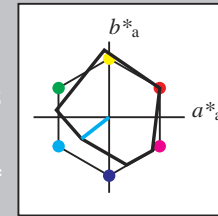


Ausgabe: Farbmétrisches Reflexions-System MRS18

für Buntton $h^* = lab^*h = 218/360 = 0.605$
 lab^*tch und lab^*nch

D65: Buntton G50B
 LCH*Ma: 45 46 218
 olv*Ma: 0.0 1.0 1.0

Dreiecks-Helligkeit t^*



MRS18; adaptierte CIELAB-Daten

	$L^*=L^*_a$	a^*_a	b^*_a	$C^*_{ab,a}$	$h^*_{ab,a}$
RMa	49.63	66.96	38.37	77.18	30
JMa	90.7	-6.36	88.75	88.98	94
GMa	52.11	-69.73	9.44	70.37	172
G50BMa	45.03	-36.57	-28.47	46.36	218
BMa	36.65	23.19	-63.05	67.18	290
B50RMa	34.94	57.17	-44.26	72.31	322
NMa	18.01	0.0	0.0	0.0	0
WMa	95.41	0.0	0.0	0.0	0
RCIE	39.92	58.66	26.98	64.56	25
JCIE	81.26	-2.17	67.76	67.79	92
GCIE	52.23	-42.26	11.75	43.87	164
BCIE	30.57	1.15	-46.84	46.87	271

%Umfang
 $u^*_{rel} = 91$
 %Regularität
 $g^*_{H,rel} = 41$
 $g^*_{C,rel} = 52$

relative Inform. Technology (IT)
 $olvi3^* = 1.0 \ 1.0 \ 1.0 \ (1.0)$
 $cmyn3^* = 0.0 \ 0.0 \ 0.0 \ (0.0)$
 $olvi4^* = 1.0 \ 1.0 \ 1.0 \ 1.0$
 $cmyn4^* = 0.0 \ 0.0 \ 0.0 \ 0.0$

standard and adapted CIELAB
 $LAB^*LAB = 95.41 \ -0.97 \ 4.75$
 $LAB^*LABa = 95.41 \ 0.0 \ 0.0$
 $LAB^*TCHa = 99.99 \ 0.01 \ -$

relative CIELAB lab*
 $lab^*lab = 1.0 \ 0.0 \ 0.0$
 $lab^*tch = 1.0 \ 0.0 \ -$
 $lab^*nch = 0.0 \ 0.0 \ -$

relative Natural Colour (NC)
 $lab^*lrj = 1.0 \ 0.0 \ 0.0$
 $lab^*tce = 1.0 \ 0.0 \ -$
 $lab^*nce = 0.0 \ 0.0 \ -$

relative Inform. Technology (IT)
 $olvi3^* = 0.5 \ 0.5 \ 0.5 \ (1.0)$
 $cmyn3^* = 0.5 \ 0.5 \ 0.5 \ (0.0)$
 $olvi4^* = 1.0 \ 1.0 \ 1.0 \ 0.5$
 $cmyn4^* = 0.0 \ 0.0 \ 0.0 \ 0.5$

standard and adapted CIELAB
 $LAB^*LAB = 56.71 \ -0.23 \ 2.14$
 $LAB^*LABa = 56.71 \ 0.0 \ 0.0$
 $LAB^*TCHa = 50.0 \ 0.01 \ -$

relative CIELAB lab*
 $lab^*lab = 0.5 \ 0.0 \ 0.0$
 $lab^*tch = 0.5 \ 0.0 \ -$
 $lab^*nch = 0.5 \ 0.0 \ -$

relative Natural Colour (NC)
 $lab^*lrj = 0.5 \ 0.0 \ 0.0$
 $lab^*tce = 0.5 \ 0.0 \ -$
 $lab^*nce = 0.5 \ 0.0 \ -$

relative Inform. Technology (IT)
 $olvi3^* = 0.0 \ 0.0 \ 0.0 \ (1.0)$
 $cmyn3^* = 1.0 \ 1.0 \ 1.0 \ (0.0)$
 $olvi4^* = 1.0 \ 1.0 \ 1.0 \ 0.0$
 $cmyn4^* = 0.0 \ 0.0 \ 0.0 \ 1.0$

standard and adapted CIELAB
 $LAB^*LAB = 18.02 \ 0.5 \ -0.46$
 $LAB^*LABa = 18.02 \ 0.0 \ 0.0$
 $LAB^*TCHa = 0.01 \ 0.01 \ -$

relative CIELAB lab*
 $lab^*lab = 0.0 \ 0.0 \ 0.0$
 $lab^*tch = 0.0 \ 0.0 \ -$
 $lab^*nch = 1.0 \ 0.0 \ -$

relative Natural Colour (NC)
 $lab^*lrj = 0.0 \ 0.0 \ 0.0$
 $lab^*tce = 0.0 \ 0.0 \ -$
 $lab^*nce = 1.0 \ 0.0 \ -$

relative Inform. Technology (IT)
 $olvi3^* = 0.5 \ 1.0 \ 1.0 \ (1.0)$
 $cmyn3^* = 0.5 \ 0.0 \ 0.0 \ (0.0)$
 $olvi4^* = 0.5 \ 1.0 \ 1.0 \ 1.0$
 $cmyn4^* = 0.5 \ 0.0 \ 0.0 \ 0.0$

standard and adapted CIELAB
 $LAB^*LAB = 70.21 \ -18.77 \ -11.17$
 $LAB^*LABa = 70.21 \ -18.27 \ -14.23$
 $LAB^*TCHa = 75.0 \ 23.17 \ 217.91$

relative CIELAB lab*
 $lab^*lab = 0.674 \ -0.393 \ -0.306$
 $lab^*tch = 0.75 \ 0.5 \ 0.605$
 $lab^*nch = 0.0 \ 0.5 \ 0.605$

relative Natural Colour (NC)
 $lab^*lrj = 0.674 \ -0.353 \ -0.352$
 $lab^*tce = 0.75 \ 0.5 \ 0.625$
 $lab^*nce = 0.0 \ 0.5 \ g49b$

relative Inform. Technology (IT)
 $olvi3^* = 0.0 \ 0.5 \ 0.5 \ (1.0)$
 $cmyn3^* = 1.0 \ 0.5 \ 0.5 \ (0.0)$
 $olvi4^* = 0.5 \ 1.0 \ 1.0 \ 0.5$
 $cmyn4^* = 0.5 \ 0.0 \ 0.0 \ 0.5$

standard and adapted CIELAB
 $LAB^*LAB = 31.52 \ -18.03 \ -13.78$
 $LAB^*LABa = 31.52 \ -18.27 \ -14.23$
 $LAB^*TCHa = 25.01 \ 23.17 \ 217.91$

relative CIELAB lab*
 $lab^*lab = 0.175 \ -0.393 \ -0.306$
 $lab^*tch = 0.25 \ 0.5 \ 0.605$
 $lab^*nch = 0.5 \ 0.5 \ 0.605$

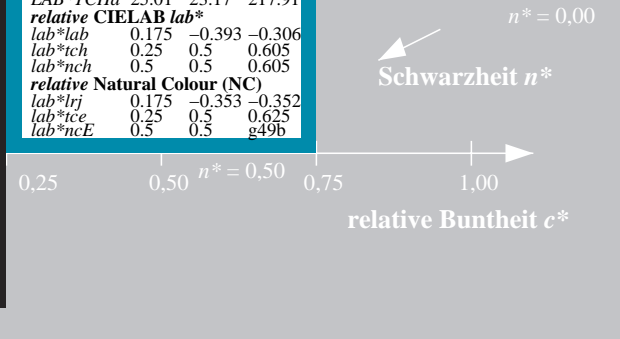
relative Natural Colour (NC)
 $lab^*lrj = 0.175 \ -0.353 \ -0.352$
 $lab^*tce = 0.25 \ 0.5 \ 0.625$
 $lab^*nce = 0.5 \ 0.5 \ g49b$

relative Inform. Technology (IT)
 $olvi3^* = 0.0 \ 1.0 \ 1.0 \ (1.0)$
 $cmyn3^* = 1.0 \ 0.0 \ 0.0 \ (0.0)$
 $olvi4^* = 0.0 \ 1.0 \ 1.0 \ 1.0$
 $cmyn4^* = 1.0 \ 0.0 \ 0.0 \ 0.0$

standard and adapted CIELAB
 $LAB^*LAB = 45.03 \ -36.57 \ -27.11$
 $LAB^*LABa = 45.03 \ -36.56 \ -28.47$
 $LAB^*TCHa = 50.0 \ 46.35 \ 217.91$

relative CIELAB lab*
 $lab^*lab = 0.349 \ -0.788 \ -0.613$
 $lab^*tch = 0.5 \ 1.0 \ 0.605$
 $lab^*nch = 0.0 \ 1.0 \ 0.605$

relative Natural Colour (NC)
 $lab^*lrj = 0.349 \ -0.706 \ -0.706$
 $lab^*tce = 0.5 \ 1.0 \ 0.625$
 $lab^*nce = 0.0 \ 1.0 \ g49b$



UG000-7, 3 stufige Reihen für konstanten CIELAB Buntton $236/360 = 0.656$ (links)

3 stufige Reihen für konstanten CIELAB Buntton $218/360 = 0.605$ (rechts)

BAM-Prüfvorlage UG00; Farbmétrik-Systeme ORS18 & MRS18 input: $cmv0^* \ setcmykcolor$

D65: 3stufige Farbreihen und Koordinatendaten für 10 Bunttöne output: $cmv0^* / 000n^* \ setcmykcolor$

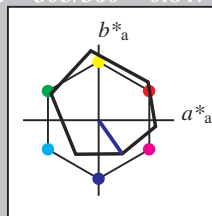
Siehe ähnliche Dateien: <http://www.ps.bam.de/UG00/>
 Technische Information: <http://www.ps.bam.de> Version 2.1, io=0.0, CIEXYZ

BAM-Registrierung: 20060101-UG00/10Q/Q00G03FP.PS/.PDF BAM-Material: Code=rh4ta
 Anwendung für Beurteilung und Messung von Drucker- oder Monitorssystemen, Yr=2.5, XYZ
 /UG00/ Form: 4/10, Serie: 1/1, Seite: 4 Seite: 4/4

Eingabe: Farbmétrisches Reflexions-System ORS18

für Buntton $h^* = lab^*h = 305/360 = 0.847$
 lab^*tch und lab^*nch


D65: Buntton V
 LCH*Ma: 26 54 305
 olv*Ma: 0.0 0.0 1.0
 Dreiecks-Helligkeit t^*



ORS18; adaptierte CIELAB-Daten

	$L^*=L^*_a$	a^*_a	b^*_a	$C^*_{ab,a}$	$h^*_{ab,a}$
OMa	47.94	65.37	50.52	82.62	38
YMa	90.37	-10.27	91.77	92.34	96
LMa	50.9	-62.79	34.95	71.87	151
CMa	58.62	-30.35	-45.01	54.3	236
VMa	25.71	31.11	-44.42	54.24	305
MMa	48.13	75.27	-8.35	75.73	354
NMa	18.01	0.0	0.0	0.0	0
WMa	95.41	0.0	0.0	0.0	0
RCIE	39.92	58.66	26.98	64.56	25
JCIE	81.26	-2.17	67.76	67.79	92
GCIE	52.23	-42.26	11.75	43.87	164
BCIE	30.57	1.15	-46.84	46.87	271

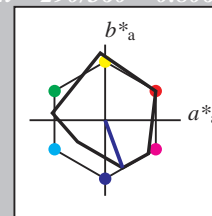
%Umfang
 $u^*_{rel} = 93$
 %Regularität
 $g^*_{H,rel} = 57$
 $g^*_{C,rel} = 59$



Ausgabe: Farbmétrisches Reflexions-System MRS18

für Buntton $h^* = lab^*h = 290/360 = 0.806$
 lab^*tch und lab^*nch

D65: Buntton B
 LCH*Ma: 37 67 290
 olv*Ma: 0.0 0.0 1.0
 Dreiecks-Helligkeit t^*



MRS18; adaptierte CIELAB-Daten

	$L^*=L^*_a$	a^*_a	b^*_a	$C^*_{ab,a}$	$h^*_{ab,a}$
RMa	49.63	66.96	38.37	77.18	30
JMa	90.7	-6.36	88.75	88.98	94
GMa	52.11	-69.73	9.44	70.37	172
G50BMa	45.03	-36.57	-28.47	46.36	218
BMa	36.65	23.19	-63.05	67.18	290
B50RMa	34.94	57.17	-44.26	72.31	322
NMa	18.01	0.0	0.0	0.0	0
WMa	95.41	0.0	0.0	0.0	0
RCIE	39.92	58.66	26.98	64.56	25
JCIE	81.26	-2.17	67.76	67.79	92
GCIE	52.23	-42.26	11.75	43.87	164
BCIE	30.57	1.15	-46.84	46.87	271

%Umfang
 $u^*_{rel} = 91$
 %Regularität
 $g^*_{H,rel} = 41$
 $g^*_{C,rel} = 52$

relative Inform. Technology (IT)

olvi3*	1.0	1.0	1.0	(1.0)
cmyn3*	0.0	0.0	0.0	(0.0)
olvi4*	1.0	1.0	1.0	1.0
cmyn4*	0.0	0.0	0.0	0.0

standard and adapted CIELAB

LAB*LAB	95.41	-0.97	4.75
LAB*LABa	95.41	0.0	0.0
LAB*TCHa	99.99	0.01	-

relative CIELAB lab*

lab*lab	1.0	0.0	0.0
lab*tch	1.0	0.0	-
lab*nch	0.0	0.0	-

relative Natural Colour (NC)

lab*lrj	1.0	0.0	0.0
lab*tce	1.0	0.0	-
lab*nce	0.0	0.0	-

relative Inform. Technology (IT)

olvi3*	0.5	0.5	1.0	(1.0)
cmyn3*	0.5	0.5	0.0	(0.0)
olvi4*	0.5	0.5	1.0	1.0
cmyn4*	0.5	0.5	0.0	0.0

standard and adapted CIELAB

LAB*LAB	66.03	11.17	-28.74
LAB*LABa	66.03	11.59	-31.51
LAB*TCHa	75.0	33.59	290.19

relative CIELAB lab*

lab*lab	0.62	0.173	-0.468
lab*tch	0.75	0.5	0.806
lab*nch	0.0	0.5	0.806

relative Natural Colour (NC)

lab*lrj	0.62	0.129	-0.482
lab*tce	0.75	0.5	0.791
lab*nce	0.0	0.5	b16r

relative Inform. Technology (IT)

olvi3*	0.5	0.5	0.5	(1.0)
cmyn3*	0.5	0.5	0.5	(0.0)
olvi4*	1.0	1.0	1.0	0.5
cmyn4*	0.0	0.0	0.0	0.5

standard and adapted CIELAB

LAB*LAB	56.71	-0.23	2.14
LAB*LABa	56.71	0.0	0.0
LAB*TCHa	50.0	0.01	-

relative CIELAB lab*

lab*lab	0.5	0.0	0.0
lab*tch	0.5	0.0	-
lab*nch	0.5	0.0	-

relative Natural Colour (NC)

lab*lrj	0.5	0.0	0.0
lab*tce	0.5	0.0	-
lab*nce	0.5	0.0	-

relative Inform. Technology (IT)

olvi3*	0.0	0.0	0.5	(1.0)
cmyn3*	1.0	1.0	0.5	(0.0)
olvi4*	0.5	0.5	1.0	0.5
cmyn4*	0.5	0.5	0.0	0.5

standard and adapted CIELAB

LAB*LAB	27.34	11.92	-31.35
LAB*LABa	27.34	11.59	-31.51
LAB*TCHa	25.01	33.59	290.19

relative CIELAB lab*

lab*lab	0.12	0.173	-0.468
lab*tch	0.25	0.5	0.806
lab*nch	0.5	0.5	0.806

relative Natural Colour (NC)

lab*lrj	0.12	0.129	-0.482
lab*tce	0.25	0.5	0.791
lab*nce	0.5	0.5	b16r

relative Inform. Technology (IT)

olvi3*	0.0	0.0	0.0	(1.0)
cmyn3*	1.0	1.0	1.0	(0.0)
olvi4*	1.0	1.0	1.0	0.0
cmyn4*	0.0	0.0	0.0	1.0

standard and adapted CIELAB

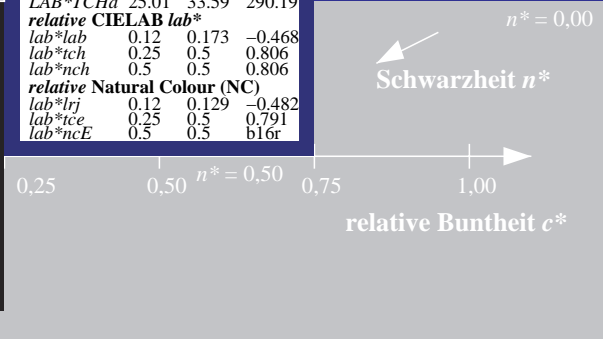
LAB*LAB	18.02	0.5	-0.46
LAB*LABa	18.02	0.0	0.0
LAB*TCHa	0.01	0.01	-

relative CIELAB lab*

lab*lab	0.0	0.0	0.0
lab*tch	0.0	0.0	-
lab*nch	1.0	0.0	-

relative Natural Colour (NC)

lab*lrj	0.0	0.0	0.0
lab*tce	0.0	0.0	-
lab*nce	1.0	0.0	-



UG000-7, 3 stufige Reihen für konstanten CIELAB Buntton 305/360 = 0.847 (links)

3 stufige Reihen für konstanten CIELAB Buntton 290/360 = 0.806 (rechts)

BAM-Prüfvorlage UG00; Farbmétrik-Systeme ORS18 & MRS18 input: $cmY0^* setcmykcolor$

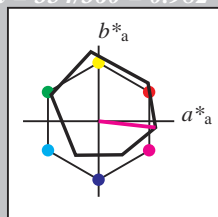
D65: 3stufige Farbreihen und Koordinatendaten für 10 Bunttöne output: $cmY0^*/000n^* setcmykcolor$

Eingabe: Farbmétrisches Reflexions-System ORS18

für Buntton $h^* = lab^*h = 354/360 = 0.982$
 lab^*tch und lab^*nch

D65: Buntton M
 LCH*Ma: 48 76 354
 olv*Ma: 1.0 0.0 1.0


Dreiecks-Helligkeit t^*



ORS18; adaptierte CIELAB-Daten

	$L^*=L^*_a$	a^*_a	b^*_a	$C^*_{ab,a}$	$h^*_{ab,a}$
OMa	47.94	65.37	50.52	82.62	38
YMa	90.37	-10.27	91.77	92.34	96
LMa	50.9	-62.79	34.95	71.87	151
CMa	58.62	-30.35	-45.01	54.3	236
VMa	25.71	31.11	-44.42	54.24	305
MMa	48.13	75.27	-8.35	75.73	354
NMa	18.01	0.0	0.0	0.0	0
WMa	95.41	0.0	0.0	0.0	0
RCIE	39.92	58.66	26.98	64.56	25
JCIE	81.26	-2.17	67.76	67.79	92
GCIE	52.23	-42.26	11.75	43.87	164
BCIE	30.57	1.15	-46.84	46.87	271

%Umfang
 $u^*_{rel} = 93$
 %Regularität
 $g^*_{H,rel} = 57$
 $g^*_{C,rel} = 59$

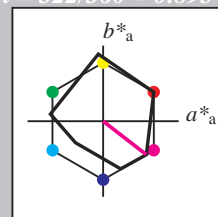


Ausgabe: Farbmétrisches Reflexions-System MRS18

für Buntton $h^* = lab^*h = 322/360 = 0.895$
 lab^*tch und lab^*nch

D65: Buntton B50R
 LCH*Ma: 35 72 322
 olv*Ma: 1.0 0.0 1.0

Dreiecks-Helligkeit t^*



relative Inform. Technology (IT)
 $olvi3^* = 1.0 \ 1.0 \ 1.0 \ (1.0)$
 $cmyn3^* = 0.0 \ 0.0 \ 0.0 \ (0.0)$
 $olvi4^* = 1.0 \ 1.0 \ 1.0 \ 1.0$
 $cmyn4^* = 0.0 \ 0.0 \ 0.0 \ 0.0$

standard and adapted CIELAB
 $LAB^*LAB = 95.41 \ -0.97 \ 4.75$
 $LAB^*LABa = 95.41 \ 0.0 \ 0.0$
 $LAB^*TCHa = 99.99 \ 0.01 \ -$

relative CIELAB lab*
 $lab^*lab = 1.0 \ 0.0 \ 0.0$
 $lab^*tch = 1.0 \ 0.0 \ -$
 $lab^*nch = 0.0 \ 0.0 \ -$

relative Natural Colour (NC)
 $lab^*lrj = 1.0 \ 0.0 \ 0.0$
 $lab^*tce = 1.0 \ 0.0 \ -$
 $lab^*nce = 0.0 \ 0.0 \ -$

relative Inform. Technology (IT)
 $olvi3^* = 0.5 \ 0.5 \ 0.5 \ (1.0)$
 $cmyn3^* = 0.5 \ 0.5 \ 0.5 \ (0.0)$
 $olvi4^* = 1.0 \ 1.0 \ 1.0 \ 0.5$
 $cmyn4^* = 0.0 \ 0.0 \ 0.0 \ 0.5$

standard and adapted CIELAB
 $LAB^*LAB = 56.71 \ -0.23 \ 2.14$
 $LAB^*LABa = 56.71 \ 0.0 \ 0.0$
 $LAB^*TCHa = 50.0 \ 0.01 \ -$

relative CIELAB lab*
 $lab^*lab = 0.5 \ 0.0 \ 0.0$
 $lab^*tch = 0.5 \ 0.0 \ -$
 $lab^*nch = 0.5 \ 0.0 \ -$

relative Natural Colour (NC)
 $lab^*lrj = 0.5 \ 0.0 \ 0.0$
 $lab^*tce = 0.5 \ 0.0 \ -$
 $lab^*nce = 0.5 \ 0.0 \ -$

relative Inform. Technology (IT)
 $olvi3^* = 0.0 \ 0.0 \ 0.0 \ (1.0)$
 $cmyn3^* = 1.0 \ 1.0 \ 1.0 \ (0.0)$
 $olvi4^* = 1.0 \ 1.0 \ 1.0 \ 1.0$
 $cmyn4^* = 0.0 \ 0.0 \ 0.0 \ 1.0$

standard and adapted CIELAB
 $LAB^*LAB = 18.02 \ 0.5 \ -0.46$
 $LAB^*LABa = 18.02 \ 0.0 \ 0.0$
 $LAB^*TCHa = 0.01 \ 0.01 \ -$

relative CIELAB lab*
 $lab^*lab = 0.0 \ 0.0 \ 0.0$
 $lab^*tch = 0.0 \ 0.0 \ -$
 $lab^*nch = 1.0 \ 0.0 \ -$

relative Natural Colour (NC)
 $lab^*lrj = 0.0 \ 0.0 \ 0.0$
 $lab^*tce = 0.0 \ 0.0 \ -$
 $lab^*nce = 1.0 \ 0.0 \ -$

%Umfang
 $u^*_{rel} = 91$
 %Regularität
 $g^*_{H,rel} = 41$
 $g^*_{C,rel} = 52$

relative Inform. Technology (IT)
 $olvi3^* = 1.0 \ 0.5 \ 1.0 \ (1.0)$
 $cmyn3^* = 0.0 \ 0.5 \ 0.0 \ (0.0)$
 $olvi4^* = 1.0 \ 0.5 \ 1.0 \ 1.0$
 $cmyn4^* = 0.0 \ 0.5 \ 0.0 \ 0.0$

standard and adapted CIELAB
 $LAB^*LAB = 65.17 \ 28.18 \ -19.4$
 $LAB^*LABa = 65.17 \ 28.58 \ -22.12$
 $LAB^*TCHa = 75.0 \ 36.15 \ 322.25$

relative CIELAB lab*
 $lab^*lab = 0.609 \ 0.395 \ -0.305$
 $lab^*tch = 0.75 \ 0.5 \ 0.895$
 $lab^*nch = 0.0 \ 0.5 \ 0.895$

relative Natural Colour (NC)
 $lab^*lrj = 0.609 \ 0.324 \ -0.38$
 $lab^*tce = 0.75 \ 0.5 \ 0.862$
 $lab^*nce = 0.0 \ 0.5 \ b44r$

relative Inform. Technology (IT)
 $olvi3^* = 0.5 \ 0.0 \ 0.5 \ (1.0)$
 $cmyn3^* = 0.5 \ 1.0 \ 0.5 \ (0.0)$
 $olvi4^* = 1.0 \ 0.5 \ 1.0 \ 0.5$
 $cmyn4^* = 0.0 \ 0.5 \ 0.0 \ 0.5$

standard and adapted CIELAB
 $LAB^*LAB = 26.48 \ 28.92 \ -22.01$
 $LAB^*LABa = 26.48 \ 28.58 \ -22.12$
 $LAB^*TCHa = 25.01 \ 36.15 \ 322.25$

relative CIELAB lab*
 $lab^*lab = 0.109 \ 0.395 \ -0.305$
 $lab^*tch = 0.25 \ 0.5 \ 0.895$
 $lab^*nch = 0.5 \ 0.5 \ 0.895$

relative Natural Colour (NC)
 $lab^*lrj = 0.109 \ 0.324 \ -0.38$
 $lab^*tce = 0.25 \ 0.5 \ 0.862$
 $lab^*nce = 0.5 \ 0.5 \ b44r$

relative Inform. Technology (IT)
 $olvi3^* = 0.0 \ 0.0 \ 0.0 \ (1.0)$
 $cmyn3^* = 1.0 \ 1.0 \ 1.0 \ (0.0)$
 $olvi4^* = 1.0 \ 1.0 \ 1.0 \ 1.0$
 $cmyn4^* = 0.0 \ 0.0 \ 0.0 \ 1.0$

standard and adapted CIELAB
 $LAB^*LAB = 18.02 \ 0.5 \ -0.46$
 $LAB^*LABa = 18.02 \ 0.0 \ 0.0$
 $LAB^*TCHa = 0.01 \ 0.01 \ -$

relative CIELAB lab*
 $lab^*lab = 0.0 \ 0.0 \ 0.0$
 $lab^*tch = 0.0 \ 0.0 \ -$
 $lab^*nch = 1.0 \ 0.0 \ -$

relative Natural Colour (NC)
 $lab^*lrj = 0.0 \ 0.0 \ 0.0$
 $lab^*tce = 0.0 \ 0.0 \ -$
 $lab^*nce = 1.0 \ 0.0 \ -$

MRS18; adaptierte CIELAB-Daten

	$L^*=L^*_a$	a^*_a	b^*_a	$C^*_{ab,a}$	$h^*_{ab,a}$
RMa	49.63	66.96	38.37	77.18	30
JMa	90.7	-6.36	88.75	88.98	94
GMa	52.11	-69.73	9.44	70.37	172
G50BMa	45.03	-36.57	-28.47	46.36	218
BMa	36.65	23.19	-63.05	67.18	290
B50RMa	34.94	57.17	-44.26	72.31	322
NMa	18.01	0.0	0.0	0.0	0
WMa	95.41	0.0	0.0	0.0	0
RCIE	39.92	58.66	26.98	64.56	25
JCIE	81.26	-2.17	67.76	67.79	92
GCIE	52.23	-42.26	11.75	43.87	164
BCIE	30.57	1.15	-46.84	46.87	271

relative Inform. Technology (IT)
 $olvi3^* = 1.0 \ 0.0 \ 1.0 \ (1.0)$
 $cmyn3^* = 0.0 \ 1.0 \ 0.0 \ (0.0)$
 $olvi4^* = 1.0 \ 0.0 \ 1.0 \ 1.0$
 $cmyn4^* = 0.0 \ 1.0 \ 0.0 \ 0.0$

standard and adapted CIELAB
 $LAB^*LAB = 34.95 \ 57.34 \ -43.57$
 $LAB^*LABa = 34.95 \ 57.16 \ -44.25$
 $LAB^*TCHa = 50.0 \ 72.29 \ 322.25$

relative CIELAB lab*
 $lab^*lab = 0.219 \ 0.791 \ -0.611$
 $lab^*tch = 0.5 \ 1.0 \ 0.895$
 $lab^*nch = 0.0 \ 1.0 \ 0.895$

relative Natural Colour (NC)
 $lab^*lrj = 0.219 \ 0.648 \ -0.76$
 $lab^*tce = 0.5 \ 1.0 \ 0.862$
 $lab^*nce = 0.0 \ 1.0 \ b44r$

relative Inform. Technology (IT)
 $olvi3^* = 0.0 \ 0.0 \ 0.0 \ (1.0)$
 $cmyn3^* = 1.0 \ 1.0 \ 1.0 \ (0.0)$
 $olvi4^* = 1.0 \ 1.0 \ 1.0 \ 1.0$
 $cmyn4^* = 0.0 \ 0.0 \ 0.0 \ 1.0$

standard and adapted CIELAB
 $LAB^*LAB = 18.02 \ 0.5 \ -0.46$
 $LAB^*LABa = 18.02 \ 0.0 \ 0.0$
 $LAB^*TCHa = 0.01 \ 0.01 \ -$

relative CIELAB lab*
 $lab^*lab = 0.0 \ 0.0 \ 0.0$
 $lab^*tch = 0.0 \ 0.0 \ -$
 $lab^*nch = 1.0 \ 0.0 \ -$

relative Natural Colour (NC)
 $lab^*lrj = 0.0 \ 0.0 \ 0.0$
 $lab^*tce = 0.0 \ 0.0 \ -$
 $lab^*nce = 1.0 \ 0.0 \ -$

Siehe ähnliche Dateien: <http://www.ps.bam.de/UG00/>
 Technische Information: <http://www.ps.bam.de> Version 2.1, io=0.0, CIEXYZ

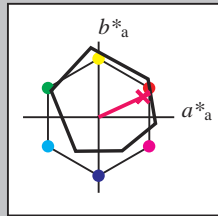
BAM-Registrierung: 20060101-UG00/10Q/Q00G05FP.PS/.PDF BAM-Material: Code=rh4ta
 Anwendung für Beurteilung und Messung von Drucker- oder Monitorssystemen, Yr=2.5, XYZ
 /UG00/ Form: 6/10, Serie: 1/1, Seite: 6 Seite/hung 6

Eingabe: Farbmétrisches Reflexions-System ORS18

für Buntton $h^* = lab^*h = 25/360 = 0.069$
 lab^*tch und lab^*nch

D65: Buntton R
 LCH*Ma: 48 75 25
 olv*Ma: 1.0 0.0 0.32

Dreiecks-Helligkeit t^*



%Umfang

$u^*_{rel} = 93$

%Regularität

$g^*_{H,rel} = 57$

$g^*_{C,rel} = 59$

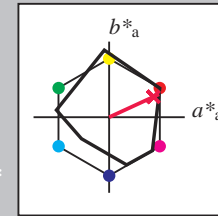
ORS18; adaptierte CIELAB-Daten	$L^*=L^*_a$	a^*_a	b^*_a	$C^*_{ab,a}$	$h^*_{ab,a}$
OMa	47.94	65.37	50.52	82.62	38
YMa	90.37	-10.27	91.77	92.34	96
LMa	50.9	-62.79	34.95	71.87	151
CMa	58.62	-30.35	-45.01	54.3	236
VMa	25.71	31.11	-44.42	54.24	305
MMa	48.13	75.27	-8.35	75.73	354
NMa	18.01	0.0	0.0	0.0	0
WMa	95.41	0.0	0.0	0.0	0
RCIE	39.92	58.66	26.98	64.56	25
JCIE	81.26	-2.17	67.76	67.79	92
GCIE	52.23	-42.26	11.75	43.87	164
BCIE	30.57	1.15	-46.84	46.87	271

Ausgabe: Farbmétrisches Reflexions-System MRS18

für Buntton $h^* = lab^*h = 25/360 = 0.069$
 lab^*tch und lab^*nch

D65: Buntton R
 LCH*Ma: 48 73 25
 olv*Ma: 1.0 0.0 0.1

Dreiecks-Helligkeit t^*



%Umfang

$u^*_{rel} = 91$

%Regularität

$g^*_{H,rel} = 41$

$g^*_{C,rel} = 52$

MRS18; adaptierte CIELAB-Daten	$L^*=L^*_a$	a^*_a	b^*_a	$C^*_{ab,a}$	$h^*_{ab,a}$
RMa	49.63	66.96	38.37	77.18	30
JMa	90.7	-6.36	88.75	88.98	94
GMa	52.11	-69.73	9.44	70.37	172
G50BMa	45.03	-36.57	-28.47	46.36	218
BMa	36.65	23.19	-63.05	67.18	290
B50RMa	34.94	57.17	-44.26	72.31	322
NMa	18.01	0.0	0.0	0.0	0
WMa	95.41	0.0	0.0	0.0	0
RCIE	39.92	58.66	26.98	64.56	25
JCIE	81.26	-2.17	67.76	67.79	92
GCIE	52.23	-42.26	11.75	43.87	164
BCIE	30.57	1.15	-46.84	46.87	271

relative Inform. Technology (IT)
 $olvi3^* = 1.0 \ 1.0 \ 1.0 \ (1.0)$
 $cmyn3^* = 0.0 \ 0.0 \ 0.0 \ (0.0)$
 $olvi4^* = 1.0 \ 1.0 \ 1.0 \ 1.0$
 $cmyn4^* = 0.0 \ 0.0 \ 0.0 \ 0.0$

standard and adapted CIELAB
 $LAB^*LAB = 95.41 \ -0.97 \ 4.75$
 $LAB^*LABa = 95.41 \ 0.0 \ 0.0$
 $LAB^*TCHa = 99.99 \ 0.01 \ -$

relative CIELAB lab*
 $lab^*lab = 1.0 \ 0.0 \ 0.0$
 $lab^*tch = 1.0 \ 0.0 \ -$
 $lab^*nch = 0.0 \ 0.0 \ -$

relative Natural Colour (NC)
 $lab^*lrj = 1.0 \ 0.0 \ 0.0$
 $lab^*tce = 1.0 \ 0.0 \ -$
 $lab^*nce = 0.0 \ 0.0 \ -$

relative Inform. Technology (IT)
 $olvi3^* = 0.5 \ 0.5 \ 0.5 \ (1.0)$
 $cmyn3^* = 0.5 \ 0.5 \ 0.5 \ (0.0)$
 $olvi4^* = 1.0 \ 1.0 \ 1.0 \ 0.5$
 $cmyn4^* = 0.0 \ 0.0 \ 0.0 \ 0.5$

standard and adapted CIELAB
 $LAB^*LAB = 56.71 \ -0.23 \ 2.14$
 $LAB^*LABa = 56.71 \ 0.0 \ 0.0$
 $LAB^*TCHa = 50.0 \ 0.01 \ -$

relative CIELAB lab*
 $lab^*lab = 0.5 \ 0.0 \ 0.0$
 $lab^*tch = 0.5 \ 0.0 \ -$
 $lab^*nch = 0.5 \ 0.0 \ -$

relative Natural Colour (NC)
 $lab^*lrj = 0.5 \ 0.0 \ 0.0$
 $lab^*tce = 0.5 \ 0.0 \ -$
 $lab^*nce = 0.5 \ 0.0 \ -$

relative Inform. Technology (IT)
 $olvi3^* = 0.0 \ 0.0 \ 0.0 \ (1.0)$
 $cmyn3^* = 1.0 \ 1.0 \ 1.0 \ (0.0)$
 $olvi4^* = 1.0 \ 1.0 \ 1.0 \ 0.0$
 $cmyn4^* = 0.0 \ 0.0 \ 0.0 \ 1.0$

standard and adapted CIELAB
 $LAB^*LAB = 18.02 \ 0.5 \ -0.46$
 $LAB^*LABa = 18.02 \ 0.0 \ 0.0$
 $LAB^*TCHa = 0.01 \ 0.01 \ -$

relative CIELAB lab*
 $lab^*lab = 0.0 \ 0.0 \ 0.0$
 $lab^*tch = 0.0 \ 0.0 \ -$
 $lab^*nch = 1.0 \ 0.0 \ -$

relative Natural Colour (NC)
 $lab^*lrj = 0.0 \ 0.0 \ 0.0$
 $lab^*tce = 0.0 \ 0.0 \ -$
 $lab^*nce = 1.0 \ 0.0 \ -$

relative Inform. Technology (IT)
 $olvi3^* = 1.0 \ 0.5 \ 0.548 \ (1.0)$
 $cmyn3^* = 0.0 \ 0.5 \ 0.452 \ (0.0)$
 $olvi4^* = 1.0 \ 0.5 \ 0.549 \ 1.0$
 $cmyn4^* = 0.0 \ 0.5 \ 0.451 \ 0.0$

standard and adapted CIELAB
 $LAB^*LAB = 71.8 \ 32.47 \ 18.34$
 $LAB^*LABa = 71.8 \ 33.0 \ 15.17$
 $LAB^*TCHa = 75.0 \ 36.32 \ 24.7$

relative CIELAB lab*
 $lab^*lab = 0.695 \ 0.454 \ 0.209$
 $lab^*tch = 0.75 \ 0.5 \ 0.069$
 $lab^*nch = 0.0 \ 0.5 \ 0.069$

relative Natural Colour (NC)
 $lab^*lrj = 0.695 \ 0.5 \ 0.0$
 $lab^*tce = 0.75 \ 0.5 \ 1.0$
 $lab^*nce = 0.0 \ 0.5 \ 0.999$

relative Inform. Technology (IT)
 $olvi3^* = 0.5 \ 0.0 \ 0.048 \ (1.0)$
 $cmyn3^* = 0.5 \ 1.0 \ 0.952 \ (0.0)$
 $olvi4^* = 1.0 \ 0.5 \ 0.548 \ 0.5$
 $cmyn4^* = 0.0 \ 0.5 \ 0.452 \ 0.5$

standard and adapted CIELAB
 $LAB^*LAB = 33.11 \ 33.21 \ 15.74$
 $LAB^*LABa = 33.11 \ 33.0 \ 15.18$
 $LAB^*TCHa = 25.01 \ 36.33 \ 24.71$

relative CIELAB lab*
 $lab^*lab = 0.195 \ 0.454 \ 0.209$
 $lab^*tch = 0.25 \ 0.5 \ 0.069$
 $lab^*nch = 0.5 \ 0.5 \ 0.069$

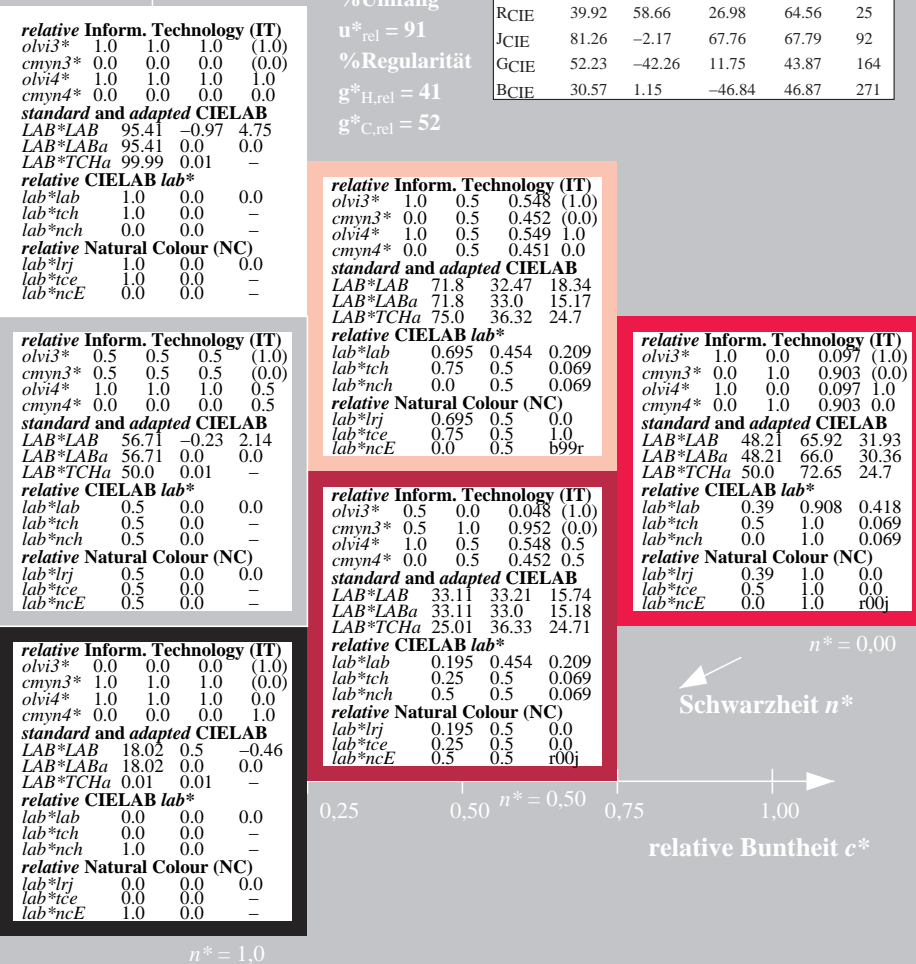
relative Natural Colour (NC)
 $lab^*lrj = 0.195 \ 0.5 \ 0.0$
 $lab^*tce = 0.25 \ 0.5 \ 0.0$
 $lab^*nce = 0.5 \ 0.5 \ 0.00j$

relative Inform. Technology (IT)
 $olvi3^* = 1.0 \ 0.0 \ 0.097 \ (1.0)$
 $cmyn3^* = 0.0 \ 1.0 \ 0.903 \ (0.0)$
 $olvi4^* = 1.0 \ 0.0 \ 0.097 \ 1.0$
 $cmyn4^* = 0.0 \ 1.0 \ 0.903 \ 0.0$

standard and adapted CIELAB
 $LAB^*LAB = 48.21 \ 65.92 \ 31.93$
 $LAB^*LABa = 48.21 \ 66.0 \ 30.36$
 $LAB^*TCHa = 50.0 \ 72.65 \ 24.7$

relative CIELAB lab*
 $lab^*lab = 0.39 \ 0.908 \ 0.418$
 $lab^*tch = 0.5 \ 1.0 \ 0.069$
 $lab^*nch = 0.0 \ 1.0 \ 0.069$

relative Natural Colour (NC)
 $lab^*lrj = 0.39 \ 1.0 \ 0.0$
 $lab^*tce = 0.5 \ 1.0 \ 0.0$
 $lab^*nce = 0.0 \ 1.0 \ 0.00j$



UG000-7, 3 stufige Reihen für konstanten CIELAB Buntton 25/360 = 0.069 (links)

3 stufige Reihen für konstanten CIELAB Buntton 25/360 = 0.069 (rechts)

BAM-Prüfvorlage UG00; Farbmétrik-Systeme ORS18 & MRS18 input: $cmv0^* \ setcmykcolor$

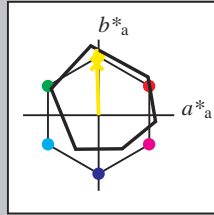
D65: 3stufige Farbreihen und Koordinatendaten für 10 Bunttöne output: $cmv0^* / 000n^* \ setcmykcolor$

Eingabe: Farbmétrisches Reflexions-System ORS18

für Buntton $h^* = lab^*h = 92/360 = 0.255$
 lab^*tch und lab^*nch

D65: Buntton J
 LCH*Ma: 86 88 92
 olv*Ma: 1.0 0.9 0.0


Dreiecks-Helligkeit t^*



ORS18; adaptierte CIELAB-Daten

	$L^*=L^*_a$	a^*_a	b^*_a	$C^*_{ab,a}$	$h^*_{ab,a}$
OMa	47.94	65.37	50.52	82.62	38
YMa	90.37	-10.27	91.77	92.34	96
LMa	50.9	-62.79	34.95	71.87	151
CMa	58.62	-30.35	-45.01	54.3	236
VMa	25.71	31.11	-44.42	54.24	305
MMa	48.13	75.27	-8.35	75.73	354
NMa	18.01	0.0	0.0	0.0	0
WMa	95.41	0.0	0.0	0.0	0
RCIE	39.92	58.66	26.98	64.56	25
JCIE	81.26	-2.17	67.76	67.79	92
GCIE	52.23	-42.26	11.75	43.87	164
BCIE	30.57	1.15	-46.84	46.87	271

%Umfang
 $u^*_{rel} = 93$
 %Regularität
 $g^*_{H,rel} = 57$
 $g^*_{C,rel} = 59$

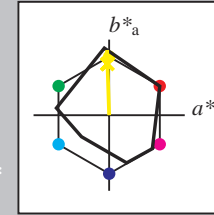


Ausgabe: Farbmétrisches Reflexions-System MRS18

für Buntton $h^* = lab^*h = 92/360 = 0.255$
 lab^*tch und lab^*nch

D65: Buntton J
 LCH*Ma: 89 86 92
 olv*Ma: 1.0 0.95 0.0

Dreiecks-Helligkeit t^*



relative Inform. Technology (IT)
 $olvi3^* = 1.0 \ 1.0 \ 1.0 \ (1.0)$
 $cmyn3^* = 0.0 \ 0.0 \ 0.0 \ (0.0)$
 $olvi4^* = 1.0 \ 1.0 \ 1.0 \ 1.0$
 $cmyn4^* = 0.0 \ 0.0 \ 0.0 \ 0.0$

standard and adapted CIELAB
 $LAB^*LAB = 95.41 \ -0.97 \ 4.75$
 $LAB^*LABa = 95.41 \ 0.0 \ 0.0$
 $LAB^*TCHa = 99.99 \ 0.01 \ -$

relative CIELAB lab*
 $lab^*lab = 1.0 \ 0.0 \ 0.0$
 $lab^*tch = 1.0 \ 0.0 \ -$
 $lab^*nch = 0.0 \ 0.0 \ -$

relative Natural Colour (NC)
 $lab^*lrj = 1.0 \ 0.0 \ 0.0$
 $lab^*tce = 1.0 \ 0.0 \ -$
 $lab^*nce = 0.0 \ 0.0 \ -$

relative Inform. Technology (IT)
 $olvi3^* = 0.5 \ 0.5 \ 0.5 \ (1.0)$
 $cmyn3^* = 0.5 \ 0.5 \ 0.5 \ (0.0)$
 $olvi4^* = 1.0 \ 1.0 \ 1.0 \ 0.5$
 $cmyn4^* = 0.0 \ 0.0 \ 0.0 \ 0.5$

standard and adapted CIELAB
 $LAB^*LAB = 56.71 \ -0.23 \ 2.14$
 $LAB^*LABa = 56.71 \ 0.0 \ 0.0$
 $LAB^*TCHa = 50.0 \ 0.01 \ -$

relative CIELAB lab*
 $lab^*lab = 0.5 \ 0.0 \ 0.0$
 $lab^*tch = 0.5 \ 0.0 \ -$
 $lab^*nch = 0.5 \ 0.0 \ -$

relative Natural Colour (NC)
 $lab^*lrj = 0.5 \ 0.0 \ 0.0$
 $lab^*tce = 0.5 \ 0.0 \ -$
 $lab^*nce = 0.5 \ 0.0 \ -$

relative Inform. Technology (IT)
 $olvi3^* = 0.0 \ 0.0 \ 0.0 \ (1.0)$
 $cmyn3^* = 1.0 \ 1.0 \ 1.0 \ (0.0)$
 $olvi4^* = 1.0 \ 1.0 \ 1.0 \ 1.0$
 $cmyn4^* = 0.0 \ 0.0 \ 0.0 \ 1.0$

standard and adapted CIELAB
 $LAB^*LAB = 18.02 \ 0.5 \ -0.46$
 $LAB^*LABa = 18.02 \ 0.0 \ 0.0$
 $LAB^*TCHa = 0.01 \ 0.01 \ -$

relative CIELAB lab*
 $lab^*lab = 0.0 \ 0.0 \ 0.0$
 $lab^*tch = 0.0 \ 0.0 \ -$
 $lab^*nch = 1.0 \ 0.0 \ -$

relative Natural Colour (NC)
 $lab^*lrj = 0.0 \ 0.0 \ 0.0$
 $lab^*tce = 0.0 \ 0.0 \ -$
 $lab^*nce = 1.0 \ 0.0 \ -$

%Umfang
 $u^*_{rel} = 91$
 %Regularität
 $g^*_{H,rel} = 41$
 $g^*_{C,rel} = 52$

relative Inform. Technology (IT)
 $olvi3^* = 1.0 \ 0.976 \ 0.5 \ (1.0)$
 $cmyn3^* = 0.0 \ 0.024 \ 0.5 \ (0.0)$
 $olvi4^* = 1.0 \ 0.976 \ 0.5 \ 1.0$
 $cmyn4^* = 0.0 \ 0.024 \ 0.5 \ 0.0$

standard and adapted CIELAB
 $LAB^*LAB = 92.04 \ -2.3 \ 47.67$
 $LAB^*LABa = 92.04 \ -1.39 \ 43.14$
 $LAB^*TCHa = 75.0 \ 43.16 \ 91.85$

relative CIELAB lab*
 $lab^*lab = 0.957 \ -0.015 \ 0.5$
 $lab^*tch = 0.75 \ 0.5 \ 0.255$
 $lab^*nch = 0.0 \ 0.5 \ 0.255$

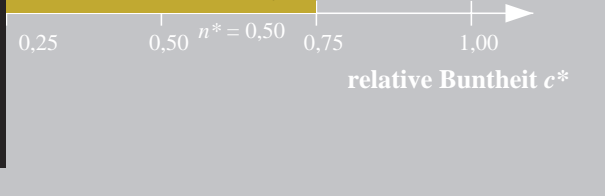
relative Natural Colour (NC)
 $lab^*lrj = 0.957 \ 0.0 \ 0.5$
 $lab^*tce = 0.75 \ 0.5 \ 0.25$
 $lab^*nce = 0.0 \ 0.5 \ j00g$

relative Inform. Technology (IT)
 $olvi3^* = 0.5 \ 0.476 \ 0.0 \ (1.0)$
 $cmyn3^* = 0.5 \ 0.524 \ 1.0 \ (0.0)$
 $olvi4^* = 1.0 \ 0.976 \ 0.5 \ 0.5$
 $cmyn4^* = 0.0 \ 0.024 \ 0.5 \ 0.5$

standard and adapted CIELAB
 $LAB^*LAB = 53.35 \ -1.55 \ 45.05$
 $LAB^*LABa = 53.35 \ -1.38 \ 43.13$
 $LAB^*TCHa = 25.01 \ 43.16 \ 91.84$

relative CIELAB lab*
 $lab^*lab = 0.457 \ -0.015 \ 0.5$
 $lab^*tch = 0.25 \ 0.5 \ 0.255$
 $lab^*nch = 0.5 \ 0.5 \ 0.255$

relative Natural Colour (NC)
 $lab^*lrj = 0.457 \ 0.0 \ 0.5$
 $lab^*tce = 0.25 \ 0.5 \ 0.25$
 $lab^*nce = 0.5 \ 0.5 \ j99j$



Siehe ähnliche Dateien: <http://www.ps.bam.de/UG00/>
 Technische Information: <http://www.ps.bam.de> Version 2.1, io=0.0, CIEXYZ

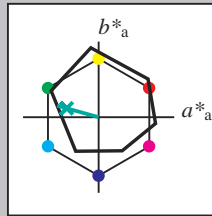
BAM-Registrierung: 20060101-UG00/10Q/Q00G07FP.PS/.PDF BAM-Material: Code=rh4ta
 Anwendung für Beurteilung und Messung von Drucker- oder Monitorssystemen, Yr=2.5, XYZ
 /UG00/ Form: 8/10, Serie: 1/1, Seite: 8 Seite/hung 8

Eingabe: Farbmétrisches Reflexions-System ORS18

für Buntton $h^* = lab^*h = 164/360 = 0.457$
 lab^*tch und lab^*nch

D65: Buntton G
 LCH*Ma: 53 57 164
 olv*Ma: 0.0 1.0 0.25

Dreiecks-Helligkeit t^*



ORS18; adaptierte CIELAB-Daten

	$L^*=L^*_a$	a^*_a	b^*_a	$C^*_{ab,a}$	$h^*_{ab,a}$
OMa	47.94	65.37	50.52	82.62	38
YMa	90.37	-10.27	91.77	92.34	96
LMa	50.9	-62.79	34.95	71.87	151
CMa	58.62	-30.35	-45.01	54.3	236
VMa	25.71	31.11	-44.42	54.24	305
MMa	48.13	75.27	-8.35	75.73	354
NMa	18.01	0.0	0.0	0.0	0
WMa	95.41	0.0	0.0	0.0	0
RCIE	39.92	58.66	26.98	64.56	25
JCIE	81.26	-2.17	67.76	67.79	92
GCIE	52.23	-42.26	11.75	43.87	164
BCIE	30.57	1.15	-46.84	46.87	271

%Umfang
 $u^*_{rel} = 93$
 %Regularität
 $g^*_{H,rel} = 57$
 $g^*_{C,rel} = 59$

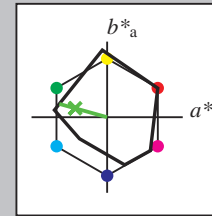


Ausgabe: Farbmétrisches Reflexions-System MRS18

für Buntton $h^* = lab^*h = 164/360 = 0.457$
 lab^*tch und lab^*nch

D65: Buntton G
 LCH*Ma: 56 66 164
 olv*Ma: 0.1 1.0 0.0

Dreiecks-Helligkeit t^*



relative Inform. Technology (IT)
 $olvi3^* = 1.0 \ 1.0 \ 1.0 \ (1.0)$
 $cmyn3^* = 0.0 \ 0.0 \ 0.0 \ (0.0)$
 $olvi4^* = 1.0 \ 1.0 \ 1.0 \ 1.0$
 $cmyn4^* = 0.0 \ 0.0 \ 0.0 \ 0.0$

standard and adapted CIELAB
 $LAB^*LAB = 95.41 \ -0.97 \ 4.75$
 $LAB^*LABa = 95.41 \ 0.0 \ 0.0$
 $LAB^*TCHa = 99.99 \ 0.01 \ -$

relative CIELAB lab*
 $lab^*lab = 1.0 \ 0.0 \ 0.0$
 $lab^*tch = 1.0 \ 0.0 \ -$
 $lab^*nch = 0.0 \ 0.0 \ -$

relative Natural Colour (NC)
 $lab^*lrj = 1.0 \ 0.0 \ 0.0$
 $lab^*tce = 1.0 \ 0.0 \ -$
 $lab^*nce = 0.0 \ 0.0 \ -$

relative Inform. Technology (IT)
 $olvi3^* = 0.5 \ 0.5 \ 0.5 \ (1.0)$
 $cmyn3^* = 0.5 \ 0.5 \ 0.5 \ (0.0)$
 $olvi4^* = 1.0 \ 1.0 \ 1.0 \ 0.5$
 $cmyn4^* = 0.0 \ 0.0 \ 0.0 \ 0.5$

standard and adapted CIELAB
 $LAB^*LAB = 56.71 \ -0.23 \ 2.14$
 $LAB^*LABa = 56.71 \ 0.0 \ 0.0$
 $LAB^*TCHa = 50.0 \ 0.01 \ -$

relative CIELAB lab*
 $lab^*lab = 0.5 \ 0.0 \ 0.0$
 $lab^*tch = 0.5 \ 0.0 \ -$
 $lab^*nch = 0.5 \ 0.0 \ -$

relative Natural Colour (NC)
 $lab^*lrj = 0.5 \ 0.0 \ 0.0$
 $lab^*tce = 0.5 \ 0.0 \ -$
 $lab^*nce = 0.5 \ 0.0 \ -$

%Umfang
 $u^*_{rel} = 91$
 %Regularität
 $g^*_{H,rel} = 41$
 $g^*_{C,rel} = 52$

relative Inform. Technology (IT)
 $olvi3^* = 0.551 \ 1.0 \ 0.5 \ (1.0)$
 $cmyn3^* = 0.449 \ 0.0 \ 0.5 \ (0.0)$
 $olvi4^* = 0.551 \ 1.0 \ 0.5 \ 1.0$
 $cmyn4^* = 0.449 \ 0.0 \ 0.5 \ 0.0$

standard and adapted CIELAB
 $LAB^*LAB = 75.74 \ -32.2 \ 12.22$
 $LAB^*LABa = 75.74 \ -31.6 \ 8.79$
 $LAB^*TCHa = 75.0 \ 32.81 \ 164.46$

relative CIELAB lab*
 $lab^*lab = 0.746 \ -0.481 \ 0.134$
 $lab^*tch = 0.75 \ 0.5 \ 0.457$
 $lab^*nch = 0.0 \ 0.5 \ 0.457$

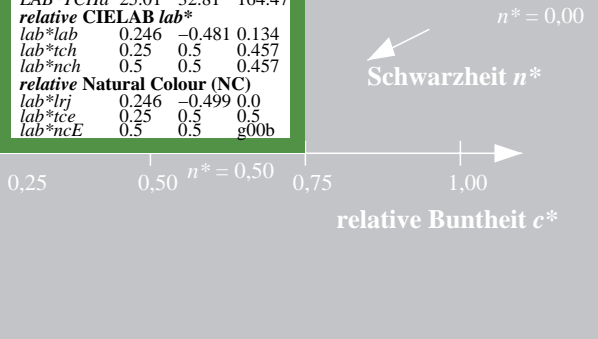
relative Natural Colour (NC)
 $lab^*lrj = 0.746 \ -0.499 \ 0.0$
 $lab^*tce = 0.75 \ 0.5 \ 0.5$
 $lab^*nce = 0.0 \ 0.5 \ 0.99g$

relative Inform. Technology (IT)
 $olvi3^* = 0.051 \ 0.5 \ 0.0 \ (1.0)$
 $cmyn3^* = 0.949 \ 0.5 \ 1.0 \ (0.0)$
 $olvi4^* = 0.551 \ 1.0 \ 0.5 \ 0.5$
 $cmyn4^* = 0.449 \ 0.0 \ 0.5 \ 0.5$

standard and adapted CIELAB
 $LAB^*LAB = 37.04 \ -31.6 \ 8.78$
 $LAB^*LABa = 37.04 \ 0.01 \ 32.81 \ 164.47$

relative CIELAB lab*
 $lab^*lab = 0.246 \ -0.481 \ 0.134$
 $lab^*tch = 0.25 \ 0.5 \ 0.457$
 $lab^*nch = 0.5 \ 0.5 \ 0.457$

relative Natural Colour (NC)
 $lab^*lrj = 0.246 \ -0.499 \ 0.0$
 $lab^*tce = 0.25 \ 0.5 \ 0.5$
 $lab^*nce = 0.5 \ 0.5 \ g00b$



MRS18; adaptierte CIELAB-Daten

	$L^*=L^*_a$	a^*_a	b^*_a	$C^*_{ab,a}$	$h^*_{ab,a}$
RMa	49.63	66.96	38.37	77.18	30
JMa	90.7	-6.36	88.75	88.98	94
GMa	52.11	-69.73	9.44	70.37	172
G50BMa	45.03	-36.57	-28.47	46.36	218
BMa	36.65	23.19	-63.05	67.18	290
B50RMa	34.94	57.17	-44.26	72.31	322
NMa	18.01	0.0	0.0	0.0	0
WMa	95.41	0.0	0.0	0.0	0
RCIE	39.92	58.66	26.98	64.56	25
JCIE	81.26	-2.17	67.76	67.79	92
GCIE	52.23	-42.26	11.75	43.87	164
BCIE	30.57	1.15	-46.84	46.87	271

relative Inform. Technology (IT)
 $olvi3^* = 0.103 \ 1.0 \ 0.0 \ (1.0)$
 $cmyn3^* = 0.897 \ 0.0 \ 1.0 \ (0.0)$
 $olvi4^* = 0.103 \ 1.0 \ 0.0 \ 1.0$
 $cmyn4^* = 0.897 \ 0.0 \ 1.0 \ 0.0$

standard and adapted CIELAB
 $LAB^*LAB = 56.07 \ -63.44 \ 19.68$
 $LAB^*LABa = 56.07 \ -63.21 \ 17.58$
 $LAB^*TCHa = 50.0 \ 65.62 \ 164.46$

relative CIELAB lab*
 $lab^*lab = 0.492 \ -0.962 \ 0.268$
 $lab^*tch = 0.5 \ 1.0 \ 0.457$
 $lab^*nch = 0.0 \ 1.0 \ 0.457$

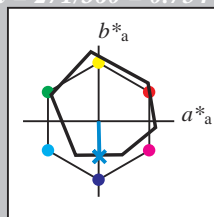
relative Natural Colour (NC)
 $lab^*lrj = 0.492 \ -0.999 \ 0.0$
 $lab^*tce = 0.5 \ 1.0 \ 0.5$
 $lab^*nce = 0.0 \ 1.0 \ g00b$

Eingabe: Farbmétrisches Reflexions-System ORS18

für Buntton $h^* = lab^*h = 271/360 = 0.754$
 lab^*tch und lab^*nch

D65: Buntton B
 LCH*Ma: 42 45 271
 olv*Ma: 0.0 0.49 1.0

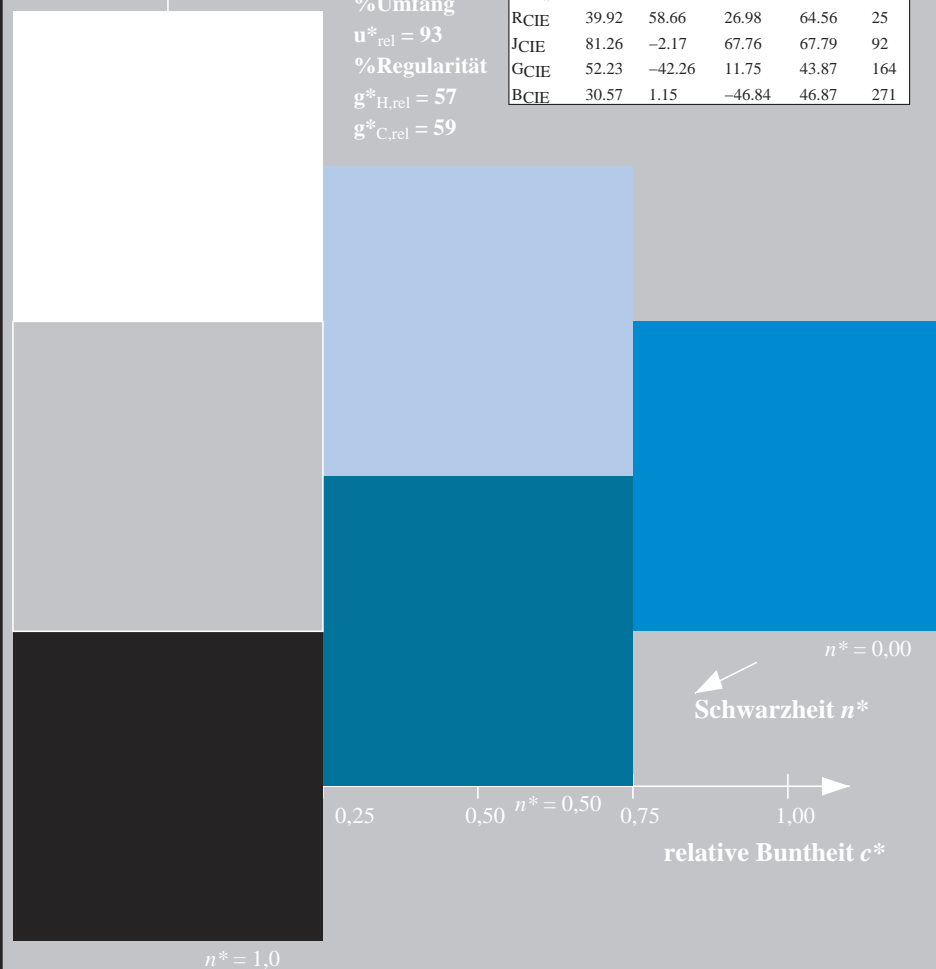
Dreiecks-Helligkeit t^*



ORS18; adaptierte CIELAB-Daten

	$L^*=L^*_a$	a^*_a	b^*_a	$C^*_{ab,a}$	$h^*_{ab,a}$
OMa	47.94	65.37	50.52	82.62	38
YMa	90.37	-10.27	91.77	92.34	96
LMa	50.9	-62.79	34.95	71.87	151
CMa	58.62	-30.35	-45.01	54.3	236
VMa	25.71	31.11	-44.42	54.24	305
MMa	48.13	75.27	-8.35	75.73	354
NMa	18.01	0.0	0.0	0.0	0
WMa	95.41	0.0	0.0	0.0	0
RCIE	39.92	58.66	26.98	64.56	25
JCIE	81.26	-2.17	67.76	67.79	92
GCIE	52.23	-42.26	11.75	43.87	164
BCIE	30.57	1.15	-46.84	46.87	271

%Umfang
 $u^*_{rel} = 93$
 %Regularität
 $g^*_{H,rel} = 57$
 $g^*_{C,rel} = 59$

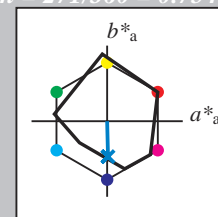


Ausgabe: Farbmétrisches Reflexions-System MRS18

für Buntton $h^* = lab^*h = 271/360 = 0.754$
 lab^*tch und lab^*nch

D65: Buntton B
 LCH*Ma: 40 50 271
 olv*Ma: 0.0 0.37 1.0

Dreiecks-Helligkeit t^*



MRS18; adaptierte CIELAB-Daten

	$L^*=L^*_a$	a^*_a	b^*_a	$C^*_{ab,a}$	$h^*_{ab,a}$
RMa	49.63	66.96	38.37	77.18	30
JMa	90.7	-6.36	88.75	88.98	94
GMa	52.11	-69.73	9.44	70.37	172
G50BMa	45.03	-36.57	-28.47	46.36	218
BMa	36.65	23.19	-63.05	67.18	290
B50RMa	34.94	57.17	-44.26	72.31	322
NMa	18.01	0.0	0.0	0.0	0
WMa	95.41	0.0	0.0	0.0	0
RCIE	39.92	58.66	26.98	64.56	25
JCIE	81.26	-2.17	67.76	67.79	92
GCIE	52.23	-42.26	11.75	43.87	164
BCIE	30.57	1.15	-46.84	46.87	271

%Umfang
 $u^*_{rel} = 91$
 %Regularität
 $g^*_{H,rel} = 41$
 $g^*_{C,rel} = 52$


relative Inform. Technology (IT)
 $olvi3^* = 1.0 \ 1.0 \ 1.0 \ (1.0)$
 $cmyn3^* = 0.0 \ 0.0 \ 0.0 \ (0.0)$
 $olvi4^* = 1.0 \ 1.0 \ 1.0 \ 1.0$
 $cmyn4^* = 0.0 \ 0.0 \ 0.0 \ 0.0$
standard and adapted CIELAB
 $LAB^*LAB = 95.41 \ -0.97 \ 4.75$
 $LAB^*LABa = 95.41 \ 0.0 \ 0.0$
 $LAB^*TCHa = 99.99 \ 0.01 \ -$
relative CIELAB lab*
 $lab^*lab = 1.0 \ 0.0 \ 0.0$
 $lab^*tch = 1.0 \ 0.0 \ -$
 $lab^*nch = 0.0 \ 0.0 \ -$
relative Natural Colour (NC)
 $lab^*lrj = 1.0 \ 0.0 \ 0.0$
 $lab^*tce = 1.0 \ 0.0 \ -$
 $lab^*nce = 0.0 \ 0.0 \ -$

relative Inform. Technology (IT)
 $olvi3^* = 0.5 \ 0.684 \ 1.0 \ (1.0)$
 $cmyn3^* = 0.5 \ 0.316 \ 0.0 \ (0.0)$
 $olvi4^* = 0.5 \ 0.684 \ 1.0 \ 1.0$
 $cmyn4^* = 0.5 \ 0.316 \ 0.0 \ 0.0$
standard and adapted CIELAB
 $LAB^*LAB = 67.57 \ 0.17 \ -22.28$
 $LAB^*LABa = 67.57 \ 0.61 \ -25.16$
 $LAB^*TCHa = 75.0 \ 25.18 \ 271.4$
relative CIELAB lab*
 $lab^*lab = 0.64 \ 0.012 \ -0.499$
 $lab^*tch = 0.75 \ 0.5 \ 0.754$
 $lab^*nch = 0.0 \ 0.5 \ 0.754$
relative Natural Colour (NC)
 $lab^*lrj = 0.64 \ 0.0 \ -0.499$
 $lab^*tce = 0.75 \ 0.5 \ 0.75$
 $lab^*nce = 0.0 \ 0.5 \ g99b$

relative Inform. Technology (IT)
 $olvi3^* = 0.5 \ 0.5 \ 0.5 \ (1.0)$
 $cmyn3^* = 0.5 \ 0.5 \ 0.5 \ (0.0)$
 $olvi4^* = 1.0 \ 1.0 \ 1.0 \ 0.5$
 $cmyn4^* = 0.0 \ 0.0 \ 0.0 \ 0.5$
standard and adapted CIELAB
 $LAB^*LAB = 56.71 \ -0.23 \ 2.14$
 $LAB^*LABa = 56.71 \ 0.0 \ 0.0$
 $LAB^*TCHa = 50.0 \ 0.01 \ -$
relative CIELAB lab*
 $lab^*lab = 0.5 \ 0.0 \ 0.0$
 $lab^*tch = 0.5 \ 0.0 \ -$
 $lab^*nch = 0.5 \ 0.0 \ -$
relative Natural Colour (NC)
 $lab^*lrj = 0.5 \ 0.0 \ 0.0$
 $lab^*tce = 0.5 \ 0.0 \ -$
 $lab^*nce = 0.5 \ 0.0 \ -$

relative Inform. Technology (IT)
 $olvi3^* = 0.0 \ 0.184 \ 0.5 \ (1.0)$
 $cmyn3^* = 1.0 \ 0.816 \ 0.5 \ (0.0)$
 $olvi4^* = 0.5 \ 0.684 \ 1.0 \ 0.5$
 $cmyn4^* = 0.5 \ 0.316 \ 0.0 \ 0.5$
standard and adapted CIELAB
 $LAB^*LAB = 28.87 \ 0.92 \ -24.9$
 $LAB^*LABa = 28.87 \ 0.62 \ -25.16$
 $LAB^*TCHa = 25.01 \ 25.18 \ 271.41$
relative CIELAB lab*
 $lab^*lab = 0.14 \ 0.012 \ -0.499$
 $lab^*tch = 0.25 \ 0.5 \ 0.754$
 $lab^*nch = 0.5 \ 0.5 \ 0.754$
relative Natural Colour (NC)
 $lab^*lrj = 0.14 \ 0.0 \ -0.499$
 $lab^*tce = 0.25 \ 0.5 \ 0.75$
 $lab^*nce = 0.5 \ 0.5 \ b00r$

relative Inform. Technology (IT)
 $olvi3^* = 0.0 \ 0.367 \ 1.0 \ (1.0)$
 $cmyn3^* = 1.0 \ 0.633 \ 0.0 \ (0.0)$
 $olvi4^* = 0.0 \ 0.367 \ 1.0 \ 1.0$
 $cmyn4^* = 1.0 \ 0.633 \ 0.0 \ 0.0$
standard and adapted CIELAB
 $LAB^*LAB = 39.73 \ 1.32 \ -49.33$
 $LAB^*LABa = 39.73 \ 1.23 \ -50.34$
 $LAB^*TCHa = 50.0 \ 50.36 \ 271.41$
relative CIELAB lab*
 $lab^*lab = 0.281 \ 0.025 \ -0.998$
 $lab^*tch = 0.5 \ 1.0 \ 0.754$
 $lab^*nch = 0.0 \ 1.0 \ 0.754$
relative Natural Colour (NC)
 $lab^*lrj = 0.281 \ 0.0 \ -0.999$
 $lab^*tce = 0.5 \ 1.0 \ 0.75$
 $lab^*nce = 0.0 \ 1.0 \ b00r$



relative Inform. Technology (IT)
 $olvi3^* = 0.0 \ 0.0 \ 0.0 \ (1.0)$
 $cmyn3^* = 1.0 \ 1.0 \ 1.0 \ (0.0)$
 $olvi4^* = 1.0 \ 1.0 \ 1.0 \ 0.0$
 $cmyn4^* = 0.0 \ 0.0 \ 0.0 \ 1.0$
standard and adapted CIELAB
 $LAB^*LAB = 18.02 \ 0.5 \ -0.46$
 $LAB^*LABa = 18.02 \ 0.0 \ 0.0$
 $LAB^*TCHa = 0.01 \ 0.01 \ -$
relative CIELAB lab*
 $lab^*lab = 0.0 \ 0.0 \ 0.0$
 $lab^*tch = 0.0 \ 0.0 \ -$
 $lab^*nch = 1.0 \ 0.0 \ -$
relative Natural Colour (NC)
 $lab^*lrj = 0.0 \ 0.0 \ 0.0$
 $lab^*tce = 0.0 \ 0.0 \ -$
 $lab^*nce = 1.0 \ 0.0 \ -$