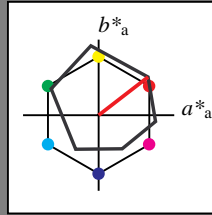


Eingabe: Farbmétrisches Reflexions-System ORS18

für Buntton $h^* = lab^*h = 38/360 = 0.105$
 lab^*tch und lab^*nch

D65: Buntton O
 LCH*Ma: 48 83 38
 olv*Ma: 1.0 0.0 0.0

Dreiecks-Helligkeit t^*



ORS18; adaptierte CIELAB-Daten

	$L^*=L^*_a$	a^*_a	b^*_a	$C^*_{ab,a}$	$h^*_{ab,a}$
YMa	47.94	65.37	50.52	82.62	38
OMa	90.37	-10.27	91.77	92.34	96
LMa	50.9	-62.79	34.95	71.87	151
CMa	58.62	-30.35	-45.01	54.3	236
VMa	25.71	31.11	-44.42	54.24	305
MMa	48.13	75.27	-8.35	75.73	354
NMa	18.01	0.0	0.0	0.0	0
WMa	95.41	0.0	0.0	0.0	0
RCIE	39.92	58.66	26.98	64.56	25
JCIE	81.26	-2.17	67.76	67.79	92
GCIE	52.23	-42.26	11.75	43.87	164
BCIE	30.57	1.15	-46.84	46.87	271

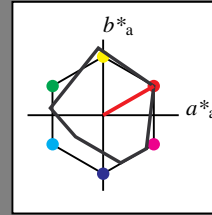
%Umfang
 $u^*_{rel} = 93$
 %Regularität
 $g^*_{H,rel} = 57$
 $g^*_{C,rel} = 59$

Ausgabe: Farbmétrisches Reflexions-System MRS18

für Buntton $h^* = lab^*h = 30/360 = 0.083$
 lab^*tch und lab^*nch

D65: Buntton R
 LCH*Ma: 50 77 30
 olv*Ma: 1.0 0.0 0.0

Dreiecks-Helligkeit t^*



MRS18; adaptierte CIELAB-Daten

	$L^*=L^*_a$	a^*_a	b^*_a	$C^*_{ab,a}$	$h^*_{ab,a}$
RMa	49.63	66.96	38.37	77.18	30
JMa	90.7	-6.36	88.75	88.98	94
GMa	52.11	-69.73	9.44	70.37	172
G50BMa	45.03	-36.57	-28.47	46.36	218
BMa	36.65	23.19	-63.05	67.18	290
B50RMa	34.94	57.17	-44.26	72.31	322
NMa	18.01	0.0	0.0	0.0	0
WMa	95.41	0.0	0.0	0.0	0
RCIE	39.92	58.66	26.98	64.56	25
JCIE	81.26	-2.17	67.76	67.79	92
GCIE	52.23	-42.26	11.75	43.87	164
BCIE	30.57	1.15	-46.84	46.87	271

%Umfang
 $u^*_{rel} = 91$
 %Regularität
 $g^*_{H,rel} = 41$
 $g^*_{C,rel} = 52$

relative Inform. Technology (IT)

olvi3*	1.0	1.0	1.0	(1.0)
cmyn3*	0.0	0.0	0.0	(0.0)
olvi4*	1.0	1.0	1.0	1.0
cmyn4*	0.0	0.0	0.0	0.0

standard and adapted CIELAB

LAB*LAB	95.41	-0.97	4.75
LAB*LABa	95.41	0.0	0.0
LAB*TCHa	99.99	0.01	-

relative CIELAB lab*

lab*lab	1.0	0.0	0.0
lab*tch	1.0	0.0	-
lab*nch	0.0	0.0	-

relative Natural Colour (NC)

lab*lrj	1.0	0.0	0.0
lab*tce	1.0	0.0	-
lab*nce	0.0	0.0	-

relative Inform. Technology (IT)

olvi3*	1.0	0.5	0.5	(1.0)
cmyn3*	0.0	0.5	0.5	(0.0)
olvi4*	1.0	0.5	0.5	1.0
cmyn4*	0.0	0.5	0.5	0.0

standard and adapted CIELAB

LAB*LAB	72.52	32.93	22.4
LAB*LABa	72.52	33.47	19.18
LAB*TCHa	75.0	38.58	29.82

relative CIELAB lab*

lab*lab	0.704	0.434	0.249
lab*tch	0.75	0.5	0.083
lab*nch	0.0	0.5	0.083

relative Natural Colour (NC)

lab*lrj	0.704	0.496	0.06
lab*tce	0.75	0.5	0.019
lab*nce	0.0	0.5	r07j

relative Inform. Technology (IT)

olvi3*	1.0	0.0	0.0	(1.0)
cmyn3*	0.0	1.0	1.0	(0.0)
olvi4*	1.0	0.0	0.0	1.0
cmyn4*	0.0	1.0	1.0	0.0

standard and adapted CIELAB

LAB*LAB	49.63	66.84	40.03
LAB*LABa	49.63	66.95	38.36
LAB*TCHa	50.0	77.16	29.82

relative CIELAB lab*

lab*lab	0.409	0.867	0.497
lab*tch	0.5	1.0	0.083
lab*nch	0.0	1.0	0.083

relative Natural Colour (NC)

lab*lrj	0.409	0.993	0.119
lab*tce	0.5	1.0	0.019
lab*nce	0.0	1.0	r07j

relative Inform. Technology (IT)

olvi3*	0.5	0.5	0.5	(1.0)
cmyn3*	0.5	0.5	0.5	(0.0)
olvi4*	1.0	1.0	1.0	0.5
cmyn4*	0.0	0.0	0.0	0.5

standard and adapted CIELAB

LAB*LAB	56.71	-0.23	2.14
LAB*LABa	56.71	0.0	0.0
LAB*TCHa	50.0	0.01	-

relative CIELAB lab*

lab*lab	0.5	0.0	0.0
lab*tch	0.5	0.0	-
lab*nch	0.5	0.0	-

relative Natural Colour (NC)

lab*lrj	0.5	0.0	0.0
lab*tce	0.5	0.0	-
lab*nce	0.5	0.0	-

relative Inform. Technology (IT)

olvi3*	0.5	0.0	0.0	(1.0)
cmyn3*	0.5	1.0	1.0	(0.0)
olvi4*	1.0	0.5	0.5	0.5
cmyn4*	0.0	0.5	0.5	0.5

standard and adapted CIELAB

LAB*LAB	33.82	33.67	19.79
LAB*LABa	33.82	33.47	19.18
LAB*TCHa	25.01	38.58	29.82

relative CIELAB lab*

lab*lab	0.204	0.434	0.249
lab*tch	0.25	0.5	0.083
lab*nch	0.5	0.5	0.083

relative Natural Colour (NC)

lab*lrj	0.204	0.496	0.06
lab*tce	0.25	0.5	0.019
lab*nce	0.5	0.5	r07j

relative Inform. Technology (IT)

olvi3*	0.0	0.0	0.0	(1.0)
cmyn3*	1.0	1.0	1.0	(0.0)
olvi4*	1.0	1.0	1.0	0.0
cmyn4*	0.0	0.0	0.0	1.0

standard and adapted CIELAB

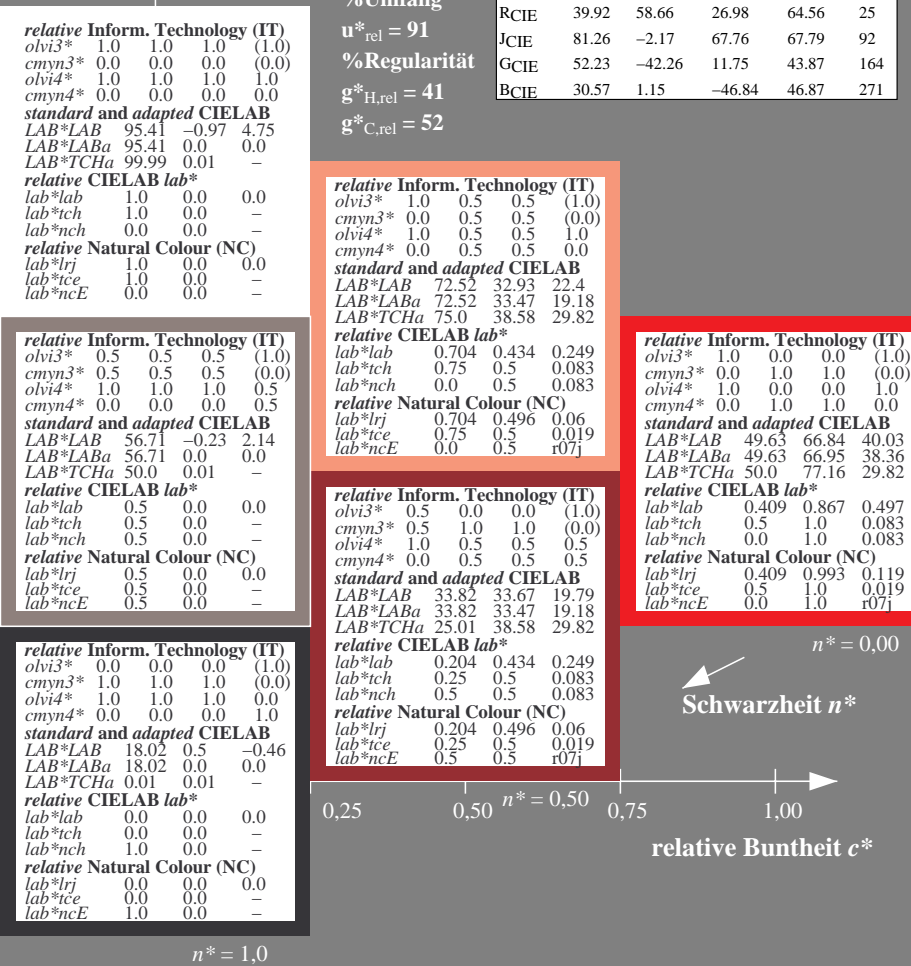
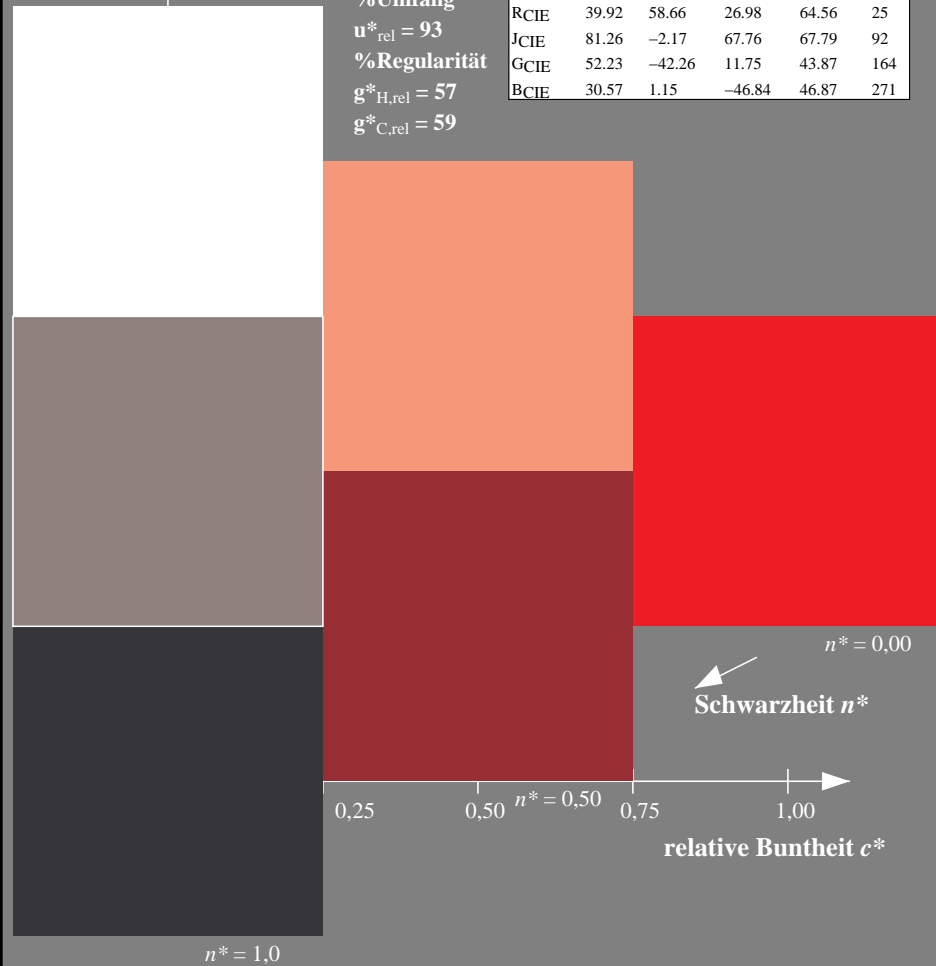
LAB*LAB	18.02	0.5	-0.46
LAB*LABa	18.02	0.0	0.0
LAB*TCHa	0.01	0.01	-

relative CIELAB lab*

lab*lab	0.0	0.0	0.0
lab*tch	0.0	0.0	-
lab*nch	1.0	0.0	-

relative Natural Colour (NC)

lab*lrj	0.0	0.0	0.0
lab*tce	0.0	0.0	-
lab*nce	1.0	0.0	-



UG000-7, 3 stufige Reihen für konstanten CIELAB Buntton 38/360 = 0.105 (links)

3 stufige Reihen für konstanten CIELAB Buntton 30/360 = 0.083 (rechts)

BAM-Prüfvorlage UG00; Farbmétrik-Systeme ORS18 & MRS18input: *cmly0* setcmlycolor*

D65: 3stufige Farbreihen und Koordinatendaten für 10 Bunttöne output: *no change compared to input*

Siehe ähnliche Dateien: <http://www.ps.bam.de/UG00/>
 Technische Information: <http://www.ps.bam.de> Version 2.1, io=0.0

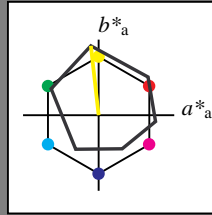
BAM-Registrierung: 20060101-UG00/10S/S00G00NP.PS/.PDF BAM-Material: Code=rh4ta
 Anwendung für Beurteilung und Messung von Drucker- oder Monitorssystemen
 /UG00/ Form: 1/10, Serie: 1/1, Seite: 1
 Seitenhang 1

Eingabe: Farbmétrisches Reflexions-System ORS18

für Buntton $h^* = lab^*h = 96/360 = 0.268$
 lab^*tch und lab^*nch

D65: Buntton Y
 LCH*Ma: 90 92 96
 olv*Ma: 1.0 1.0 0.0

Dreiecks-Helligkeit t^*



ORS18; adaptierte CIELAB-Daten

	$L^*=L^*_a$	a^*_a	b^*_a	$C^*_{ab,a}$	$h^*_{ab,a}$
YMa	47.94	65.37	50.52	82.62	38
OMa	90.37	-10.27	91.77	92.34	96
LMa	50.9	-62.79	34.95	71.87	151
CMa	58.62	-30.35	-45.01	54.3	236
VMa	25.71	31.11	-44.42	54.24	305
MMa	48.13	75.27	-8.35	75.73	354
NMa	18.01	0.0	0.0	0.0	0
WMa	95.41	0.0	0.0	0.0	0
RCIE	39.92	58.66	26.98	64.56	25
JCIE	81.26	-2.17	67.76	67.79	92
GCIE	52.23	-42.26	11.75	43.87	164
BCIE	30.57	1.15	-46.84	46.87	271

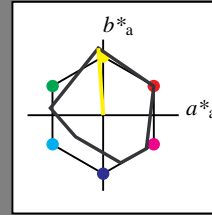
%Umfang
 $u^*_{rel} = 93$
 %Regularität
 $g^*_{H,rel} = 57$
 $g^*_{C,rel} = 59$

Ausgabe: Farbmétrisches Reflexions-System MRS18

für Buntton $h^* = lab^*h = 94/360 = 0.261$
 lab^*tch und lab^*nch

D65: Buntton J
 LCH*Ma: 91 89 94
 olv*Ma: 1.0 1.0 0.0

Dreiecks-Helligkeit t^*



MRS18; adaptierte CIELAB-Daten

	$L^*=L^*_a$	a^*_a	b^*_a	$C^*_{ab,a}$	$h^*_{ab,a}$
RMa	49.63	66.96	38.37	77.18	30
JMa	90.7	-6.36	88.75	88.98	94
GMa	52.11	-69.73	9.44	70.37	172
G50BMa	45.03	-36.57	-28.47	46.36	218
BMa	36.65	23.19	-63.05	67.18	290
B50RMa	34.94	57.17	-44.26	72.31	322
NMa	18.01	0.0	0.0	0.0	0
WMa	95.41	0.0	0.0	0.0	0
RCIE	39.92	58.66	26.98	64.56	25
JCIE	81.26	-2.17	67.76	67.79	92
GCIE	52.23	-42.26	11.75	43.87	164
BCIE	30.57	1.15	-46.84	46.87	271

%Umfang
 $u^*_{rel} = 91$
 %Regularität
 $g^*_{H,rel} = 41$
 $g^*_{C,rel} = 52$

relative Inform. Technology (IT)

olvi3*	1.0	1.0	1.0	(1.0)
cmyn3*	0.0	0.0	0.0	(0.0)
olvi4*	1.0	1.0	1.0	1.0
cmyn4*	0.0	0.0	0.0	0.0

standard and adapted CIELAB

LAB*LAB	95.41	-0.97	4.75
LAB*LABa	95.41	0.0	0.0
LAB*TCHa	99.99	0.01	-

relative CIELAB lab*

lab*lab	1.0	0.0	0.0
lab*tch	1.0	0.0	-
lab*nch	0.0	0.0	-

relative Natural Colour (NC)

lab*lrj	1.0	0.0	0.0
lab*tce	1.0	0.0	-
lab*nce	0.0	0.0	-

relative Inform. Technology (IT)

olvi3*	1.0	1.0	0.5	(1.0)
cmyn3*	0.0	0.0	0.5	(0.0)
olvi4*	1.0	1.0	1.0	1.0
cmyn4*	0.0	0.0	0.5	0.0

standard and adapted CIELAB

LAB*LAB	93.05	-4.11	48.97
LAB*LABa	93.05	-3.17	44.37
LAB*TCHa	75.0	44.48	94.1

relative CIELAB lab*

lab*lab	0.969	-0.035	0.499
lab*tch	0.75	0.5	0.261
lab*nch	0.0	0.5	0.261

relative Natural Colour (NC)

lab*lrj	0.969	-0.023	0.499
lab*tce	0.75	0.5	0.258
lab*nce	0.0	0.5	j03g

relative Inform. Technology (IT)

olvi3*	1.0	1.0	0.0	(1.0)
cmyn3*	0.0	0.0	1.0	(0.0)
olvi4*	1.0	1.0	0.0	1.0
cmyn4*	0.0	0.0	1.0	0.0

standard and adapted CIELAB

LAB*LAB	90.69	-7.25	93.17
LAB*LABa	90.69	-6.36	88.73
LAB*TCHa	50.0	88.96	94.1

relative CIELAB lab*

lab*lab	0.939	-0.071	0.997
lab*tch	0.5	1.0	0.261
lab*nch	0.0	1.0	0.261

relative Natural Colour (NC)

lab*lrj	0.939	-0.048	0.999
lab*tce	0.5	1.0	0.258
lab*nce	0.0	1.0	j03g

relative Inform. Technology (IT)

olvi3*	0.5	0.5	0.5	(1.0)
cmyn3*	0.5	0.5	0.5	(0.0)
olvi4*	1.0	1.0	1.0	0.5
cmyn4*	0.0	0.0	0.0	0.5

standard and adapted CIELAB

LAB*LAB	56.71	-0.23	2.14
LAB*LABa	56.71	0.0	0.0
LAB*TCHa	50.0	0.01	-

relative CIELAB lab*

lab*lab	0.5	0.0	0.0
lab*tch	0.5	0.0	-
lab*nch	0.5	0.0	-

relative Natural Colour (NC)

lab*lrj	0.5	0.0	0.0
lab*tce	0.5	0.0	-
lab*nce	0.5	0.0	-

relative Inform. Technology (IT)

olvi3*	0.5	0.5	0.0	(1.0)
cmyn3*	0.5	0.5	1.0	(0.0)
olvi4*	1.0	1.0	0.5	0.5
cmyn4*	0.0	0.0	0.5	0.5

standard and adapted CIELAB

LAB*LAB	54.35	-3.37	46.36
LAB*LABa	54.35	-3.17	44.37
LAB*TCHa	25.01	44.48	94.1

relative CIELAB lab*

lab*lab	0.47	-0.035	0.499
lab*tch	0.25	0.5	0.261
lab*nch	0.5	0.5	0.261

relative Natural Colour (NC)

lab*lrj	0.47	-0.023	0.499
lab*tce	0.25	0.5	0.258
lab*nce	0.5	0.5	j03g

relative Inform. Technology (IT)

olvi3*	0.0	0.0	0.0	(1.0)
cmyn3*	1.0	1.0	1.0	(0.0)
olvi4*	1.0	1.0	1.0	0.0
cmyn4*	0.0	0.0	0.0	1.0

standard and adapted CIELAB

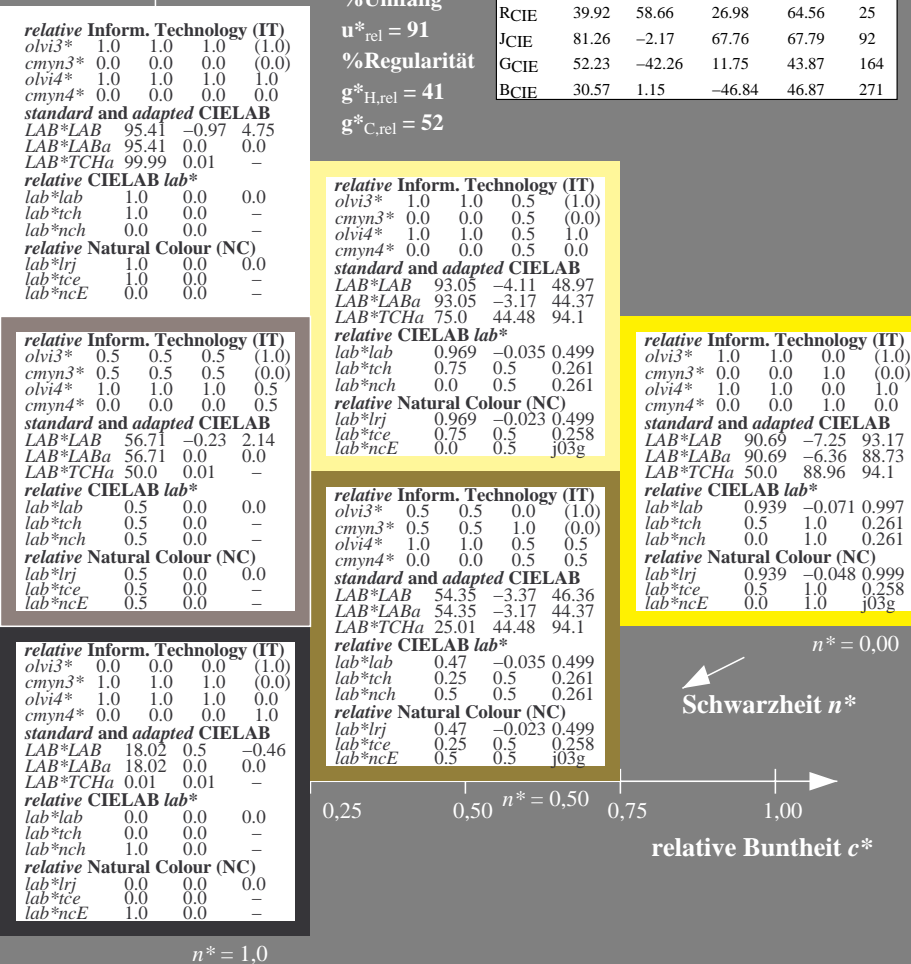

LAB*LAB	18.02	0.5	-0.46
LAB*LABa	18.02	0.0	0.0
LAB*TCHa	0.01	0.01	-

relative CIELAB lab*

lab*lab	0.0	0.0	0.0
lab*tch	0.0	0.0	-
lab*nch	1.0	0.0	-

relative Natural Colour (NC)

lab*lrj	0.0	0.0	0.0
lab*tce	0.0	0.0	-
lab*nce	1.0	0.0	-



UG000-7, 3 stufige Reihen für konstanten CIELAB Buntton 96/360 = 0.268 (links)

3 stufige Reihen für konstanten CIELAB Buntton 94/360 = 0.261 (rechts)

BAM-Prüfvorlage UG00; Farbmétrik-Systeme ORS18 & MRS18 input: *cmly0* setcmykcolor*

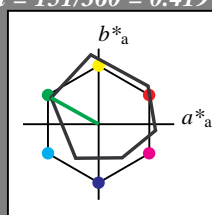
D65: 3stufige Farbreihen und Koordinatendaten für 10 Bunttöne output: *no change compared to input*

Eingabe: Farbmimetrisches Reflexions-System ORS18

für Buntton $h^* = lab^*h = 151/360 = 0.419$
 lab^*tch und lab^*nch

D65: Buntton L
 LCH*Ma: 51 72 151
 olv*Ma: 0.0 1.0 0.0

Dreiecks-Helligkeit t^*



ORS18; adaptierte CIELAB-Daten

	$L^*=L^*_a$	a^*_a	b^*_a	$C^*_{ab,a}$	$h^*_{ab,a}$
YMa	47.94	65.37	50.52	82.62	38
OMa	90.37	-10.27	91.77	92.34	96
LMa	50.9	-62.79	34.95	71.87	151
CMa	58.62	-30.35	-45.01	54.3	236
VMa	25.71	31.11	-44.42	54.24	305
MMa	48.13	75.27	-8.35	75.73	354
NMa	18.01	0.0	0.0	0.0	0
WMa	95.41	0.0	0.0	0.0	0
RCIE	39.92	58.66	26.98	64.56	25
JCIE	81.26	-2.17	67.76	67.79	92
GCIE	52.23	-42.26	11.75	43.87	164
BCIE	30.57	1.15	-46.84	46.87	271

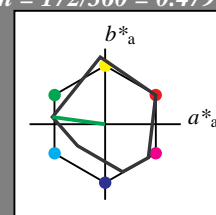
%Umfang
 $u^*_{rel} = 93$
 %Regularität
 $g^*_{H,rel} = 57$
 $g^*_{C,rel} = 59$

Ausgabe: Farbmimetrisches Reflexions-System MRS18

für Buntton $h^* = lab^*h = 172/360 = 0.479$
 lab^*tch und lab^*nch

D65: Buntton G
 LCH*Ma: 52 70 172
 olv*Ma: 0.0 1.0 0.0

Dreiecks-Helligkeit t^*



MRS18; adaptierte CIELAB-Daten

	$L^*=L^*_a$	a^*_a	b^*_a	$C^*_{ab,a}$	$h^*_{ab,a}$
RMa	49.63	66.96	38.37	77.18	30
JMa	90.7	-6.36	88.75	88.98	94
GMa	52.11	-69.73	9.44	70.37	172
G50BMa	45.03	-36.57	-28.47	46.36	218
BMa	36.65	23.19	-63.05	67.18	290
B50RMa	34.94	57.17	-44.26	72.31	322
NMa	18.01	0.0	0.0	0.0	0
WMa	95.41	0.0	0.0	0.0	0
RCIE	39.92	58.66	26.98	64.56	25
JCIE	81.26	-2.17	67.76	67.79	92
GCIE	52.23	-42.26	11.75	43.87	164
BCIE	30.57	1.15	-46.84	46.87	271

%Umfang
 $u^*_{rel} = 91$
 %Regularität
 $g^*_{H,rel} = 41$
 $g^*_{C,rel} = 52$

relative Inform. Technology (IT)

olvi3*	1.0	1.0	1.0	(1.0)
cmyn3*	0.0	0.0	0.0	(0.0)
olvi4*	1.0	1.0	1.0	1.0
cmyn4*	0.0	0.0	0.0	0.0

standard and adapted CIELAB

LAB*LAB	95.41	-0.97	4.75
LAB*LABa	95.41	0.0	0.0
LAB*TCHa	99.99	0.01	-

relative CIELAB lab*

lab*lab	1.0	0.0	0.0
lab*tch	1.0	0.0	-
lab*nch	0.0	0.0	-

relative Natural Colour (NC)

lab*lrj	1.0	0.0	0.0
lab*tce	1.0	0.0	-
lab*nce	0.0	0.0	-

relative Inform. Technology (IT)

olvi3*	0.5	1.0	0.5	(1.0)
cmyn3*	0.5	0.0	0.5	(0.0)
olvi4*	0.5	1.0	0.5	1.0
cmyn4*	0.5	0.0	0.5	0.0

standard and adapted CIELAB

LAB*LAB	73.75	-35.42	8.02
LAB*LABa	73.75	-34.85	4.72
LAB*TCHa	75.0	35.18	172.29

relative CIELAB lab*

lab*lab	0.72	-0.494	0.067
lab*tch	0.75	0.5	0.479
lab*nch	0.0	0.5	0.479

relative Natural Colour (NC)

lab*lrj	0.72	-0.496	-0.056
lab*tce	0.75	0.5	0.518
lab*nce	0.0	0.5	g07b

relative Inform. Technology (IT)

olvi3*	0.5	0.5	0.5	(1.0)
cmyn3*	0.5	0.5	0.5	(0.0)
olvi4*	1.0	1.0	1.0	0.5
cmyn4*	0.0	0.0	0.0	0.5

standard and adapted CIELAB

LAB*LAB	56.71	-0.23	2.14
LAB*LABa	56.71	0.0	0.0
LAB*TCHa	50.0	0.01	-

relative CIELAB lab*

lab*lab	0.5	0.0	0.0
lab*tch	0.5	0.0	-
lab*nch	0.5	0.0	-

relative Natural Colour (NC)

lab*lrj	0.5	0.0	0.0
lab*tce	0.5	0.0	-
lab*nce	0.5	0.0	-

relative Inform. Technology (IT)

olvi3*	0.0	0.5	0.0	(1.0)
cmyn3*	0.25	0.5	1.0	(0.0)
olvi4*	0.5	1.0	0.5	0.5
cmyn4*	0.5	0.0	0.5	0.5

standard and adapted CIELAB

LAB*LAB	35.06	-34.67	5.41
LAB*LABa	35.06	-34.85	4.72
LAB*TCHa	25.01	35.18	172.29

relative CIELAB lab*

lab*lab	0.22	-0.494	0.067
lab*tch	0.25	0.5	0.479
lab*nch	0.5	0.5	0.479

relative Natural Colour (NC)

lab*lrj	0.22	-0.496	-0.056
lab*tce	0.25	0.5	0.518
lab*nce	0.5	0.5	g07b

relative Inform. Technology (IT)

olvi3*	0.0	1.0	0.0	(1.0)
cmyn3*	1.0	0.0	1.0	(0.0)
olvi4*	0.0	1.0	0.0	1.0
cmyn4*	1.0	0.0	1.0	0.0

standard and adapted CIELAB

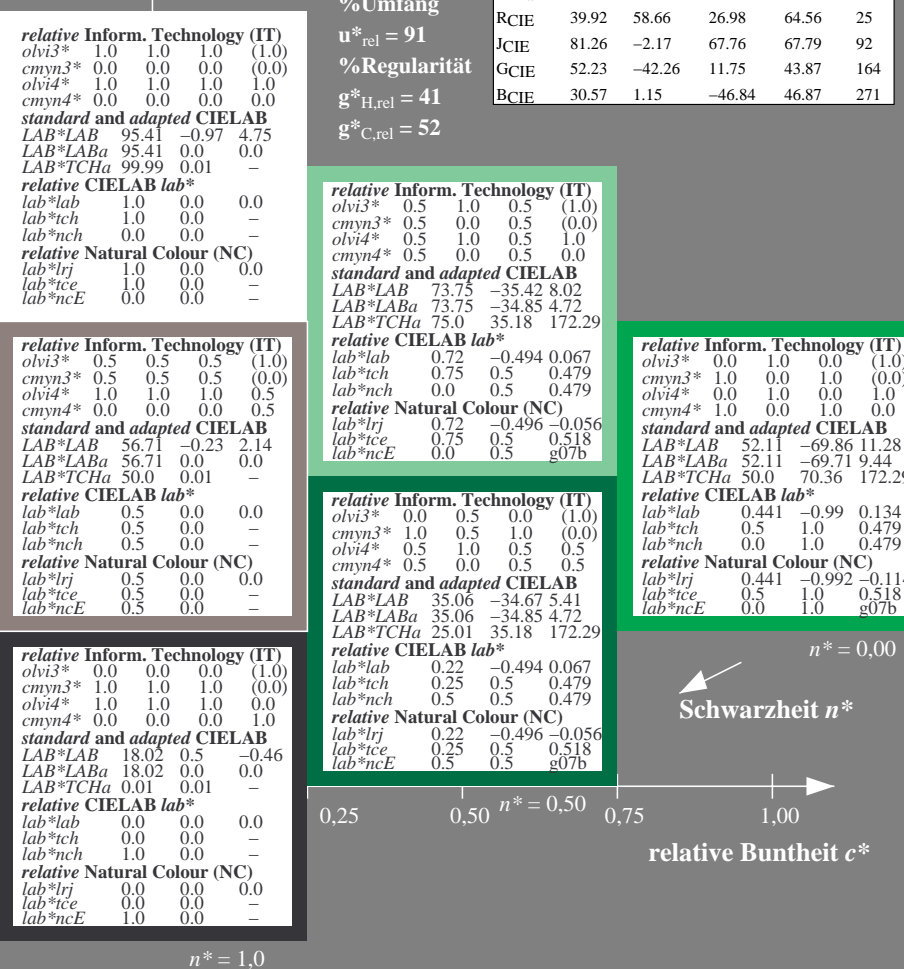
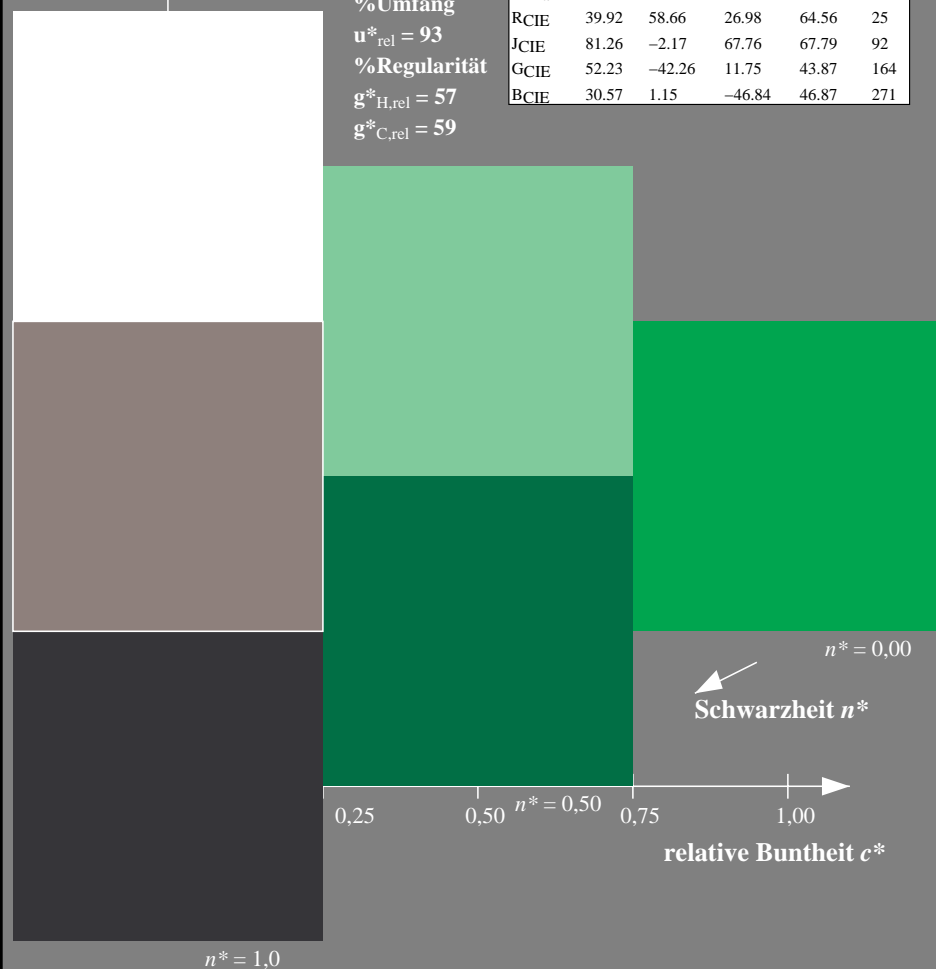
LAB*LAB	52.11	-69.86	11.28
LAB*LABa	52.11	-69.71	9.44
LAB*TCHa	50.0	70.36	172.29

relative CIELAB lab*

lab*lab	0.441	-0.99	0.134
lab*tch	0.5	1.0	0.479
lab*nch	0.0	1.0	0.479

relative Natural Colour (NC)

lab*lrj	0.441	-0.992	-0.114
lab*tce	0.5	1.0	0.518
lab*nce	0.0	1.0	g07b



UG000-7, 3 stufige Reihen für konstanten CIELAB Buntton 151/360 = 0.419 (links)

3 stufige Reihen für konstanten CIELAB Buntton 172/360 = 0.479 (rechts)

BAM-Prüfvorlage UG00; Farbmimetrik-Systeme ORS18 & MRS18 input: *cmly0* setcmlycolor*

D65: 3stufige Farbreihen und Koordinatendaten für 10 Bunttöne output: *no change compared to input*

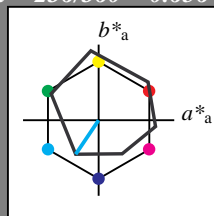
BAM-Registrierung: 20060101-UG00/10S/S00G02NP.PS/.PDF BAM-Material: Code=rh4ta
 Anwendung für Beurteilung und Messung von Drucker- oder Monitorssystemen
 /UG00/ Form: 3/10, Serie: 1/1, Seite: 3
 Seitenlung 3

Eingabe: Farbmétrisches Reflexions-System ORS18

für Buntton $h^* = lab^*h = 236/360 = 0.656$
 lab^*tch und lab^*nch

D65: Buntton C
 LCH*Ma: 59 54 236
 olv*Ma: 0.0 1.0 1.0

Dreiecks-Helligkeit t^*



ORS18; adaptierte CIELAB-Daten

	$L^*=L^*_a$	a^*_a	b^*_a	$C^*_{ab,a}$	$h^*_{ab,a}$
YMa	47.94	65.37	50.52	82.62	38
OMa	90.37	-10.27	91.77	92.34	96
LMa	50.9	-62.79	34.95	71.87	151
CMa	58.62	-30.35	-45.01	54.3	236
VMa	25.71	31.11	-44.42	54.24	305
MMa	48.13	75.27	-8.35	75.73	354
NMa	18.01	0.0	0.0	0.0	0
WMa	95.41	0.0	0.0	0.0	0
RCIE	39.92	58.66	26.98	64.56	25
JCIE	81.26	-2.17	67.76	67.79	92
GCIE	52.23	-42.26	11.75	43.87	164
BCIE	30.57	1.15	-46.84	46.87	271

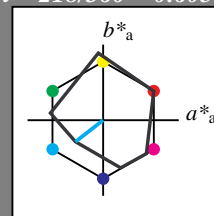
%Umfang
 $u^*_{rel} = 93$
 %Regularität
 $g^*_{H,rel} = 57$
 $g^*_{C,rel} = 59$

Ausgabe: Farbmétrisches Reflexions-System MRS18

für Buntton $h^* = lab^*h = 218/360 = 0.605$
 lab^*tch und lab^*nch

D65: Buntton G50B
 LCH*Ma: 45 46 218
 olv*Ma: 0.0 1.0 1.0

Dreiecks-Helligkeit t^*



MRS18; adaptierte CIELAB-Daten

	$L^*=L^*_a$	a^*_a	b^*_a	$C^*_{ab,a}$	$h^*_{ab,a}$
RMa	49.63	66.96	38.37	77.18	30
JMa	90.7	-6.36	88.75	88.98	94
GMa	52.11	-69.73	9.44	70.37	172
G50BMa	45.03	-36.57	-28.47	46.36	218
BMa	36.65	23.19	-63.05	67.18	290
B50RMa	34.94	57.17	-44.26	72.31	322
NMa	18.01	0.0	0.0	0.0	0
WMa	95.41	0.0	0.0	0.0	0
RCIE	39.92	58.66	26.98	64.56	25
JCIE	81.26	-2.17	67.76	67.79	92
GCIE	52.23	-42.26	11.75	43.87	164
BCIE	30.57	1.15	-46.84	46.87	271

%Umfang
 $u^*_{rel} = 91$
 %Regularität
 $g^*_{H,rel} = 41$
 $g^*_{C,rel} = 52$

relative Inform. Technology (IT)

olvi3*	1.0	1.0	1.0	(1.0)
cmyn3*	0.0	0.0	0.0	(0.0)
olvi4*	1.0	1.0	1.0	1.0
cmyn4*	0.0	0.0	0.0	0.0

standard and adapted CIELAB

LAB*LAB	95.41	-0.97	4.75
LAB*LABa	95.41	0.0	0.0
LAB*TCHa	99.99	0.01	-

relative CIELAB lab*

lab*lab	1.0	0.0	0.0
lab*tch	1.0	0.0	-
lab*nch	0.0	0.0	-

relative Natural Colour (NC)

lab*lrj	1.0	0.0	0.0
lab*tce	1.0	0.0	-
lab*nce	0.0	0.0	-

relative Inform. Technology (IT)

olvi3*	0.5	1.0	1.0	(1.0)
cmyn3*	0.5	0.0	0.0	(0.0)
olvi4*	0.5	1.0	1.0	1.0
cmyn4*	0.5	0.0	0.0	0.0

standard and adapted CIELAB

LAB*LAB	70.21	-18.77	-11.17
LAB*LABa	70.21	-18.27	-14.23
LAB*TCHa	75.0	23.17	217.91

relative CIELAB lab*

lab*lab	0.674	-0.393	-0.306
lab*tch	0.75	0.5	0.605
lab*nch	0.0	0.5	0.605

relative Natural Colour (NC)

lab*lrj	0.674	-0.353	-0.352
lab*tce	0.75	0.5	0.625
lab*nce	0.0	0.5	g49b

relative Inform. Technology (IT)

olvi3*	0.5	0.5	0.5	(1.0)
cmyn3*	0.5	0.5	0.5	(0.0)
olvi4*	1.0	1.0	1.0	0.5
cmyn4*	0.0	0.0	0.0	0.5

standard and adapted CIELAB

LAB*LAB	56.71	-0.23	2.14
LAB*LABa	56.71	0.0	0.0
LAB*TCHa	50.0	0.01	-

relative CIELAB lab*

lab*lab	0.5	0.0	0.0
lab*tch	0.5	0.0	-
lab*nch	0.5	0.0	-

relative Natural Colour (NC)

lab*lrj	0.5	0.0	0.0
lab*tce	0.5	0.0	-
lab*nce	0.5	0.0	-

relative Inform. Technology (IT)

olvi3*	0.0	0.5	0.5	(1.0)
cmyn3*	1.0	0.5	0.5	(0.0)
olvi4*	0.5	1.0	1.0	0.5
cmyn4*	0.5	0.0	0.0	0.5

standard and adapted CIELAB

LAB*LAB	31.52	-18.03	-13.78
LAB*LABa	31.52	-18.27	-14.23
LAB*TCHa	25.01	23.17	217.91

relative CIELAB lab*

lab*lab	0.175	-0.393	-0.306
lab*tch	0.25	0.5	0.605
lab*nch	0.5	0.5	0.605

relative Natural Colour (NC)

lab*lrj	0.175	-0.353	-0.352
lab*tce	0.25	0.5	0.625
lab*nce	0.5	0.5	g49b

relative Inform. Technology (IT)

olvi3*	0.0	1.0	1.0	(1.0)
cmyn3*	1.0	0.0	0.0	(0.0)
olvi4*	0.0	1.0	1.0	1.0
cmyn4*	1.0	0.0	0.0	0.0

standard and adapted CIELAB

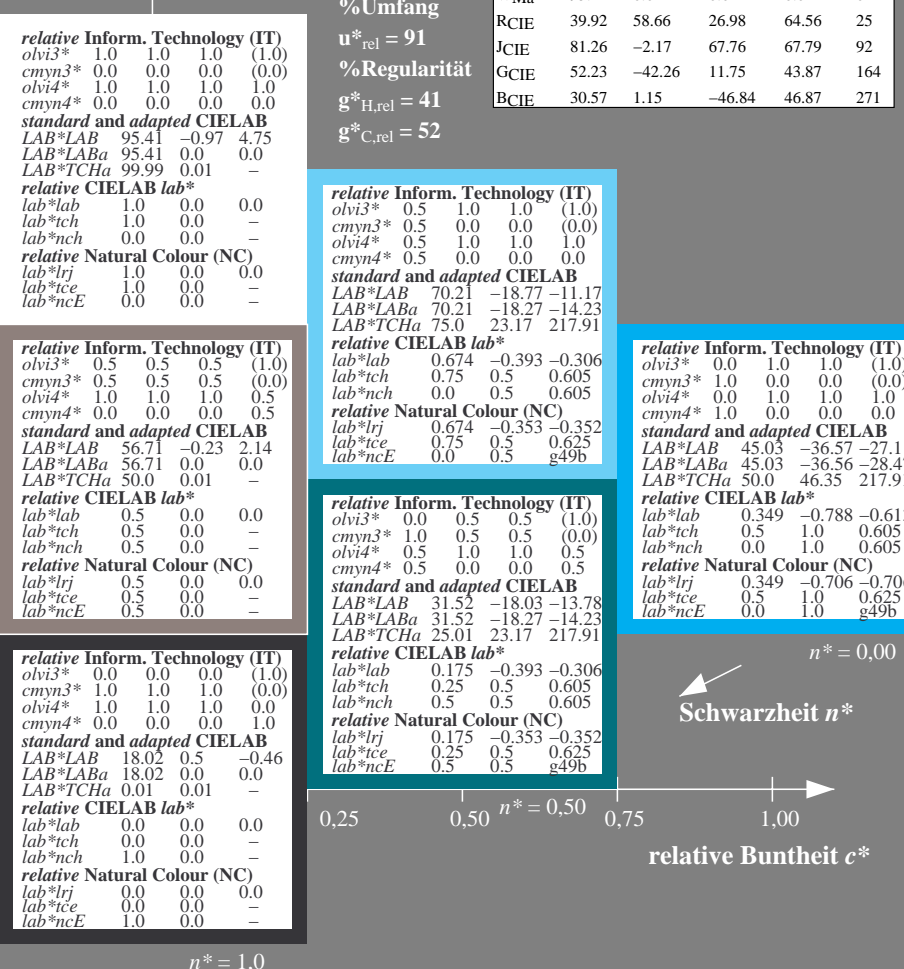
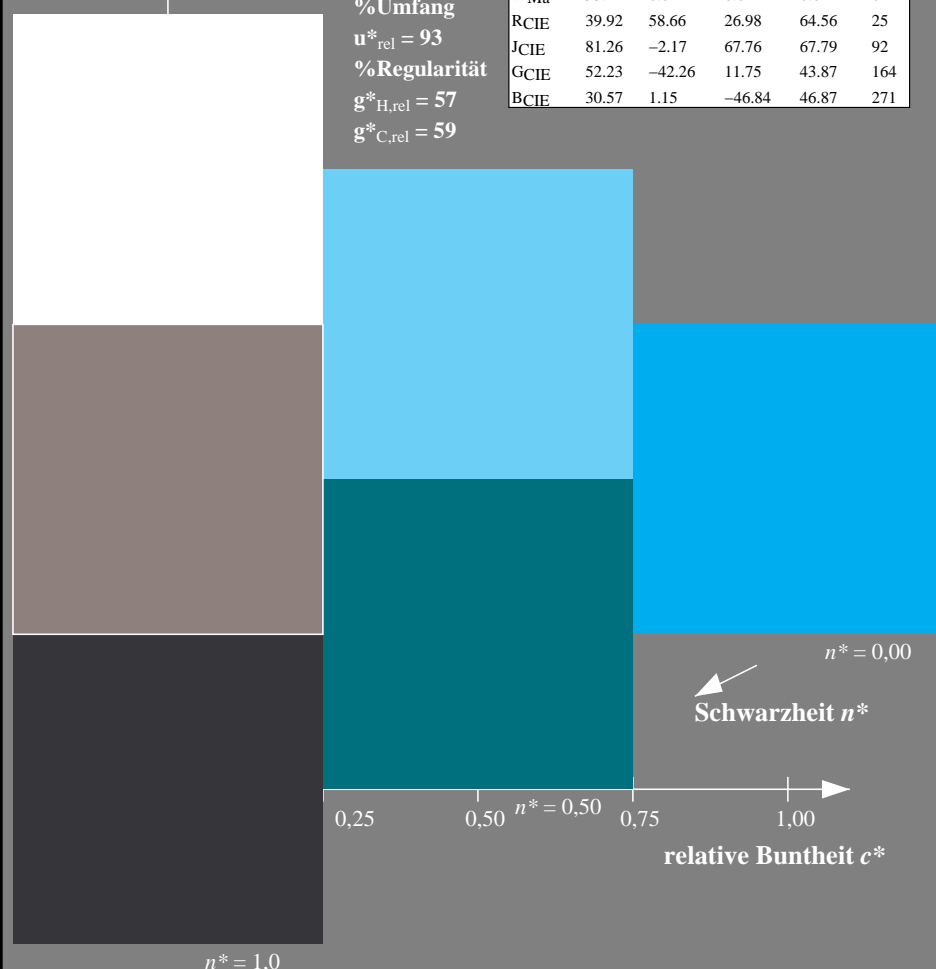
LAB*LAB	45.03	-36.57	-27.11
LAB*LABa	45.03	-36.56	-28.47
LAB*TCHa	50.0	46.35	217.91

relative CIELAB lab*

lab*lab	0.349	-0.788	-0.613
lab*tch	0.5	1.0	0.605
lab*nch	0.0	1.0	0.605

relative Natural Colour (NC)

lab*lrj	0.349	-0.706	-0.706
lab*tce	0.5	1.0	0.625
lab*nce	0.0	1.0	g49b



Siehe ähnliche Dateien: <http://www.ps.bam.de/UG00/>
 Technische Information: <http://www.ps.bam.de> Version 2.1, io=0,0

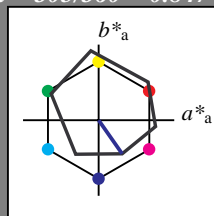
BAM-Registrierung: 20060101-UG00/10S/S00G03NP.PS/.PDF BAM-Material: Code=rh4ta
 Anwendung für Beurteilung und Messung von Drucker- oder Monitorssystemen
 /UG00/ Form: 4/10, Serie: 1/1, Seite: 4
 Seitenhang 4

Eingabe: Farbmétrisches Reflexions-System ORS18

für Buntton $h^* = lab^*h = 305/360 = 0.847$
 lab^*tch und lab^*nch

D65: Buntton V
 LCH*Ma: 26 54 305
 olv*Ma: 0.0 0.0 1.0

Dreiecks-Helligkeit t^*



ORS18; adaptierte CIELAB-Daten

	$L^*=L^*_a$	a^*_a	b^*_a	$C^*_{ab,a}$	$h^*_{ab,a}$
YMa	47.94	65.37	50.52	82.62	38
OMa	90.37	-10.27	91.77	92.34	96
LMa	50.9	-62.79	34.95	71.87	151
CMa	58.62	-30.35	-45.01	54.3	236
VMa	25.71	31.11	-44.42	54.24	305
MMa	48.13	75.27	-8.35	75.73	354
NMa	18.01	0.0	0.0	0.0	0
WMa	95.41	0.0	0.0	0.0	0
RCIE	39.92	58.66	26.98	64.56	25
JCIE	81.26	-2.17	67.76	67.79	92
GCIE	52.23	-42.26	11.75	43.87	164
BCIE	30.57	1.15	-46.84	46.87	271

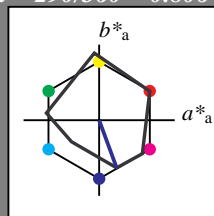
%Umfang
 $u^*_{rel} = 93$
 %Regularität
 $g^*_{H,rel} = 57$
 $g^*_{C,rel} = 59$

Ausgabe: Farbmétrisches Reflexions-System MRS18

für Buntton $h^* = lab^*h = 290/360 = 0.806$
 lab^*tch und lab^*nch

D65: Buntton B
 LCH*Ma: 37 67 290
 olv*Ma: 0.0 0.0 1.0

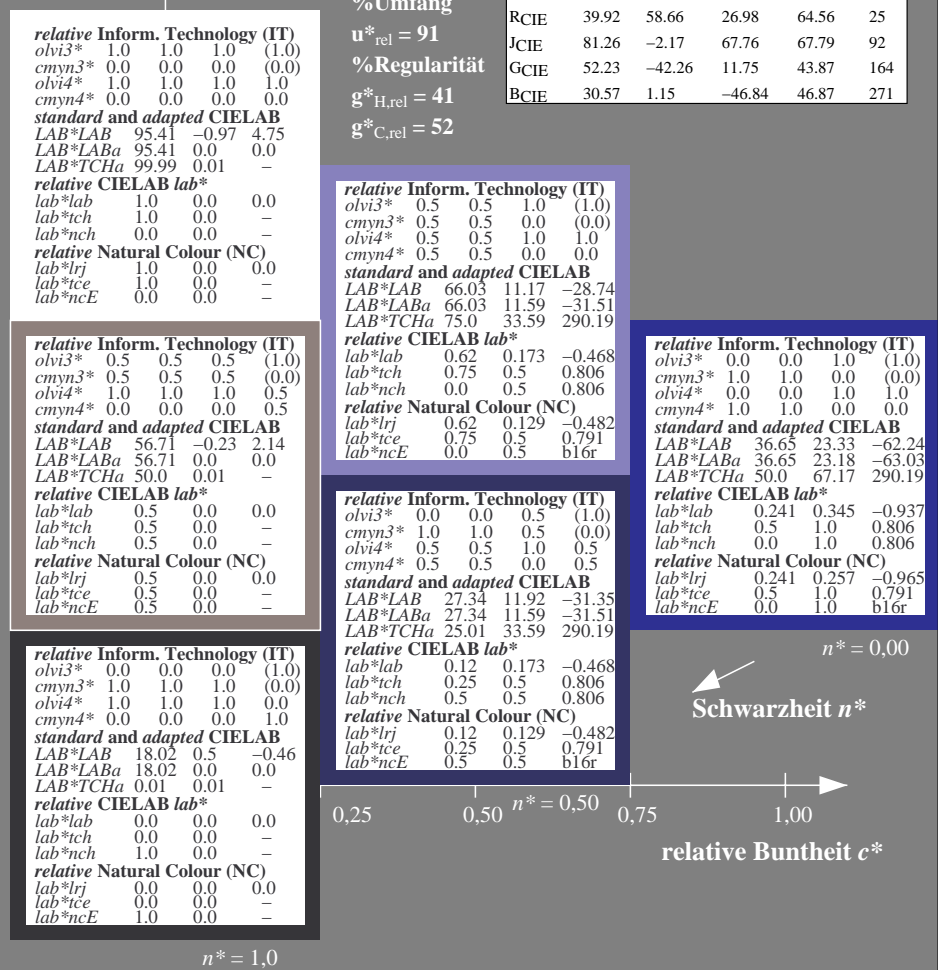

Dreiecks-Helligkeit t^*



MRS18; adaptierte CIELAB-Daten

	$L^*=L^*_a$	a^*_a	b^*_a	$C^*_{ab,a}$	$h^*_{ab,a}$
RMa	49.63	66.96	38.37	77.18	30
JMa	90.7	-6.36	88.75	88.98	94
GMa	52.11	-69.73	9.44	70.37	172
G50BMa	45.03	-36.57	-28.47	46.36	218
BMa	36.65	23.19	-63.05	67.18	290
B50RMa	34.94	57.17	-44.26	72.31	322
NMa	18.01	0.0	0.0	0.0	0
WMa	95.41	0.0	0.0	0.0	0
RCIE	39.92	58.66	26.98	64.56	25
JCIE	81.26	-2.17	67.76	67.79	92
GCIE	52.23	-42.26	11.75	43.87	164
BCIE	30.57	1.15	-46.84	46.87	271

%Umfang
 $u^*_{rel} = 91$
 %Regularität
 $g^*_{H,rel} = 41$
 $g^*_{C,rel} = 52$



relative Inform. Technology (IT)

olvi3*	1.0	1.0	1.0	(1.0)
cmyn3*	0.0	0.0	0.0	(0.0)
olvi4*	1.0	1.0	1.0	1.0
cmyn4*	0.0	0.0	0.0	0.0

standard and adapted CIELAB

LAB*LAB	95.41	-0.97	4.75
LAB*LABa	95.41	0.0	0.0
LAB*TCHa	99.99	0.01	-

relative CIELAB lab*

lab*lab	1.0	0.0	0.0
lab*tch	1.0	0.0	-
lab*nch	0.0	0.0	-

relative Natural Colour (NC)

lab*lrj	1.0	0.0	0.0
lab*tce	1.0	0.0	-
lab*nce	0.0	0.0	-

relative Inform. Technology (IT)

olvi3*	0.5	0.5	1.0	(1.0)
cmyn3*	0.5	0.5	0.0	(0.0)
olvi4*	0.5	0.5	1.0	1.0
cmyn4*	0.5	0.5	0.0	0.0

standard and adapted CIELAB

LAB*LAB	66.03	11.17	-28.74
LAB*LABa	66.03	11.59	-31.51
LAB*TCHa	75.0	33.59	290.19

relative CIELAB lab*

lab*lab	0.62	0.173	-0.468
lab*tch	0.75	0.5	0.806
lab*nch	0.0	0.5	0.806

relative Natural Colour (NC)

lab*lrj	0.62	0.129	-0.482
lab*tce	0.75	0.5	0.791
lab*nce	0.0	0.5	b16r

relative Inform. Technology (IT)

olvi3*	0.0	0.0	1.0	(1.0)
cmyn3*	1.0	1.0	0.0	(0.0)
olvi4*	0.0	0.0	1.0	1.0
cmyn4*	1.0	1.0	0.0	0.0

standard and adapted CIELAB

LAB*LAB	36.65	23.33	-62.24
LAB*LABa	36.65	23.18	-63.03
LAB*TCHa	50.0	67.17	290.19

relative CIELAB lab*

lab*lab	0.241	0.345	-0.937
lab*tch	0.5	1.0	0.806
lab*nch	0.0	1.0	0.806

relative Natural Colour (NC)

lab*lrj	0.241	0.257	-0.965
lab*tce	0.5	1.0	0.791
lab*nce	0.0	1.0	b16r

relative Inform. Technology (IT)

olvi3*	0.0	0.0	0.0	(1.0)
cmyn3*	1.0	1.0	1.0	(0.0)
olvi4*	1.0	1.0	1.0	0.0
cmyn4*	0.0	0.0	0.0	1.0

standard and adapted CIELAB

LAB*LAB	18.02	0.5	-0.46
LAB*LABa	18.02	0.0	0.0
LAB*TCHa	0.01	0.01	-

relative CIELAB lab*

lab*lab	0.0	0.0	0.0
lab*tch	0.0	0.0	-
lab*nch	1.0	0.0	-

relative Natural Colour (NC)

lab*lrj	0.0	0.0	0.0
lab*tce	0.0	0.0	-
lab*nce	1.0	0.0	-

relative Inform. Technology (IT)

olvi3*	0.0	0.0	0.5	(1.0)
cmyn3*	1.0	1.0	0.5	(0.0)
olvi4*	0.5	0.5	1.0	0.5
cmyn4*	0.5	0.5	0.0	0.5

standard and adapted CIELAB

LAB*LAB	27.34	11.92	-31.35
LAB*LABa	27.34	11.59	-31.51
LAB*TCHa	25.01	33.59	290.19

relative CIELAB lab*

lab*lab	0.12	0.173	-0.468
lab*tch	0.25	0.5	0.806
lab*nch	0.5	0.5	0.806

relative Natural Colour (NC)

lab*lrj	0.12	0.129	-0.482
lab*tce	0.25	0.5	0.791
lab*nce	0.5	0.5	b16r

UG000-7, 3 stufige Reihen für konstanten CIELAB Buntton 305/360 = 0.847 (links)

3 stufige Reihen für konstanten CIELAB Buntton 290/360 = 0.806 (rechts)

BAM-Prüfvorlage UG00; Farbmétrik-Systeme ORS18 & MRS18 input: *cmly0* setcmykcolor*

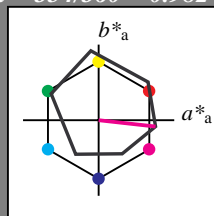
D65: 3stufige Farbreihen und Koordinatendaten für 10 Bunttöne output: *no change compared to input*

Eingabe: Farbmétrisches Reflexions-System ORS18

für Buntton $h^* = lab^*h = 354/360 = 0.982$
 lab^*tch und lab^*nch

D65: Buntton M
 LCH*Ma: 48 76 354
 olv*Ma: 1.0 0.0 1.0

Dreiecks-Helligkeit t^*



ORS18; adaptierte CIELAB-Daten

	$L^*=L^*_a$	a^*_a	b^*_a	$C^*_{ab,a}$	$h^*_{ab,a}$
YMa	47.94	65.37	50.52	82.62	38
OMa	90.37	-10.27	91.77	92.34	96
LMa	50.9	-62.79	34.95	71.87	151
CMa	58.62	-30.35	-45.01	54.3	236
VMa	25.71	31.11	-44.42	54.24	305
MMa	48.13	75.27	-8.35	75.73	354
NMa	18.01	0.0	0.0	0.0	0
WMa	95.41	0.0	0.0	0.0	0
RCIE	39.92	58.66	26.98	64.56	25
JCIE	81.26	-2.17	67.76	67.79	92
GCIE	52.23	-42.26	11.75	43.87	164
BCIE	30.57	1.15	-46.84	46.87	271

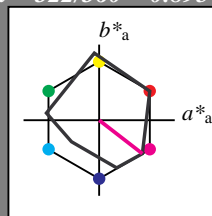
%Umfang
 $u^*_{rel} = 93$
 %Regularität
 $g^*_{H,rel} = 57$
 $g^*_{C,rel} = 59$

Ausgabe: Farbmétrisches Reflexions-System MRS18

für Buntton $h^* = lab^*h = 322/360 = 0.895$
 lab^*tch und lab^*nch

D65: Buntton B50R
 LCH*Ma: 35 72 322
 olv*Ma: 1.0 0.0 1.0

Dreiecks-Helligkeit t^*



MRS18; adaptierte CIELAB-Daten

	$L^*=L^*_a$	a^*_a	b^*_a	$C^*_{ab,a}$	$h^*_{ab,a}$
RMa	49.63	66.96	38.37	77.18	30
JMa	90.7	-6.36	88.75	88.98	94
GMa	52.11	-69.73	9.44	70.37	172
G50BMa	45.03	-36.57	-28.47	46.36	218
BMa	36.65	23.19	-63.05	67.18	290
B50RMa	34.94	57.17	-44.26	72.31	322
NMa	18.01	0.0	0.0	0.0	0
WMa	95.41	0.0	0.0	0.0	0
RCIE	39.92	58.66	26.98	64.56	25
JCIE	81.26	-2.17	67.76	67.79	92
GCIE	52.23	-42.26	11.75	43.87	164
BCIE	30.57	1.15	-46.84	46.87	271

%Umfang
 $u^*_{rel} = 91$
 %Regularität
 $g^*_{H,rel} = 41$
 $g^*_{C,rel} = 52$

relative Inform. Technology (IT)

olvi3*	1.0	1.0	1.0	(1.0)
cmyn3*	0.0	0.0	0.0	(0.0)
olvi4*	1.0	1.0	1.0	1.0
cmyn4*	0.0	0.0	0.0	0.0

standard and adapted CIELAB

LAB*LAB	95.41	-0.97	4.75
LAB*LABa	95.41	0.0	0.0
LAB*TCHa	99.99	0.01	-

relative CIELAB lab*

lab*lab	1.0	0.0	0.0
lab*tch	1.0	0.0	-
lab*nch	0.0	0.0	-

relative Natural Colour (NC)

lab*lrj	1.0	0.0	0.0
lab*tce	1.0	0.0	-
lab*nce	0.0	0.0	-

relative Inform. Technology (IT)

olvi3*	1.0	0.5	1.0	(1.0)
cmyn3*	0.0	0.5	0.0	(0.0)
olvi4*	1.0	0.5	1.0	1.0
cmyn4*	0.0	0.5	0.0	0.0

standard and adapted CIELAB

LAB*LAB	65.17	28.18	-19.4
LAB*LABa	65.17	28.58	-22.12
LAB*TCHa	75.0	36.15	322.25

relative CIELAB lab*

lab*lab	0.609	0.395	-0.305
lab*tch	0.75	0.5	0.895
lab*nch	0.0	0.5	0.895

relative Natural Colour (NC)

lab*lrj	0.609	0.324	-0.38
lab*tce	0.75	0.5	0.862
lab*nce	0.0	0.5	b44r

relative Inform. Technology (IT)

olvi3*	1.0	0.0	1.0	(1.0)
cmyn3*	0.0	1.0	0.0	(0.0)
olvi4*	1.0	0.0	1.0	1.0
cmyn4*	0.0	1.0	0.0	0.0

standard and adapted CIELAB

LAB*LAB	34.95	57.34	-43.57
LAB*LABa	34.95	57.16	-44.25
LAB*TCHa	50.0	72.29	322.25

relative CIELAB lab*

lab*lab	0.219	0.791	-0.611
lab*tch	0.5	1.0	0.895
lab*nch	0.0	1.0	0.895

relative Natural Colour (NC)

lab*lrj	0.219	0.648	-0.76
lab*tce	0.5	1.0	0.862
lab*nce	0.0	1.0	b44r

relative Inform. Technology (IT)

olvi3*	0.5	0.0	0.5	(1.0)
cmyn3*	0.5	1.0	0.5	(0.0)
olvi4*	1.0	0.5	1.0	0.5
cmyn4*	0.0	0.5	0.0	0.5

standard and adapted CIELAB

LAB*LAB	26.48	28.92	-22.01
LAB*LABa	26.48	28.58	-22.12
LAB*TCHa	25.01	36.15	322.25

relative CIELAB lab*

lab*lab	0.109	0.395	-0.305
lab*tch	0.25	0.5	0.895
lab*nch	0.5	0.5	0.895

relative Natural Colour (NC)

lab*lrj	0.109	0.324	-0.38
lab*tce	0.25	0.5	0.862
lab*nce	0.5	0.5	b44r

relative Inform. Technology (IT)

olvi3*	0.0	0.0	0.0	(1.0)
cmyn3*	1.0	1.0	1.0	(0.0)
olvi4*	1.0	1.0	1.0	0.0
cmyn4*	0.0	0.0	0.0	1.0

standard and adapted CIELAB

LAB*LAB	18.02	0.5	-0.46
LAB*LABa	18.02	0.0	0.0
LAB*TCHa	0.01	0.01	-

relative CIELAB lab*

lab*lab	0.0	0.0	0.0
lab*tch	0.0	0.0	-
lab*nch	1.0	0.0	-

relative Natural Colour (NC)

lab*lrj	0.0	0.0	0.0
lab*tce	0.0	0.0	-
lab*nce	1.0	0.0	-

relative Inform. Technology (IT)

olvi3*	0.5	0.0	0.5	(1.0)
cmyn3*	0.5	1.0	0.5	(0.0)
olvi4*	1.0	0.5	1.0	0.5
cmyn4*	0.0	0.5	0.0	0.5

standard and adapted CIELAB

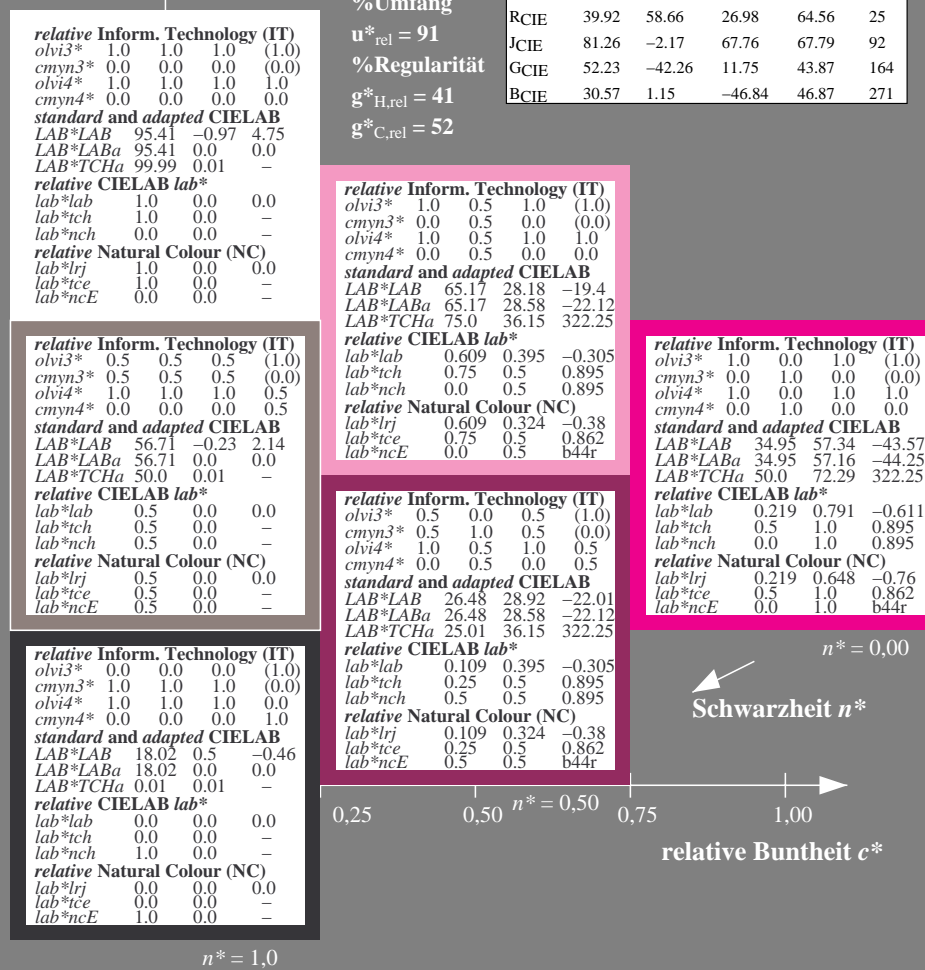
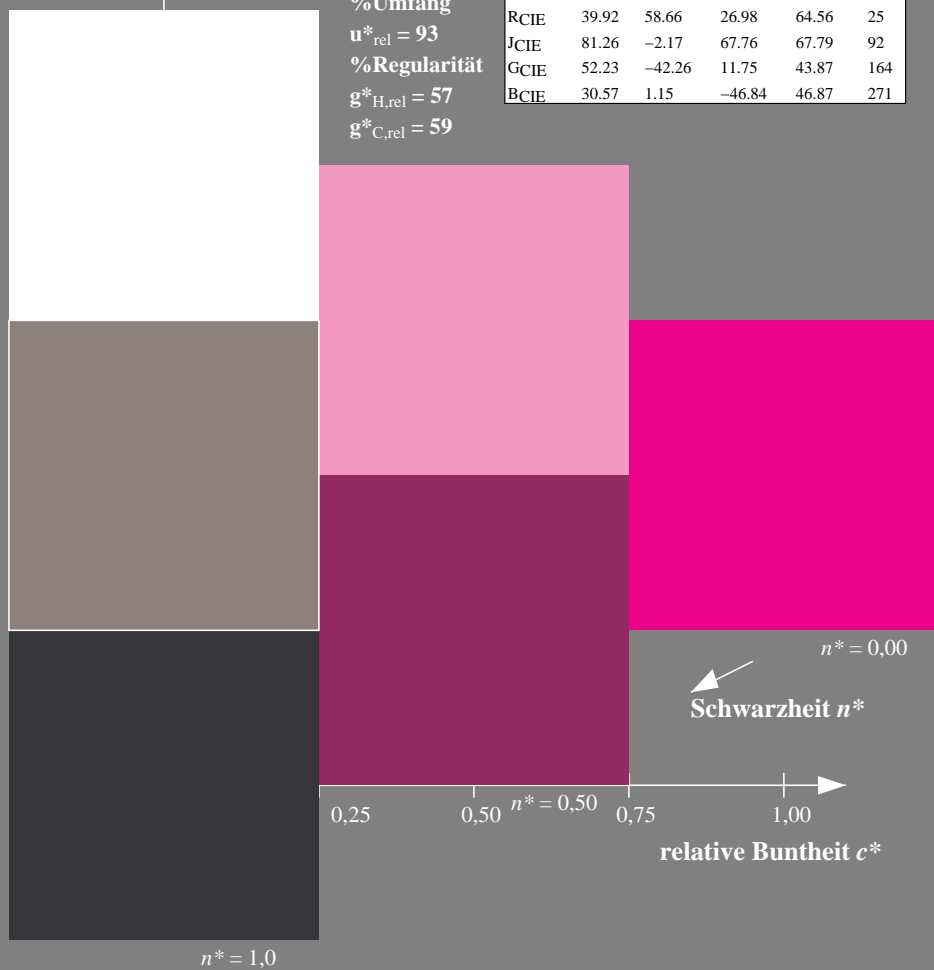
LAB*LAB	26.48	28.92	-22.01
LAB*LABa	26.48	28.58	-22.12
LAB*TCHa	25.01	36.15	322.25

relative CIELAB lab*

lab*lab	0.109	0.395	-0.305
lab*tch	0.25	0.5	0.895
lab*nch	0.5	0.5	0.895

relative Natural Colour (NC)

lab*lrj	0.109	0.324	-0.38
lab*tce	0.25	0.5	0.862
lab*nce	0.5	0.5	b44r



UG000-7, 3 stufige Reihen für konstanten CIELAB Buntton 354/360 = 0.982 (links)

3 stufige Reihen für konstanten CIELAB Buntton 322/360 = 0.895 (rechts)

BAM-Prüfvorlage UG00; Farbmétrik-Systeme ORS18 & MRS18 input: $cmY0^* setcmykcolor$

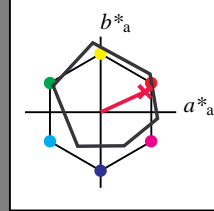
D65: 3stufige Farbreihen und Koordinatendaten für 10 Bunttöne output: *no change compared to input*

Eingabe: Farbmétrisches Reflexions-System ORS18

für Buntton $h^* = lab^*h = 25/360 = 0.069$
 lab^*tch und lab^*nch

D65: Buntton R
 LCH*Ma: 48 75 25
 olv*Ma: 1.0 0.0 0.32

Dreiecks-Helligkeit t^*



ORS18; adaptierte CIELAB-Daten

	$L^*=L^*_a$	a^*_a	b^*_a	$C^*_{ab,a}$	$h^*_{ab,a}$
YMa	47.94	65.37	50.52	82.62	38
OMa	90.37	-10.27	91.77	92.34	96
LMa	50.9	-62.79	34.95	71.87	151
CMa	58.62	-30.35	-45.01	54.3	236
VMa	25.71	31.11	-44.42	54.24	305
MMa	48.13	75.27	-8.35	75.73	354
NMa	18.01	0.0	0.0	0.0	0
WMa	95.41	0.0	0.0	0.0	0
RCIE	39.92	58.66	26.98	64.56	25
JCIE	81.26	-2.17	67.76	67.79	92
GCIE	52.23	-42.26	11.75	43.87	164
BCIE	30.57	1.15	-46.84	46.87	271

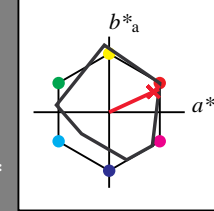
%Umfang
 $u^*_{rel} = 93$
 %Regularität
 $g^*_{H,rel} = 57$
 $g^*_{C,rel} = 59$

Ausgabe: Farbmétrisches Reflexions-System MRS18

für Buntton $h^* = lab^*h = 25/360 = 0.069$
 lab^*tch und lab^*nch

D65: Buntton R
 LCH*Ma: 48 73 25
 olv*Ma: 1.0 0.0 0.1

Dreiecks-Helligkeit t^*



MRS18; adaptierte CIELAB-Daten

	$L^*=L^*_a$	a^*_a	b^*_a	$C^*_{ab,a}$	$h^*_{ab,a}$
RMa	49.63	66.96	38.37	77.18	30
JMa	90.7	-6.36	88.75	88.98	94
GMa	52.11	-69.73	9.44	70.37	172
G50BMa	45.03	-36.57	-28.47	46.36	218
BMa	36.65	23.19	-63.05	67.18	290
B50RMa	34.94	57.17	-44.26	72.31	322
NMa	18.01	0.0	0.0	0.0	0
WMa	95.41	0.0	0.0	0.0	0
RCIE	39.92	58.66	26.98	64.56	25
JCIE	81.26	-2.17	67.76	67.79	92
GCIE	52.23	-42.26	11.75	43.87	164
BCIE	30.57	1.15	-46.84	46.87	271

%Umfang
 $u^*_{rel} = 91$
 %Regularität
 $g^*_{H,rel} = 41$
 $g^*_{C,rel} = 52$

relative Inform. Technology (IT)

olvi3*	1.0	1.0	1.0	(1.0)
cmyn3*	0.0	0.0	0.0	(0.0)
olvi4*	1.0	1.0	1.0	1.0
cmyn4*	0.0	0.0	0.0	0.0

standard and adapted CIELAB

LAB*LAB	95.41	-0.97	4.75
LAB*LABa	95.41	0.0	0.0
LAB*TCHa	99.99	0.01	-

relative CIELAB lab*

lab*lab	1.0	0.0	0.0
lab*tch	1.0	0.0	-
lab*nch	0.0	0.0	-

relative Natural Colour (NC)

lab*lrj	1.0	0.0	0.0
lab*tce	1.0	0.0	-
lab*nce	0.0	0.0	-

relative Inform. Technology (IT)

olvi3*	1.0	0.5	0.548	(1.0)
cmyn3*	0.0	0.5	0.452	(0.0)
olvi4*	1.0	0.5	0.549	1.0
cmyn4*	0.0	0.5	0.451	0.0

standard and adapted CIELAB

LAB*LAB	71.8	32.47	18.34
LAB*LABa	71.8	33.0	15.17
LAB*TCHa	75.0	36.32	24.7

relative CIELAB lab*

lab*lab	0.695	0.454	0.209
lab*tch	0.75	0.5	0.069
lab*nch	0.0	0.5	0.069

relative Natural Colour (NC)

lab*lrj	0.695	0.5	0.0
lab*tce	0.75	0.5	1.0
lab*nce	0.0	0.5	b99r

relative Inform. Technology (IT)

olvi3*	1.0	0.0	0.097	(1.0)
cmyn3*	0.0	1.0	0.903	(0.0)
olvi4*	1.0	0.0	0.097	1.0
cmyn4*	0.0	1.0	0.903	0.0

standard and adapted CIELAB

LAB*LAB	48.21	65.92	31.93
LAB*LABa	48.21	66.0	30.36
LAB*TCHa	50.0	72.65	24.7

relative CIELAB lab*

lab*lab	0.39	0.908	0.418
lab*tch	0.5	1.0	0.069
lab*nch	0.0	1.0	0.069

relative Natural Colour (NC)

lab*lrj	0.39	1.0	0.0
lab*tce	0.5	1.0	0.0
lab*nce	0.0	1.0	r00j

relative Inform. Technology (IT)

olvi3*	0.5	0.5	0.5	(1.0)
cmyn3*	0.5	0.5	0.5	(0.0)
olvi4*	1.0	1.0	1.0	0.5
cmyn4*	0.0	0.0	0.0	0.5

standard and adapted CIELAB

LAB*LAB	56.71	-0.23	2.14
LAB*LABa	56.71	0.0	0.0
LAB*TCHa	50.0	0.01	-

relative CIELAB lab*

lab*lab	0.5	0.0	0.0
lab*tch	0.5	0.0	-
lab*nch	0.5	0.0	-

relative Natural Colour (NC)

lab*lrj	0.5	0.0	0.0
lab*tce	0.5	0.0	-
lab*nce	0.5	0.0	-

relative Inform. Technology (IT)

olvi3*	0.5	0.0	0.048	(1.0)
cmyn3*	0.5	1.0	0.952	(0.0)
olvi4*	1.0	0.5	0.548	0.5
cmyn4*	0.0	0.5	0.452	0.5

standard and adapted CIELAB

LAB*LAB	33.11	33.21	15.74
LAB*LABa	33.11	33.0	15.18
LAB*TCHa	25.01	36.33	24.71

relative CIELAB lab*

lab*lab	0.195	0.454	0.209
lab*tch	0.25	0.5	0.069
lab*nch	0.5	0.5	0.069

relative Natural Colour (NC)

lab*lrj	0.195	0.5	0.0
lab*tce	0.25	0.5	0.0
lab*nce	0.5	0.5	r00j

relative Inform. Technology (IT)

olvi3*	0.0	0.0	0.0	(1.0)
cmyn3*	1.0	1.0	1.0	(0.0)
olvi4*	1.0	1.0	1.0	0.0
cmyn4*	0.0	0.0	0.0	1.0

standard and adapted CIELAB

LAB*LAB	18.02	0.5	-0.46
LAB*LABa	18.02	0.0	0.0
LAB*TCHa	0.01	0.01	-

relative CIELAB lab*

lab*lab	0.0	0.0	0.0
lab*tch	0.0	0.0	-
lab*nch	1.0	0.0	-

relative Natural Colour (NC)

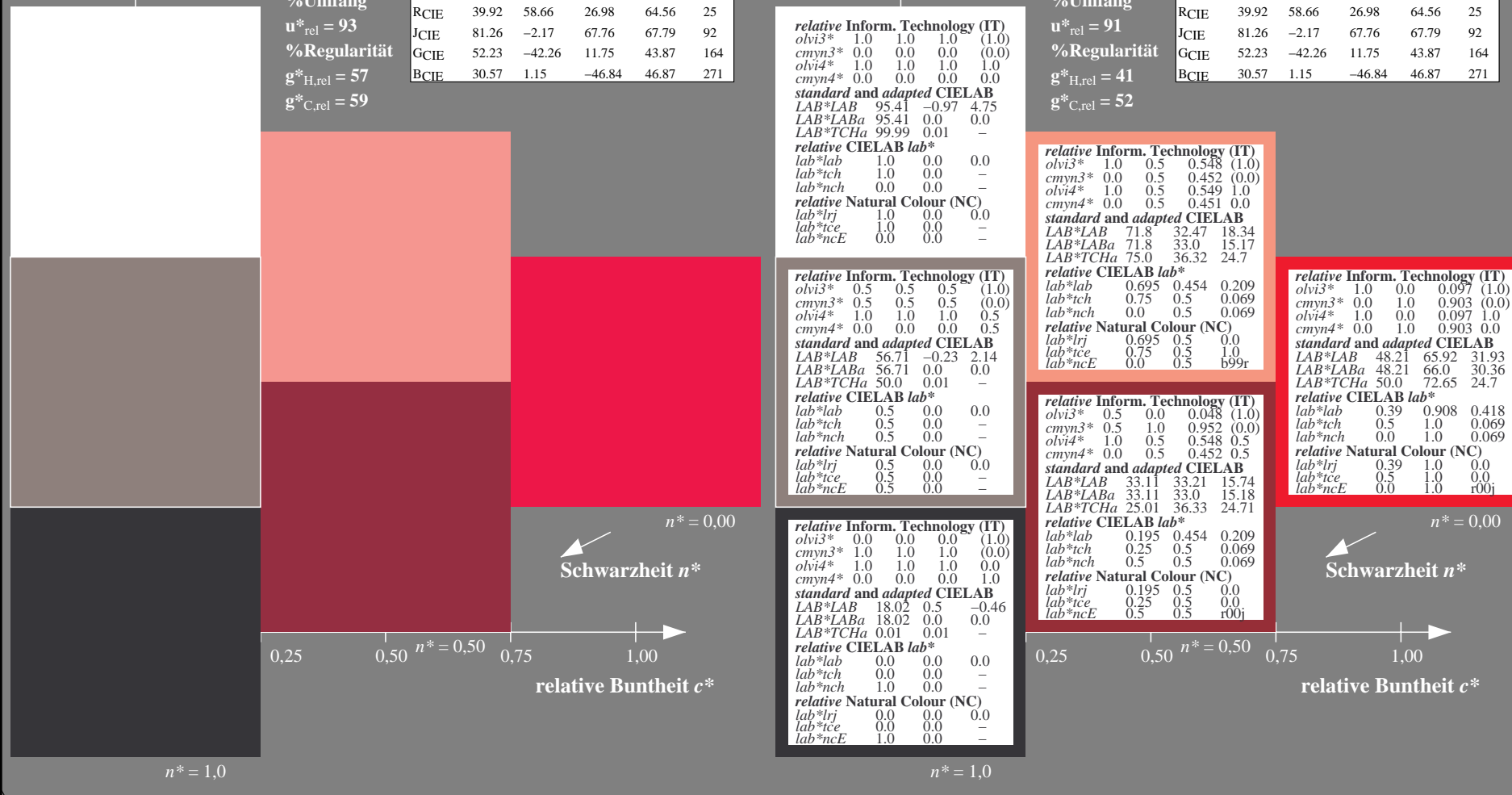
lab*lrj	0.0	0.0	0.0
lab*tce	0.0	0.0	-
lab*nce	1.0	0.0	-

relative Inform. Technology (IT)

olvi3*	0.195	0.5	0.0
cmyn3*	0.25	0.5	0.0
olvi4*	0.5	0.5	r00j

relative Inform. Technology (IT)

olvi3*	0.39	1.0	0.0
cmyn3*	0.5	1.0	0.0
olvi4*	0.5	1.0	r00j



UG000-7, 3 stufige Reihen für konstanten CIELAB Buntton 25/360 = 0.069 (links)

3 stufige Reihen für konstanten CIELAB Buntton 25/360 = 0.069 (rechts)

BAM-Prüfvorlage UG00; Farbmétrik-Systeme ORS18 & MRS18
 D65: 3stufige Farbreihen und Koordinatendaten für 10 Bunttöne output: no change compared to input

Siehe ähnliche Dateien: <http://www.ps.bam.de/UG00/>
 Technische Information: <http://www.ps.bam.de> Version 2.1, io=0,0

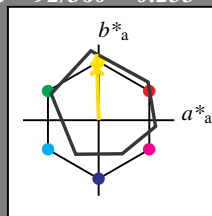
BAM-Registrierung: 20060101-UG00/10S/S00G06NP.PS/.PDF BAM-Material: Code=rh4ta
 Anwendung für Beurteilung und Messung von Drucker- oder Monitorssystemen
 /UG00/ Form: 7/10, Serie: 1/1, Seite: 7
 Seitenhang 7

Eingabe: Farbmétrisches Reflexions-System ORS18

für Buntton $h^* = lab^*h = 92/360 = 0.255$
 lab^*tch und lab^*nch

D65: Buntton J
 LCH*Ma: 86 88 92
 olv*Ma: 1.0 0.9 0.0

Dreiecks-Helligkeit t^*



ORS18; adaptierte CIELAB-Daten

	$L^*=L^*_a$	a^*_a	b^*_a	$C^*_{ab,a}$	$h^*_{ab,a}$
YMa	47.94	65.37	50.52	82.62	38
OMa	90.37	-10.27	91.77	92.34	96
LMa	50.9	-62.79	34.95	71.87	151
CMa	58.62	-30.35	-45.01	54.3	236
VMa	25.71	31.11	-44.42	54.24	305
MMa	48.13	75.27	-8.35	75.73	354
NMa	18.01	0.0	0.0	0.0	0
WMa	95.41	0.0	0.0	0.0	0
RCIE	39.92	58.66	26.98	64.56	25
JCIE	81.26	-2.17	67.76	67.79	92
GCIE	52.23	-42.26	11.75	43.87	164
BCIE	30.57	1.15	-46.84	46.87	271

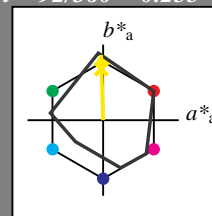
%Umfang
 $u^*_{rel} = 93$
 %Regularität
 $g^*_{H,rel} = 57$
 $g^*_{C,rel} = 59$

Ausgabe: Farbmétrisches Reflexions-System MRS18

für Buntton $h^* = lab^*h = 92/360 = 0.255$
 lab^*tch und lab^*nch

D65: Buntton J
 LCH*Ma: 89 86 92
 olv*Ma: 1.0 0.95 0.0

Dreiecks-Helligkeit t^*



MRS18; adaptierte CIELAB-Daten

	$L^*=L^*_a$	a^*_a	b^*_a	$C^*_{ab,a}$	$h^*_{ab,a}$
RMa	49.63	66.96	38.37	77.18	30
JMa	90.7	-6.36	88.75	88.98	94
GMa	52.11	-69.73	9.44	70.37	172
G50BMa	45.03	-36.57	-28.47	46.36	218
BMa	36.65	23.19	-63.05	67.18	290
B50RMa	34.94	57.17	-44.26	72.31	322
NMa	18.01	0.0	0.0	0.0	0
WMa	95.41	0.0	0.0	0.0	0
RCIE	39.92	58.66	26.98	64.56	25
JCIE	81.26	-2.17	67.76	67.79	92
GCIE	52.23	-42.26	11.75	43.87	164
BCIE	30.57	1.15	-46.84	46.87	271

%Umfang
 $u^*_{rel} = 91$
 %Regularität
 $g^*_{H,rel} = 41$
 $g^*_{C,rel} = 52$

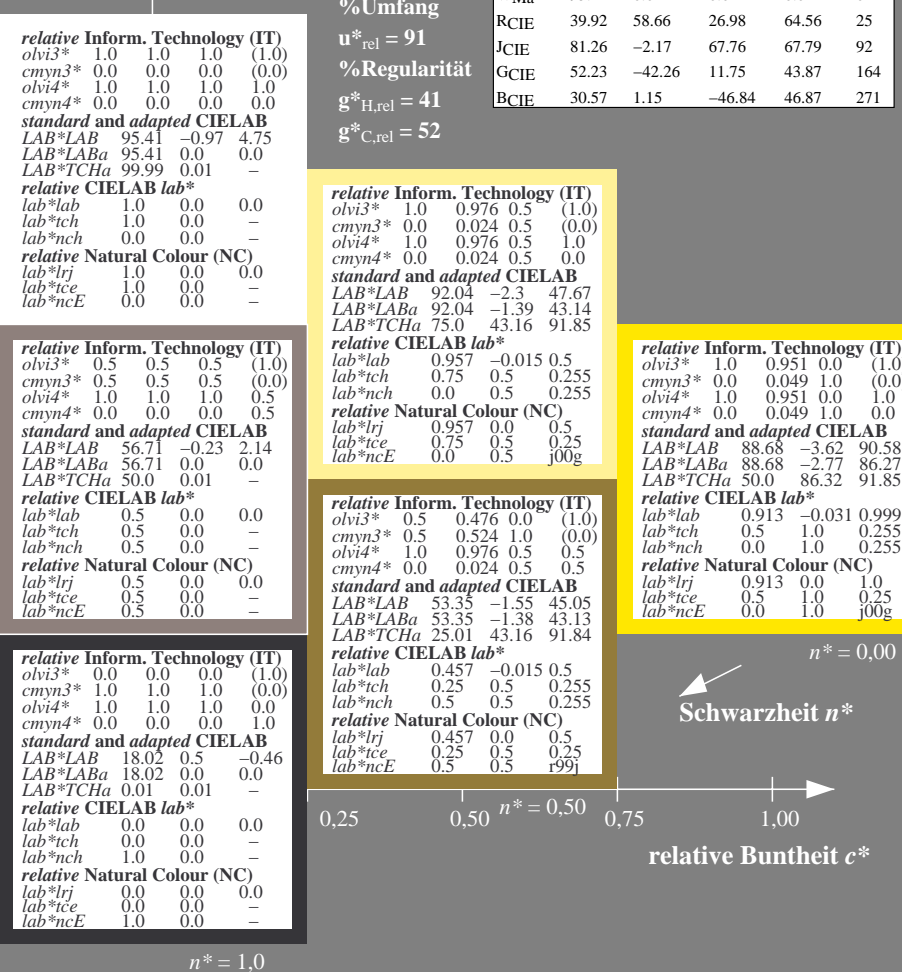
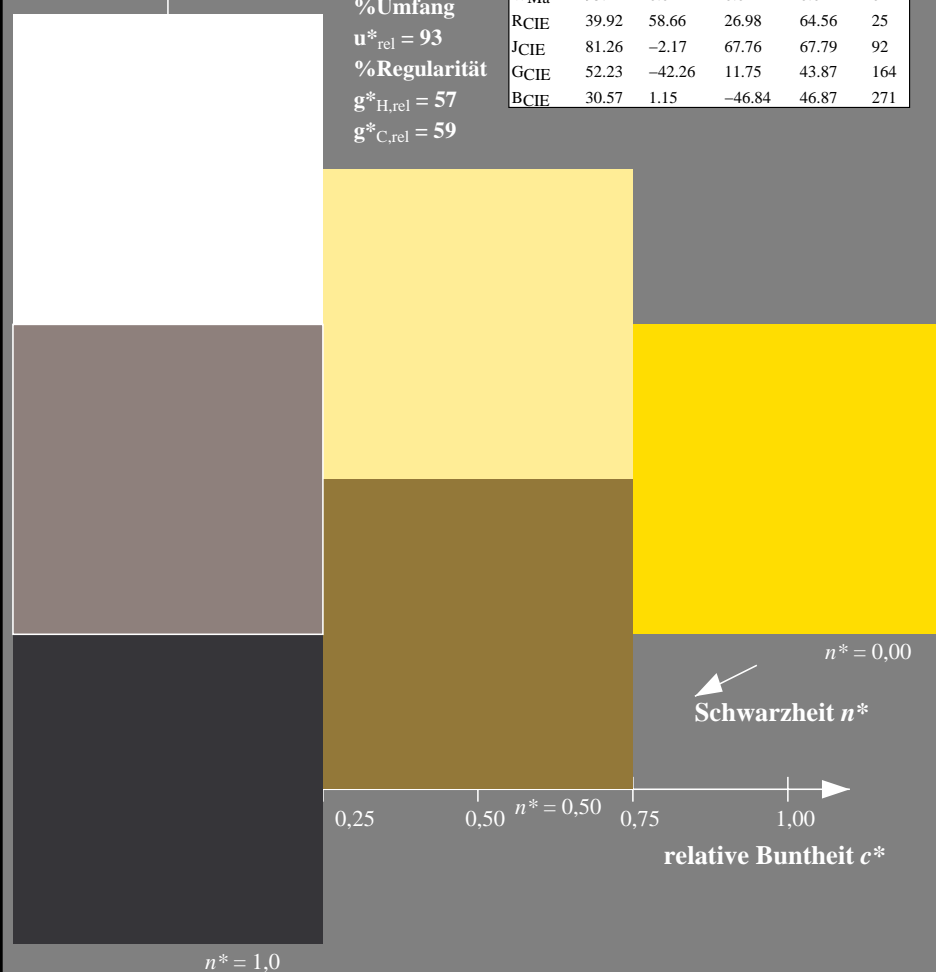
relative Inform. Technology (IT)
 $olvi3^* 1.0 1.0 1.0 (1.0)$
 $cmyn3^* 0.0 0.0 0.0 (0.0)$
 $olvi4^* 1.0 1.0 1.0 1.0$
 $cmyn4^* 0.0 0.0 0.0 0.0$
standard and adapted CIELAB
 $LAB^*LAB 95.41 -0.97 4.75$
 $LAB^*LABa 95.41 0.0 0.0$
 $LAB^*TCHa 99.99 0.01 -$
relative CIELAB lab*
 $lab^*lab 1.0 0.0 0.0$
 $lab^*tch 1.0 0.0 -$
 $lab^*nch 0.0 0.0 -$
relative Natural Colour (NC)
 $lab^*lrj 1.0 0.0 0.0$
 $lab^*tce 1.0 0.0 -$
 $lab^*nce 0.0 0.0 -$

relative Inform. Technology (IT)
 $olvi3^* 1.0 0.976 0.5 (1.0)$
 $cmyn3^* 0.0 0.024 0.5 (0.0)$
 $olvi4^* 1.0 0.976 0.5 1.0$
 $cmyn4^* 0.0 0.024 0.5 0.0$
standard and adapted CIELAB
 $LAB^*LAB 92.04 -2.3 47.67$
 $LAB^*LABa 92.04 -1.39 43.14$
 $LAB^*TCHa 75.0 43.16 91.85$
relative CIELAB lab*
 $lab^*lab 0.957 -0.015 0.5$
 $lab^*tch 0.75 0.5 0.255$
 $lab^*nch 0.0 0.5 0.255$
relative Natural Colour (NC)
 $lab^*lrj 0.957 0.0 0.5$
 $lab^*tce 0.75 0.5 0.25$
 $lab^*nce 0.0 0.5 j00g$

relative Inform. Technology (IT)
 $olvi3^* 0.5 0.5 0.5 (1.0)$
 $cmyn3^* 0.5 0.5 0.5 (0.0)$
 $olvi4^* 1.0 1.0 1.0 0.5$
 $cmyn4^* 0.0 0.0 0.0 0.5$
standard and adapted CIELAB
 $LAB^*LAB 56.71 -0.23 2.14$
 $LAB^*LABa 56.71 0.0 0.0$
 $LAB^*TCHa 50.0 0.01 -$
relative CIELAB lab*
 $lab^*lab 0.5 0.0 0.0$
 $lab^*tch 0.5 0.0 -$
 $lab^*nch 0.5 0.0 -$
relative Natural Colour (NC)
 $lab^*lrj 0.5 0.0 0.0$
 $lab^*tce 0.5 0.0 -$
 $lab^*nce 0.5 0.0 -$

relative Inform. Technology (IT)
 $olvi3^* 0.5 0.476 0.0 (1.0)$
 $cmyn3^* 0.5 0.524 1.0 (0.0)$
 $olvi4^* 1.0 0.976 0.5 0.5$
 $cmyn4^* 0.0 0.024 0.5 0.5$
standard and adapted CIELAB
 $LAB^*LAB 53.35 -1.55 45.05$
 $LAB^*LABa 53.35 -1.38 43.13$
 $LAB^*TCHa 25.01 43.16 91.84$
relative CIELAB lab*
 $lab^*lab 0.457 -0.015 0.5$
 $lab^*tch 0.25 0.5 0.255$
 $lab^*nch 0.5 0.5 0.255$
relative Natural Colour (NC)
 $lab^*lrj 0.457 0.0 0.5$
 $lab^*tce 0.25 0.5 0.25$
 $lab^*nce 0.5 0.5 j99j$

relative Inform. Technology (IT)
 $olvi3^* 1.0 0.951 0.0 (1.0)$
 $cmyn3^* 0.0 0.049 1.0 (0.0)$
 $olvi4^* 1.0 0.951 0.0 1.0$
 $cmyn4^* 0.0 0.049 1.0 0.0$
standard and adapted CIELAB
 $LAB^*LAB 88.68 -3.62 90.58$
 $LAB^*LABa 88.68 -2.77 86.27$
 $LAB^*TCHa 50.0 86.32 91.85$
relative CIELAB lab*
 $lab^*lab 0.913 -0.031 0.999$
 $lab^*tch 0.5 1.0 0.255$
 $lab^*nch 0.0 1.0 0.255$
relative Natural Colour (NC)
 $lab^*lrj 0.913 0.0 1.0$
 $lab^*tce 0.5 1.0 0.25$
 $lab^*nce 0.0 1.0 j00g$



UG000-7, 3 stufige Reihen für konstanten CIELAB Buntton 92/360 = 0.255 (links)

3 stufige Reihen für konstanten CIELAB Buntton 92/360 = 0.255 (rechts)

BAM-Prüfvorlage UG00; Farbmétrik-Systeme ORS18 & MRS18 input: $cmv0^* setcmykcolor$

D65: 3stufige Farbreihen und Koordinatendaten für 10 Bunttöne output: *no change compared to input*

Siehe ähnliche Dateien: <http://www.ps.bam.de/UG00/>
 Technische Information: <http://www.ps.bam.de> Version 2.1, io=0,0

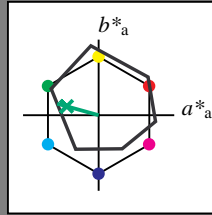
BAM-Registrierung: 20060101-UG00/10S/S00G07NP.PS/.PDF BAM-Material: Code=rh4ta
 Anwendung für Beurteilung und Messung von Drucker- oder Monitorssystemen
 /UG00/ Form: 8/10, Serie: 1/1, Seite: 8
 Seitenlung 8

Eingabe: Farbmétrisches Reflexions-System ORS18

für Buntton $h^* = lab^*h = 164/360 = 0.457$
 lab^*tch und lab^*nch

D65: Buntton G
 LCH*Ma: 53 57 164
 olv*Ma: 0.0 1.0 0.25

Dreiecks-Helligkeit t^*



ORS18; adaptierte CIELAB-Daten

	$L^*=L^*_a$	a^*_a	b^*_a	$C^*_{ab,a}$	$h^*_{ab,a}$
YMa	47.94	65.37	50.52	82.62	38
OMa	90.37	-10.27	91.77	92.34	96
LMa	50.9	-62.79	34.95	71.87	151
CMa	58.62	-30.35	-45.01	54.3	236
VMa	25.71	31.11	-44.42	54.24	305
MMa	48.13	75.27	-8.35	75.73	354
NMa	18.01	0.0	0.0	0.0	0
WMa	95.41	0.0	0.0	0.0	0
RCIE	39.92	58.66	26.98	64.56	25
JCIE	81.26	-2.17	67.76	67.79	92
GCIE	52.23	-42.26	11.75	43.87	164
BCIE	30.57	1.15	-46.84	46.87	271

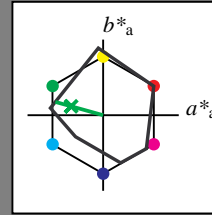
%Umfang
 $u^*_{rel} = 93$
 %Regularität
 $g^*_{H,rel} = 57$
 $g^*_{C,rel} = 59$

Ausgabe: Farbmétrisches Reflexions-System MRS18

für Buntton $h^* = lab^*h = 164/360 = 0.457$
 lab^*tch und lab^*nch

D65: Buntton G
 LCH*Ma: 56 66 164
 olv*Ma: 0.1 1.0 0.0

Dreiecks-Helligkeit t^*



MRS18; adaptierte CIELAB-Daten

	$L^*=L^*_a$	a^*_a	b^*_a	$C^*_{ab,a}$	$h^*_{ab,a}$
RMa	49.63	66.96	38.37	77.18	30
JMa	90.7	-6.36	88.75	88.98	94
GMa	52.11	-69.73	9.44	70.37	172
G50BMa	45.03	-36.57	-28.47	46.36	218
BMa	36.65	23.19	-63.05	67.18	290
B50RMa	34.94	57.17	-44.26	72.31	322
NMa	18.01	0.0	0.0	0.0	0
WMa	95.41	0.0	0.0	0.0	0
RCIE	39.92	58.66	26.98	64.56	25
JCIE	81.26	-2.17	67.76	67.79	92
GCIE	52.23	-42.26	11.75	43.87	164
BCIE	30.57	1.15	-46.84	46.87	271

%Umfang
 $u^*_{rel} = 91$
 %Regularität
 $g^*_{H,rel} = 41$
 $g^*_{C,rel} = 52$

relative Inform. Technology (IT)
 $olvi3^* 1.0 1.0 1.0 (1.0)$
 $cmyn3^* 0.0 0.0 0.0 (0.0)$
 $olvi4^* 1.0 1.0 1.0 1.0$
 $cmyn4^* 0.0 0.0 0.0 0.0$

standard and adapted CIELAB
 $LAB^*LAB 95.41 -0.97 4.75$
 $LAB^*LABa 95.41 0.0 0.0$
 $LAB^*TCHa 99.99 0.01 -$

relative CIELAB lab*
 $lab^*lab 1.0 0.0 0.0$
 $lab^*tch 1.0 0.0 -$
 $lab^*nch 0.0 0.0 -$

relative Natural Colour (NC)
 $lab^*lrj 1.0 0.0 0.0$
 $lab^*tce 1.0 0.0 -$
 $lab^*nce 0.0 0.0 -$

relative Inform. Technology (IT)
 $olvi3^* 0.5 0.5 0.5 (1.0)$
 $cmyn3^* 0.5 0.5 0.5 (0.0)$
 $olvi4^* 1.0 1.0 1.0 0.5$
 $cmyn4^* 0.0 0.0 0.0 0.5$

standard and adapted CIELAB
 $LAB^*LAB 56.71 -0.23 2.14$
 $LAB^*LABa 56.71 0.0 0.0$
 $LAB^*TCHa 50.0 0.01 -$

relative CIELAB lab*
 $lab^*lab 0.5 0.0 0.0$
 $lab^*tch 0.5 0.0 -$
 $lab^*nch 0.5 0.0 -$

relative Natural Colour (NC)
 $lab^*lrj 0.5 0.0 0.0$
 $lab^*tce 0.5 0.0 -$
 $lab^*nce 0.5 0.0 -$

relative Inform. Technology (IT)
 $olvi3^* 0.0 0.0 0.0 (1.0)$
 $cmyn3^* 1.0 1.0 1.0 (0.0)$
 $olvi4^* 1.0 1.0 1.0 0.0$
 $cmyn4^* 0.0 0.0 0.0 1.0$

standard and adapted CIELAB
 $LAB^*LAB 18.02 0.5 -0.46$
 $LAB^*LABa 18.02 0.0 0.0$
 $LAB^*TCHa 0.01 0.01 -$

relative CIELAB lab*
 $lab^*lab 0.0 0.0 0.0$
 $lab^*tch 0.0 0.0 -$
 $lab^*nch 1.0 0.0 -$

relative Natural Colour (NC)
 $lab^*lrj 0.0 0.0 0.0$
 $lab^*tce 0.0 0.0 -$
 $lab^*nce 1.0 0.0 -$

relative Inform. Technology (IT)
 $olvi3^* 0.551 1.0 0.5 (1.0)$
 $cmyn3^* 0.449 0.0 0.5 (0.0)$
 $olvi4^* 0.551 1.0 0.5 1.0$
 $cmyn4^* 0.449 0.0 0.5 0.0$

standard and adapted CIELAB
 $LAB^*LAB 75.74 -32.2 12.22$
 $LAB^*LABa 75.74 -31.6 8.79$
 $LAB^*TCHa 75.0 32.81 164.46$

relative CIELAB lab*
 $lab^*lab 0.746 -0.481 0.134$
 $lab^*tch 0.75 0.5 0.457$
 $lab^*nch 0.0 0.5 0.457$

relative Natural Colour (NC)
 $lab^*lrj 0.746 -0.499 0.0$
 $lab^*tce 0.75 0.5 0.5$
 $lab^*nce 0.0 0.5 0.99g$

relative Inform. Technology (IT)
 $olvi3^* 0.051 0.5 0.0 (1.0)$
 $cmyn3^* 0.949 0.5 1.0 (0.0)$
 $olvi4^* 0.551 1.0 0.5 0.5$
 $cmyn4^* 0.449 0.0 0.5 0.5$

standard and adapted CIELAB
 $LAB^*LAB 37.04 -31.47 9.6$
 $LAB^*LABa 37.04 -31.6 8.78$
 $LAB^*TCHa 25.01 32.81 164.47$

relative CIELAB lab*
 $lab^*lab 0.246 -0.481 0.134$
 $lab^*tch 0.25 0.5 0.457$
 $lab^*nch 0.5 0.5 0.457$

relative Natural Colour (NC)
 $lab^*lrj 0.246 -0.499 0.0$
 $lab^*tce 0.25 0.5 0.5$
 $lab^*nce 0.5 0.5 g00b$

relative Inform. Technology (IT)
 $olvi3^* 0.103 1.0 0.0 (1.0)$
 $cmyn3^* 0.897 0.0 1.0 (0.0)$
 $olvi4^* 0.103 1.0 0.0 1.0$
 $cmyn4^* 0.897 0.0 1.0 0.0$

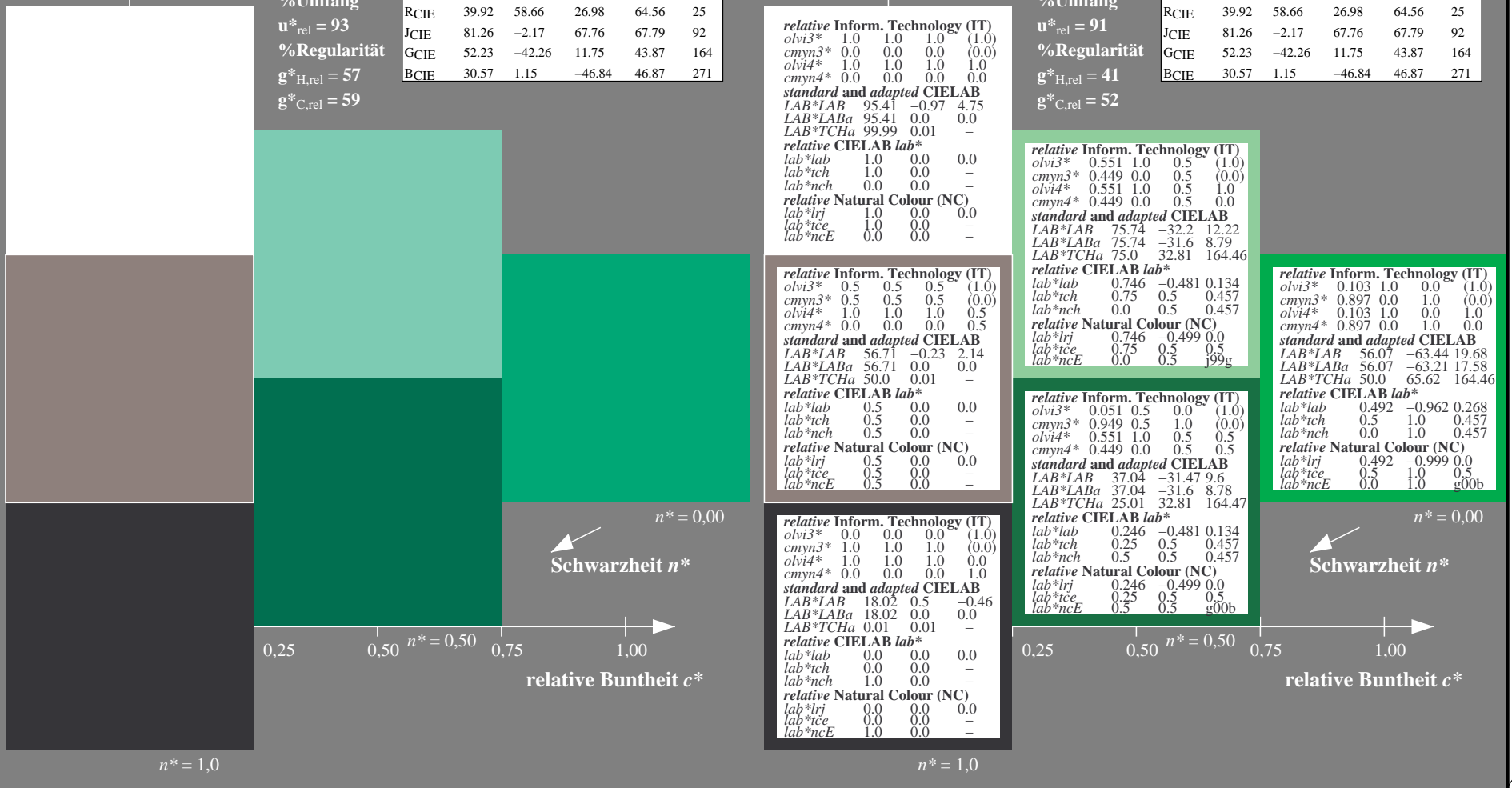
standard and adapted CIELAB
 $LAB^*LAB 56.07 -63.44 19.68$
 $LAB^*LABa 56.07 -63.21 17.58$
 $LAB^*TCHa 50.0 65.62 164.46$

relative CIELAB lab*
 $lab^*lab 0.492 -0.962 0.268$
 $lab^*tch 0.5 1.0 0.457$
 $lab^*nch 0.0 1.0 0.457$

relative Natural Colour (NC)
 $lab^*lrj 0.492 -0.999 0.0$
 $lab^*tce 0.5 1.0 0.5$
 $lab^*nce 0.0 1.0 g00b$

Siehe ähnliche Dateien: <http://www.ps.bam.de/UG00/>
 Technische Information: <http://www.ps.bam.de> Version 2.1, io=0,0

BAM-Registrierung: 20060101-UG00/10S/S00G08NP.PS/.PDF BAM-Material: Code=rh4ta
 Anwendung für Beurteilung und Messung von Drucker- oder Monitorssystemen
 /UG00/ Form: 9/10, Serie: 1/1, Seite: 9
 Seitenhang 9



UG000-7, 3 stufige Reihen für konstanten CIELAB Buntton 164/360 = 0.457 (links)

3 stufige Reihen für konstanten CIELAB Buntton 164/360 = 0.457 (rechts)

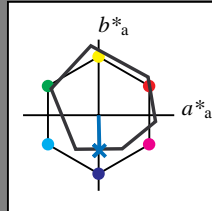
BAM-Prüfvorlage UG00; Farbmétrik-Systeme ORS18 & MRS18
 D65: 3stufige Farbreihen und Koordinatendaten für 10 Bunttöne
 input: $cmY0^* setcmykcolor$
 output: *no change compared to input*

Eingabe: Farbmétrisches Reflexions-System ORS18

für Buntton $h^* = lab^*h = 271/360 = 0.754$
 lab^*tch und lab^*nch

D65: Buntton B
 LCH*Ma: 42 45 271
 olv*Ma: 0.0 0.49 1.0

Dreiecks-Helligkeit t^*



ORS18; adaptierte CIELAB-Daten

	$L^*=L^*_a$	a^*_a	b^*_a	$C^*_{ab,a}$	$h^*_{ab,a}$
YMa	47.94	65.37	50.52	82.62	38
OMa	90.37	-10.27	91.77	92.34	96
LMa	50.9	-62.79	34.95	71.87	151
CMa	58.62	-30.35	-45.01	54.3	236
VMa	25.71	31.11	-44.42	54.24	305
MMa	48.13	75.27	-8.35	75.73	354
NMa	18.01	0.0	0.0	0.0	0
WMa	95.41	0.0	0.0	0.0	0
RCIE	39.92	58.66	26.98	64.56	25
JCIE	81.26	-2.17	67.76	67.79	92
GCIE	52.23	-42.26	11.75	43.87	164
BCIE	30.57	1.15	-46.84	46.87	271

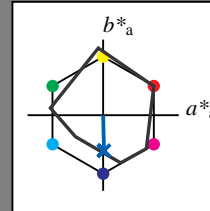
%Umfang
 $u^*_{rel} = 93$
 %Regularität
 $g^*_{H,rel} = 57$
 $g^*_{C,rel} = 59$

Ausgabe: Farbmétrisches Reflexions-System MRS18

für Buntton $h^* = lab^*h = 271/360 = 0.754$
 lab^*tch und lab^*nch

D65: Buntton B
 LCH*Ma: 40 50 271
 olv*Ma: 0.0 0.37 1.0

Dreiecks-Helligkeit t^*



MRS18; adaptierte CIELAB-Daten

	$L^*=L^*_a$	a^*_a	b^*_a	$C^*_{ab,a}$	$h^*_{ab,a}$
RMa	49.63	66.96	38.37	77.18	30
JMa	90.7	-6.36	88.75	88.98	94
GMa	52.11	-69.73	9.44	70.37	172
G50BMa	45.03	-36.57	-28.47	46.36	218
BMa	36.65	23.19	-63.05	67.18	290
B50RMa	34.94	57.17	-44.26	72.31	322
NMa	18.01	0.0	0.0	0.0	0
WMa	95.41	0.0	0.0	0.0	0
RCIE	39.92	58.66	26.98	64.56	25
JCIE	81.26	-2.17	67.76	67.79	92
GCIE	52.23	-42.26	11.75	43.87	164
BCIE	30.57	1.15	-46.84	46.87	271

%Umfang
 $u^*_{rel} = 91$
 %Regularität
 $g^*_{H,rel} = 41$
 $g^*_{C,rel} = 52$

relative Inform. Technology (IT)

olvi3*	1.0	1.0	1.0	(1.0)
cmyn3*	0.0	0.0	0.0	(0.0)
olvi4*	1.0	1.0	1.0	1.0
cmyn4*	0.0	0.0	0.0	0.0

standard and adapted CIELAB

LAB*LAB	95.41	-0.97	4.75
LAB*LABa	95.41	0.0	0.0
LAB*TCHa	99.99	0.01	-

relative CIELAB lab*

lab*lab	1.0	0.0	0.0
lab*tch	1.0	0.0	-
lab*nch	0.0	0.0	-

relative Natural Colour (NC)

lab*lrj	1.0	0.0	0.0
lab*tce	1.0	0.0	-
lab*nce	0.0	0.0	-

relative Inform. Technology (IT)

olvi3*	0.5	0.684	1.0	(1.0)
cmyn3*	0.5	0.316	0.0	(0.0)
olvi4*	0.5	0.684	1.0	1.0
cmyn4*	0.5	0.316	0.0	0.0

standard and adapted CIELAB

LAB*LAB	67.57	0.17	-22.28
LAB*LABa	67.57	0.61	-25.16
LAB*TCHa	75.0	25.18	271.4

relative CIELAB lab*

lab*lab	0.64	0.012	-0.499
lab*tch	0.75	0.5	0.754
lab*nch	0.0	0.5	0.754

relative Natural Colour (NC)

lab*lrj	0.64	0.0	-0.499
lab*tce	0.75	0.5	0.75
lab*nce	0.0	0.5	g99b

relative Inform. Technology (IT)

olvi3*	0.5	0.5	0.5	(1.0)
cmyn3*	0.5	0.5	0.5	(0.0)
olvi4*	1.0	1.0	1.0	0.5
cmyn4*	0.0	0.0	0.0	0.5

standard and adapted CIELAB

LAB*LAB	56.71	-0.23	2.14
LAB*LABa	56.71	0.0	0.0
LAB*TCHa	50.0	0.01	-

relative CIELAB lab*

lab*lab	0.5	0.0	0.0
lab*tch	0.5	0.0	-
lab*nch	0.5	0.0	-

relative Natural Colour (NC)

lab*lrj	0.5	0.0	0.0
lab*tce	0.5	0.0	-
lab*nce	0.5	0.0	-

relative Inform. Technology (IT)

olvi3*	0.0	0.184	0.5	(1.0)
cmyn3*	1.0	0.816	0.5	(0.0)
olvi4*	0.5	0.684	1.0	0.5
cmyn4*	0.5	0.316	0.0	0.5

standard and adapted CIELAB

LAB*LAB	28.87	0.92	-24.9
LAB*LABa	28.87	0.62	-25.16
LAB*TCHa	25.01	25.18	271.41

relative CIELAB lab*

lab*lab	0.14	0.012	-0.499
lab*tch	0.25	0.5	0.754
lab*nch	0.5	0.5	0.754

relative Natural Colour (NC)

lab*lrj	0.14	0.0	-0.499
lab*tce	0.25	0.5	0.75
lab*nce	0.5	0.5	b00r

relative Inform. Technology (IT)

olvi3*	0.0	0.0	0.0	(1.0)
cmyn3*	1.0	1.0	1.0	(0.0)
olvi4*	1.0	1.0	1.0	0.0
cmyn4*	0.0	0.0	0.0	1.0

standard and adapted CIELAB

LAB*LAB	18.02	0.5	-0.46
LAB*LABa	18.02	0.0	0.0
LAB*TCHa	0.01	0.01	-

relative CIELAB lab*

lab*lab	0.0	0.0	0.0
lab*tch	0.0	0.0	-
lab*nch	1.0	0.0	-

relative Natural Colour (NC)

lab*lrj	0.0	0.0	0.0
lab*tce	0.0	0.0	-
lab*nce	1.0	0.0	-

relative Inform. Technology (IT)

olvi3*	0.0	0.367	1.0	(1.0)
cmyn3*	1.0	0.633	0.0	(0.0)
olvi4*	0.0	0.367	1.0	1.0
cmyn4*	1.0	0.633	0.0	0.0

standard and adapted CIELAB

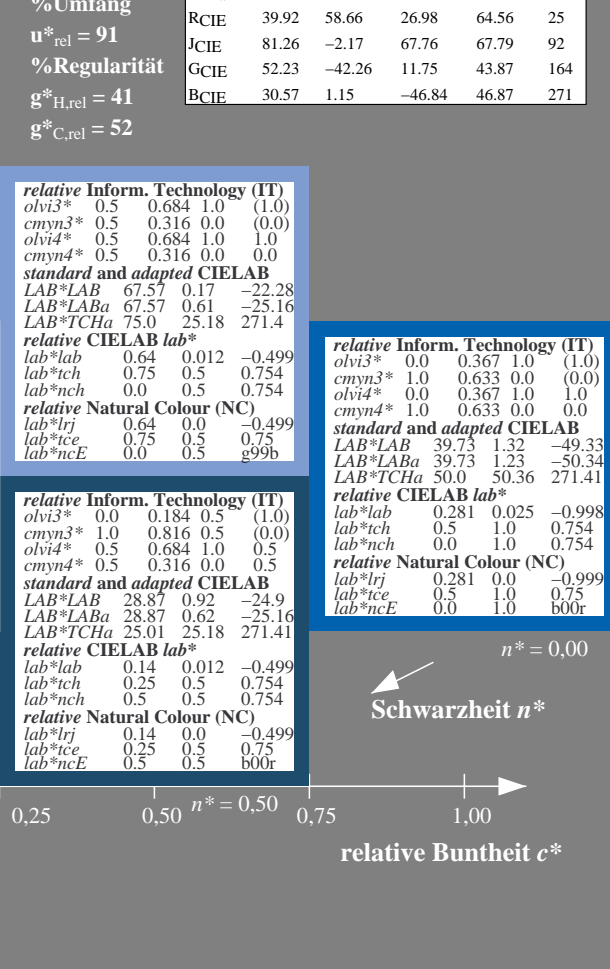
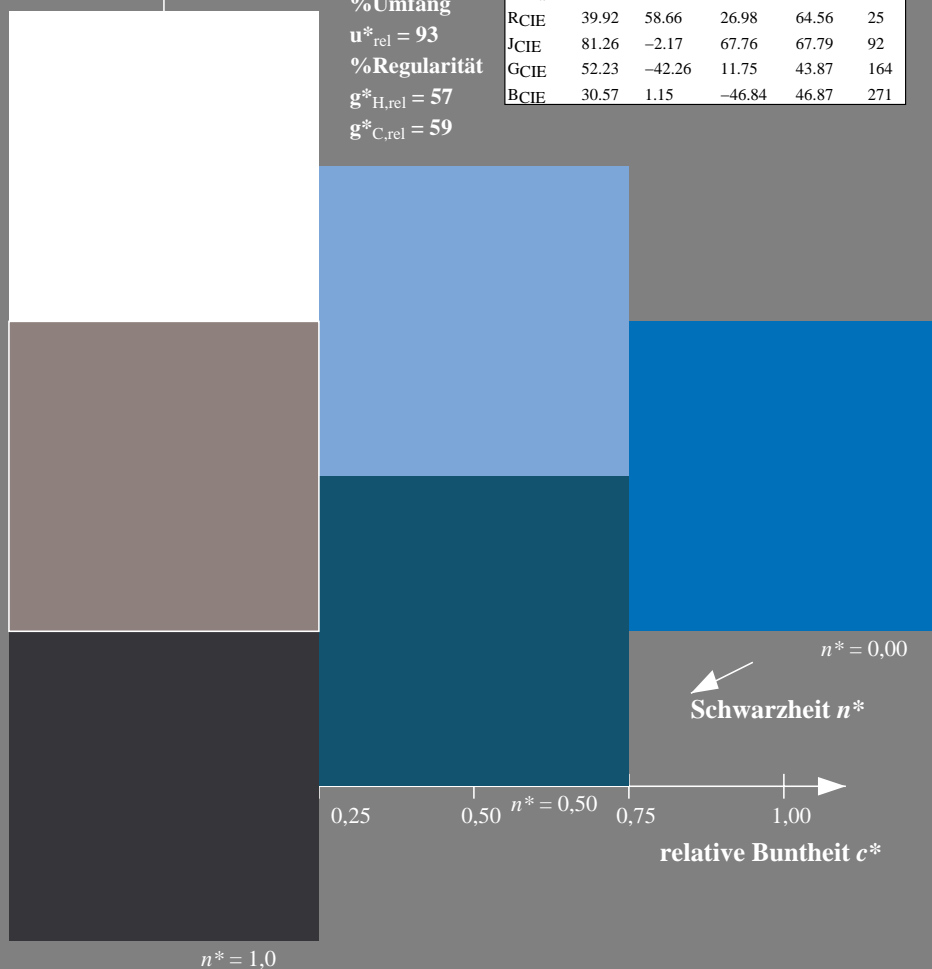
LAB*LAB	39.73	1.32	-49.33
LAB*LABa	39.73	1.23	-50.34
LAB*TCHa	50.0	50.36	271.41

relative CIELAB lab*

lab*lab	0.281	0.025	-0.998
lab*tch	0.5	1.0	0.754
lab*nch	0.0	1.0	0.754

relative Natural Colour (NC)

lab*lrj	0.281	0.0	-0.999
lab*tce	0.5	1.0	0.75
lab*nce	0.0	1.0	b00r



UG000-7, 3 stufige Reihen für konstanten CIELAB Buntton 271/360 = 0.754 (links)

3 stufige Reihen für konstanten CIELAB Buntton 271/360 = 0.754 (rechts)

BAM-Prüfvorlage UG00; Farbmétrik-Systeme ORS18 & MRS18input: *cmly0* setcmlycolor*

D65: 3stufige Farbreihen und Koordinatendaten für 10 Bunttöne output: *no change compared to input*

Siehe ähnliche Dateien: <http://www.ps.bam.de/UG00/>
 Technische Information: <http://www.ps.bam.de> Version 2.1, io=0,0

BAM-Registrierung: 20060101-UG00/10S/S00G09NP.PS/.PDF BAM-Material: Code=rh4ta
 Anwendung für Beurteilung und Messung von Drucker- oder Monitorssystemen
 /UG00/ Form: 10108 Serie: 1/1, Seite: 10
 Seitenzahl: 10