

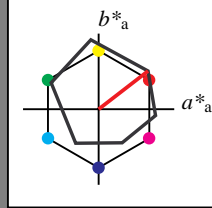
Eingabe: Farbmétrisches Reflexions-System ORS18

für Buntton  $h^* = lab^*h = 38/360 = 0.105$

$lab^*tch$  und  $lab^*nch$

D65: Buntton O  
LCH\*Ma: 48 83 38  
olv\*Ma: 1.0 0.0 0.0

Dreiecks-Helligkeit  $t^*$



**ORS18; adaptierte CIELAB-Daten**

	$L^*=L^*_a$	$a^*_a$	$b^*_a$	$C^*_{ab,a}$	$h^*_{ab,a}$
YMa	47.94	65.37	50.52	82.62	38
OMa	90.37	-10.27	91.77	92.34	96
LMa	50.9	-62.79	34.95	71.87	151
CMa	58.62	-30.35	-45.01	54.3	236
VMa	25.71	31.11	-44.42	54.24	305
MMa	48.13	75.27	-8.35	75.73	354
NMa	18.01	0.0	0.0	0.0	0
WMa	95.41	0.0	0.0	0.0	0
RCIE	39.92	58.66	26.98	64.56	25
JCIE	81.26	-2.17	67.76	67.79	92
GCIE	52.23	-42.26	11.75	43.87	164
BCIE	30.57	1.15	-46.84	46.87	271

%Umfang  
 $u^*_{rel} = 93$   
%Regularität  
 $g^*_{H,rel} = 57$   
 $g^*_{C,rel} = 59$

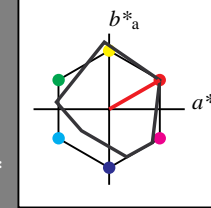
Ausgabe: Farbmétrisches Reflexions-System MRS18

für Buntton  $h^* = lab^*h = 30/360 = 0.083$

$lab^*tch$  und  $lab^*nch$

D65: Buntton R  
LCH\*Ma: 50 77 30  
olv\*Ma: 1.0 0.0 0.0

Dreiecks-Helligkeit  $t^*$



**MRS18; adaptierte CIELAB-Daten**

	$L^*=L^*_a$	$a^*_a$	$b^*_a$	$C^*_{ab,a}$	$h^*_{ab,a}$
RMa	49.63	66.96	38.37	77.18	30
JMa	90.7	-6.36	88.75	88.98	94
GMa	52.11	-69.73	9.44	70.37	172
G50BMa	45.03	-36.57	-28.47	46.36	218
BMa	36.65	23.19	-63.05	67.18	290
B50RMa	34.94	57.17	-44.26	72.31	322
NMa	18.01	0.0	0.0	0.0	0
WMa	95.41	0.0	0.0	0.0	0
RCIE	39.92	58.66	26.98	64.56	25
JCIE	81.26	-2.17	67.76	67.79	92
GCIE	52.23	-42.26	11.75	43.87	164
BCIE	30.57	1.15	-46.84	46.87	271

%Umfang  
 $u^*_{rel} = 91$   
%Regularität  
 $g^*_{H,rel} = 41$   
 $g^*_{C,rel} = 52$

**relative Inform. Technology (IT)**  
olvi3\* 1.0 1.0 1.0 (1.0)  
cmyn3\* 0.0 0.0 0.0 (0.0)  
olvi4\* 1.0 1.0 1.0 1.0  
cmyn4\* 0.0 0.0 0.0 0.0

**standard and adapted CIELAB**  
LAB\*LAB 95.41 -0.97 4.75  
LAB\*LABa 95.41 0.0 0.0  
LAB\*TCHa 99.99 0.01 -

**relative CIELAB lab\***  
lab\*lab 1.0 0.0 0.0  
lab\*tch 1.0 0.0 -  
lab\*nch 0.0 0.0 -

**relative Natural Colour (NC)**  
lab\*lrj 1.0 0.0 0.0  
lab\*tce 1.0 0.0 -  
lab\*nce 0.0 0.0 -

**relative Inform. Technology (IT)**  
olvi3\* 0.5 0.5 0.5 (1.0)  
cmyn3\* 0.5 0.5 0.5 (0.0)  
olvi4\* 1.0 1.0 1.0 0.5  
cmyn4\* 0.0 0.0 0.0 0.5

**standard and adapted CIELAB**  
LAB\*LAB 56.71 -0.23 2.14  
LAB\*LABa 56.71 0.0 0.0  
LAB\*TCHa 50.0 0.01 -

**relative CIELAB lab\***  
lab\*lab 0.5 0.0 0.0  
lab\*tch 0.5 0.0 -  
lab\*nch 0.5 0.0 -

**relative Natural Colour (NC)**  
lab\*lrj 0.5 0.0 0.0  
lab\*tce 0.5 0.0 -  
lab\*nce 0.5 0.0 -

**relative Inform. Technology (IT)**  
olvi3\* 0.0 0.0 0.0 (1.0)  
cmyn3\* 1.0 1.0 1.0 (0.0)  
olvi4\* 1.0 1.0 1.0 0.0  
cmyn4\* 0.0 0.0 0.0 1.0

**standard and adapted CIELAB**  
LAB\*LAB 18.02 0.5 -0.46  
LAB\*LABa 18.02 0.0 0.0  
LAB\*TCHa 0.01 0.01 -

**relative CIELAB lab\***  
lab\*lab 0.0 0.0 0.0  
lab\*tch 0.0 0.0 -  
lab\*nch 1.0 0.0 -

**relative Natural Colour (NC)**  
lab\*lrj 0.0 0.0 0.0  
lab\*tce 0.0 0.0 -  
lab\*nce 1.0 0.0 -

**relative Inform. Technology (IT)**  
olvi3\* 1.0 0.5 0.5 (1.0)  
cmyn3\* 0.0 0.5 0.5 (0.0)  
olvi4\* 1.0 0.5 0.5 1.0  
cmyn4\* 0.0 0.5 0.5 0.0

**standard and adapted CIELAB**  
LAB\*LAB 72.52 32.93 22.4  
LAB\*LABa 72.52 33.47 19.18  
LAB\*TCHa 75.0 38.58 29.82

**relative CIELAB lab\***  
lab\*lab 0.704 0.434 0.249  
lab\*tch 0.75 0.5 0.083  
lab\*nch 0.0 0.5 0.083

**relative Natural Colour (NC)**  
lab\*lrj 0.704 0.496 0.06  
lab\*tce 0.75 0.5 0.019  
lab\*nce 0.0 0.5 r07j

**relative Inform. Technology (IT)**  
olvi3\* 0.5 0.0 0.0 (1.0)  
cmyn3\* 0.5 1.0 1.0 (0.0)  
olvi4\* 1.0 0.5 0.5 0.5  
cmyn4\* 0.0 0.5 0.5 0.5

**standard and adapted CIELAB**  
LAB\*LAB 33.82 33.67 19.79  
LAB\*LABa 33.82 33.47 19.18  
LAB\*TCHa 25.01 38.58 29.82

**relative CIELAB lab\***  
lab\*lab 0.204 0.434 0.249  
lab\*tch 0.25 0.5 0.083  
lab\*nch 0.5 0.5 0.083

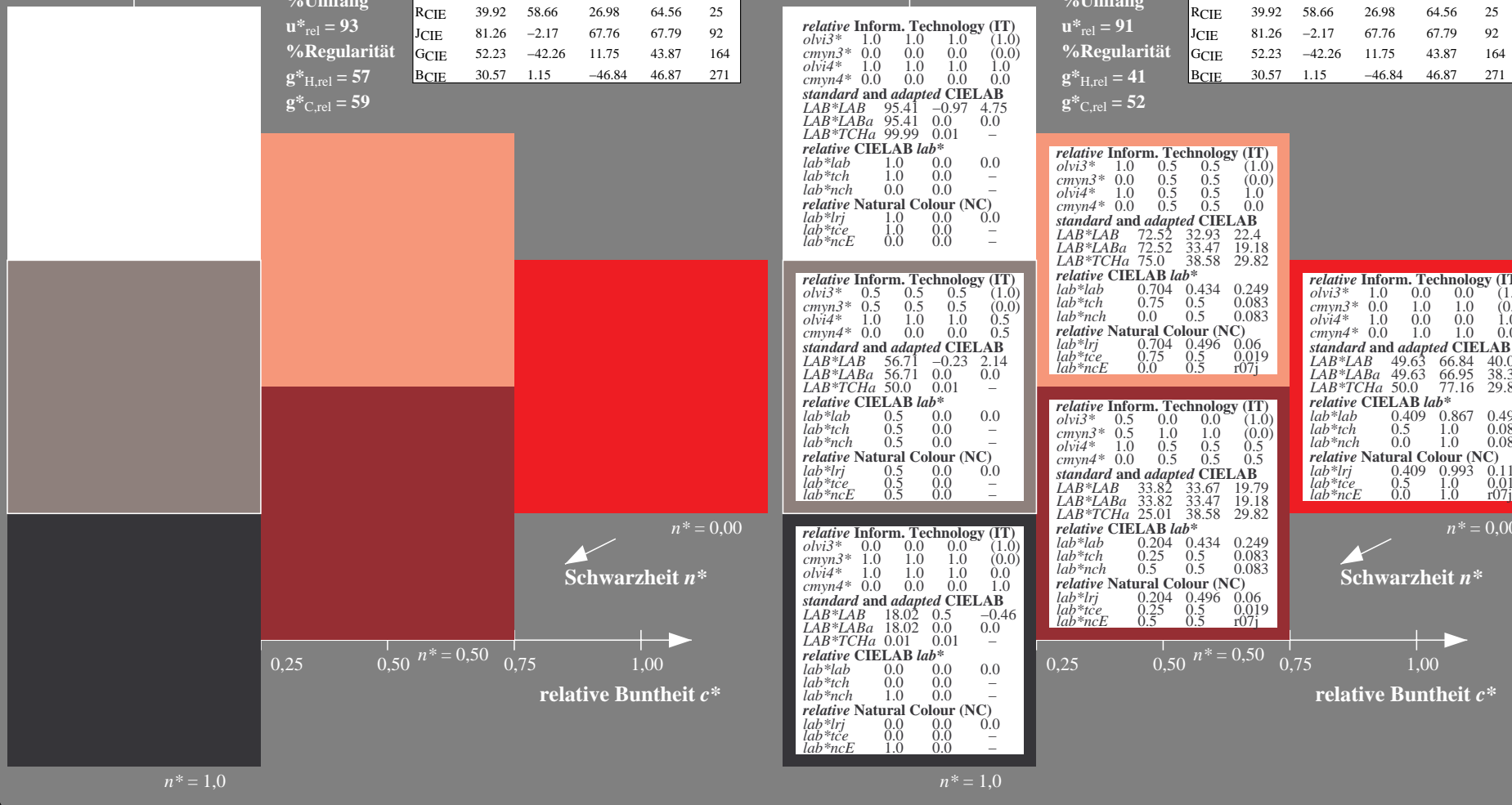
**relative Natural Colour (NC)**  
lab\*lrj 0.204 0.496 0.06  
lab\*tce 0.25 0.5 0.019  
lab\*nce 0.5 0.5 r07j

**relative Inform. Technology (IT)**  
olvi3\* 1.0 0.0 0.0 (1.0)  
cmyn3\* 0.0 1.0 1.0 (0.0)  
olvi4\* 1.0 0.0 0.0 1.0  
cmyn4\* 0.0 1.0 1.0 0.0

**standard and adapted CIELAB**  
LAB\*LAB 49.63 66.84 40.03  
LAB\*LABa 49.63 66.95 38.36  
LAB\*TCHa 50.0 77.16 29.82

**relative CIELAB lab\***  
lab\*lab 0.409 0.867 0.497  
lab\*tch 0.5 1.0 0.083  
lab\*nch 0.0 1.0 0.083

**relative Natural Colour (NC)**  
lab\*lrj 0.409 0.993 0.119  
lab\*tce 0.5 1.0 0.019  
lab\*nce 0.0 1.0 r07j



UG000-7, 3 stufige Reihen für konstanten CIELAB Buntton 38/360 = 0.105 (links)

3 stufige Reihen für konstanten CIELAB Buntton 30/360 = 0.083 (rechts)

BAM-Prüfvorlage UG00; Farbmétrik-Systeme ORS18 & ORS18input:  $cmY0^* setcmykcolor$   
D65: 3stufige Farbreihen und Koordinatendaten für 10 Bunttöne output: *Startup (S) data dependend*

Siehe ähnliche Dateien: <http://www.ps.bam.de/UG00/>  
Technische Information: <http://www.ps.bam.de/Version 2.1, io=0.0?>

BAM-Registrierung: 20060101-UG00/10S/S00G00SP.PS/.PDF BAM-Material: Code=rh4ta  
Anwendung für Beurteilung und Messung von Drucker- oder Monitorssystemen  
/UG00/ Form: 1/10, Serie: 1/1, Seite: 1  
Seitenhang 1

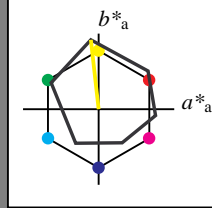
Eingabe: Farbmétrisches Reflexions-System ORS18

für Buntton  $h^* = lab^*h = 96/360 = 0.268$

$lab^*tch$  und  $lab^*nch$

D65: Buntton Y  
LCH\*Ma: 90 92 96  
olv\*Ma: 1.0 1.0 0.0

Dreiecks-Helligkeit  $t^*$



ORS18; adaptierte CIELAB-Daten

	$L^*=L^*_a$	$a^*_a$	$b^*_a$	$C^*_{ab,a}$	$h^*_{ab,a}$
YMa	47.94	65.37	50.52	82.62	38
LMa	90.37	-10.27	91.77	92.34	96
LMa	50.9	-62.79	34.95	71.87	151
CMa	58.62	-30.35	-45.01	54.3	236
VMa	25.71	31.11	-44.42	54.24	305
MMa	48.13	75.27	-8.35	75.73	354
NMa	18.01	0.0	0.0	0.0	0
WMa	95.41	0.0	0.0	0.0	0
RCIE	39.92	58.66	26.98	64.56	25
JCIE	81.26	-2.17	67.76	67.79	92
GCIE	52.23	-42.26	11.75	43.87	164
BCIE	30.57	1.15	-46.84	46.87	271

%Umfang  
 $u^*_{rel} = 93$   
%Regularität  
 $g^*_{H,rel} = 57$   
 $g^*_{C,rel} = 59$

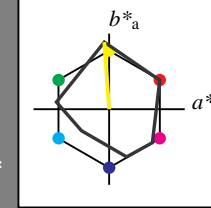
Ausgabe: Farbmétrisches Reflexions-System MRS18

für Buntton  $h^* = lab^*h = 94/360 = 0.261$

$lab^*tch$  und  $lab^*nch$

D65: Buntton J  
LCH\*Ma: 91 89 94  
olv\*Ma: 1.0 1.0 0.0

Dreiecks-Helligkeit  $t^*$



MRS18; adaptierte CIELAB-Daten

	$L^*=L^*_a$	$a^*_a$	$b^*_a$	$C^*_{ab,a}$	$h^*_{ab,a}$
RMa	49.63	66.96	38.37	77.18	30
JMa	90.7	-6.36	88.75	88.98	94
GMa	52.11	-69.73	9.44	70.37	172
G50BMa	45.03	-36.57	-28.47	46.36	218
BMa	36.65	23.19	-63.05	67.18	290
B50RMa	34.94	57.17	-44.26	72.31	322
NMa	18.01	0.0	0.0	0.0	0
WMa	95.41	0.0	0.0	0.0	0
RCIE	39.92	58.66	26.98	64.56	25
JCIE	81.26	-2.17	67.76	67.79	92
GCIE	52.23	-42.26	11.75	43.87	164
BCIE	30.57	1.15	-46.84	46.87	271

%Umfang  
 $u^*_{rel} = 91$   
%Regularität  
 $g^*_{H,rel} = 41$   
 $g^*_{C,rel} = 52$

relative Inform. Technology (IT)

olvi3*	1.0	1.0	1.0	(1.0)
cmyn3*	0.0	0.0	0.0	(0.0)
olvi4*	1.0	1.0	1.0	1.0
cmyn4*	0.0	0.0	0.0	0.0

standard and adapted CIELAB

LAB*LAB	95.41	-0.97	4.75
LAB*LABa	95.41	0.0	0.0
LAB*TCHa	99.99	0.01	-

relative CIELAB lab\*

lab*lab	1.0	0.0	0.0
lab*tch	1.0	0.0	-
lab*nch	0.0	0.0	-

relative Natural Colour (NC)

lab*lrj	1.0	0.0	0.0
lab*tce	1.0	0.0	-
lab*nce	0.0	0.0	-

relative Inform. Technology (IT)

olvi3*	1.0	1.0	0.5	(1.0)
cmyn3*	0.0	0.0	0.5	(0.0)
olvi4*	1.0	1.0	0.5	1.0
cmyn4*	0.0	0.0	0.5	0.0

standard and adapted CIELAB

LAB*LAB	93.05	-4.11	48.97
LAB*LABa	93.05	-3.17	44.37
LAB*TCHa	75.0	44.48	94.1

relative CIELAB lab\*

lab*lab	0.969	-0.035	0.499
lab*tch	0.75	0.5	0.261
lab*nch	0.0	0.5	0.261

relative Natural Colour (NC)

lab*lrj	0.969	-0.023	0.499
lab*tce	0.75	0.5	0.258
lab*nce	0.0	0.5	j03g

relative Inform. Technology (IT)

olvi3*	1.0	1.0	0.0	(1.0)
cmyn3*	0.0	0.0	1.0	(0.0)
olvi4*	1.0	1.0	0.0	1.0
cmyn4*	0.0	0.0	1.0	0.0

standard and adapted CIELAB

LAB*LAB	90.69	-7.25	93.17
LAB*LABa	90.69	-6.36	88.73
LAB*TCHa	50.0	88.96	94.1

relative CIELAB lab\*

lab*lab	0.939	-0.071	0.997
lab*tch	0.5	1.0	0.261
lab*nch	0.0	1.0	0.261

relative Natural Colour (NC)

lab*lrj	0.939	-0.048	0.999
lab*tce	0.5	1.0	0.258
lab*nce	0.0	1.0	j03g

relative Inform. Technology (IT)

olvi3*	0.5	0.5	0.5	(1.0)
cmyn3*	0.5	0.5	0.5	(0.0)
olvi4*	1.0	1.0	1.0	0.5
cmyn4*	0.0	0.0	0.0	0.5

standard and adapted CIELAB

LAB*LAB	56.71	-0.23	2.14
LAB*LABa	56.71	0.0	0.0
LAB*TCHa	50.0	0.01	-

relative CIELAB lab\*

lab*lab	0.5	0.0	0.0
lab*tch	0.5	0.0	-
lab*nch	0.5	0.0	-

relative Natural Colour (NC)

lab*lrj	0.5	0.0	0.0
lab*tce	0.5	0.0	-
lab*nce	0.5	0.0	-

relative Inform. Technology (IT)

olvi3*	0.5	0.5	0.0	(1.0)
cmyn3*	0.5	0.5	1.0	(0.0)
olvi4*	1.0	1.0	0.5	0.5
cmyn4*	0.0	0.0	0.5	0.5

standard and adapted CIELAB

LAB*LAB	54.35	-3.37	46.36
LAB*LABa	54.35	-3.17	44.37
LAB*TCHa	25.01	44.48	94.1

relative CIELAB lab\*

lab*lab	0.47	-0.035	0.499
lab*tch	0.25	0.5	0.261
lab*nch	0.5	0.5	0.261

relative Natural Colour (NC)

lab*lrj	0.47	-0.023	0.499
lab*tce	0.25	0.5	0.258
lab*nce	0.5	0.5	j03g

relative Inform. Technology (IT)

olvi3*	0.5	0.5	0.0	(1.0)
cmyn3*	0.5	0.5	1.0	(0.0)
olvi4*	1.0	1.0	0.5	0.5
cmyn4*	0.0	0.0	0.5	0.5

standard and adapted CIELAB

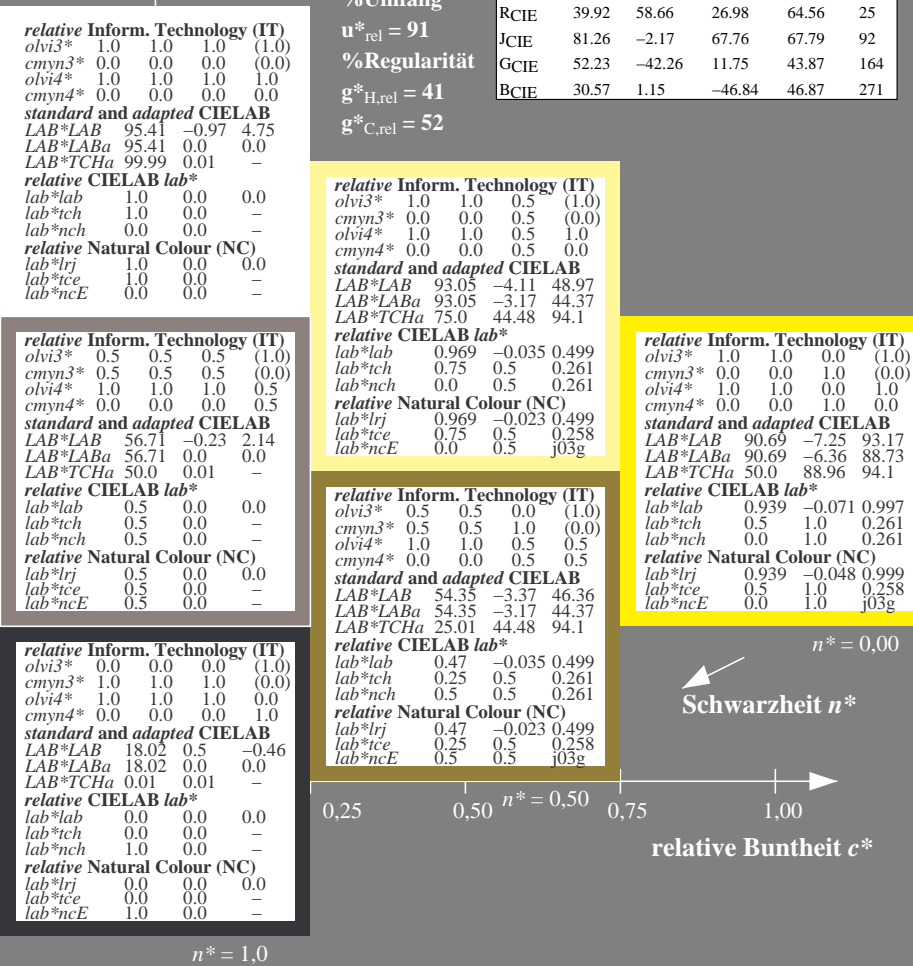

LAB*LAB	18.02	0.5	-0.46
LAB*LABa	18.02	0.0	0.0
LAB*TCHa	0.01	0.01	-

relative CIELAB lab\*

lab*lab	0.0	0.0	0.0
lab*tch	0.0	0.0	-
lab*nch	1.0	0.0	-

relative Natural Colour (NC)

lab*lrj	0.0	0.0	0.0
lab*tce	0.0	0.0	-
lab*nce	1.0	0.0	-



UG000-7, 3 stufige Reihen für konstanten CIELAB Buntton 96/360 = 0.268 (links)

3 stufige Reihen für konstanten CIELAB Buntton 94/360 = 0.261 (rechts)

BAM-Prüfvorlage UG00; Farbmétrik-Systeme ORS18 & ORS18input:  $cmY0^* setcmykcolor$

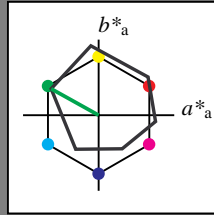
D65: 3stufige Farbreihen und Koordinatendaten für 10 Bunttöne output: *Startup (S) data dependend*

Eingabe: Farbmétrisches Reflexions-System ORS18

für Buntton  $h^* = lab^*h = 151/360 = 0.419$   
 $lab^*tch$  und  $lab^*nch$

D65: Buntton L  
 LCH\*Ma: 51 72 151  
 olv\*Ma: 0.0 1.0 0.0

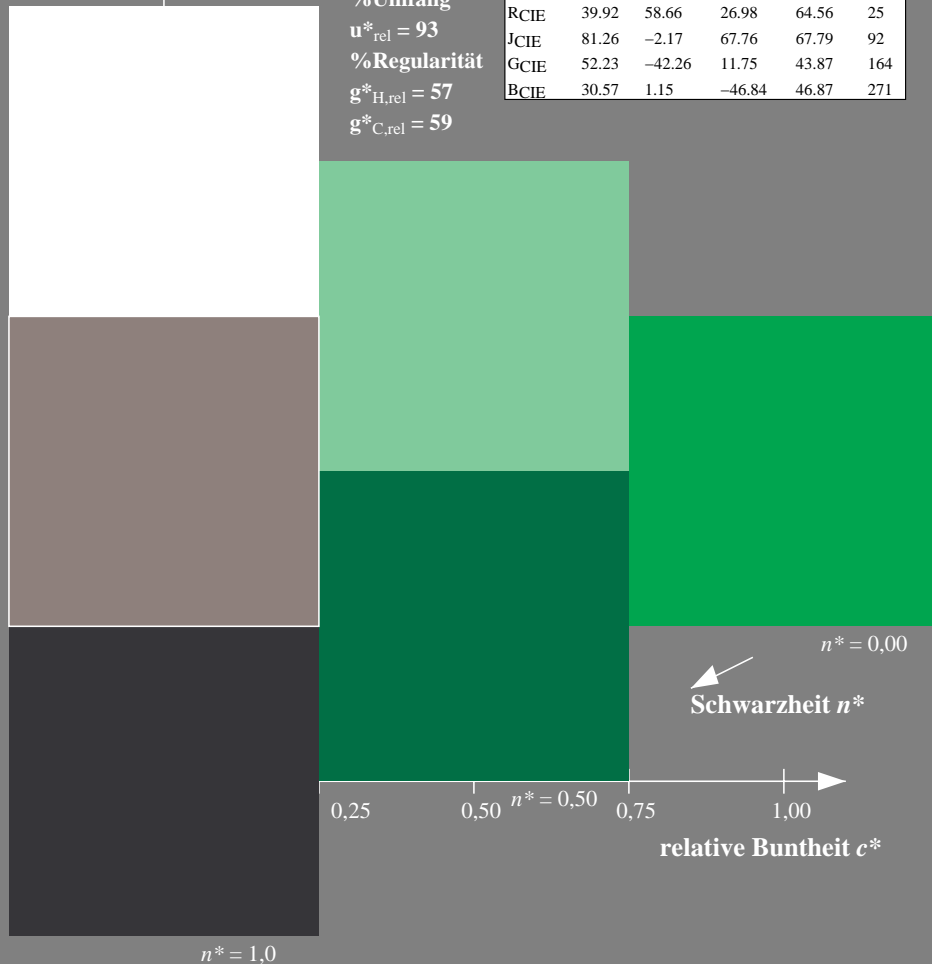
Dreiecks-Helligkeit  $t^*$



**ORS18; adaptierte CIELAB-Daten**

	$L^*=L^*_a$	$a^*_a$	$b^*_a$	$C^*_{ab,a}$	$h^*_{ab,a}$
OMa	47.94	65.37	50.52	82.62	38
YMa	90.37	-10.27	91.77	92.34	96
LMa	50.9	-62.79	34.95	71.87	151
CMa	58.62	-30.35	-45.01	54.3	236
VMa	25.71	31.11	-44.42	54.24	305
MMa	48.13	75.27	-8.35	75.73	354
NMa	18.01	0.0	0.0	0.0	0
WMa	95.41	0.0	0.0	0.0	0
RCIE	39.92	58.66	26.98	64.56	25
JCIE	81.26	-2.17	67.76	67.79	92
GCIE	52.23	-42.26	11.75	43.87	164
BCIE	30.57	1.15	-46.84	46.87	271

%Umfang  
 $u^*_{rel} = 93$   
 %Regularität  
 $g^*_{H,rel} = 57$   
 $g^*_{C,rel} = 59$

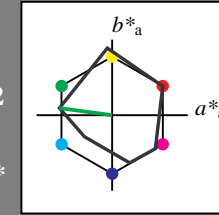


Ausgabe: Farbmétrisches Reflexions-System MRS18

für Buntton  $h^* = lab^*h = 172/360 = 0.479$   
 $lab^*tch$  und  $lab^*nch$

D65: Buntton G  
 LCH\*Ma: 52 70 172  
 olv\*Ma: 0.0 1.0 0.0

Dreiecks-Helligkeit  $t^*$



**relative Inform. Technology (IT)**

olvi3*	1.0	1.0	1.0	(1.0)
cmyn3*	0.0	0.0	0.0	(0.0)
olvi4*	1.0	1.0	1.0	1.0
cmyn4*	0.0	0.0	0.0	0.0

**standard and adapted CIELAB**

LAB*LAB	95.41	-0.97	4.75
LAB*LABa	95.41	0.0	0.0
LAB*TCHa	99.99	0.01	-

**relative CIELAB lab\***

lab*lab	1.0	0.0	0.0
lab*tch	1.0	0.0	-
lab*nch	0.0	0.0	-

**relative Natural Colour (NC)**

lab*lrj	1.0	0.0	0.0
lab*tce	1.0	0.0	-
lab*nce	0.0	0.0	-

%Umfang  
 $u^*_{rel} = 91$   
 %Regularität  
 $g^*_{H,rel} = 41$   
 $g^*_{C,rel} = 52$

**relative Inform. Technology (IT)**

olvi3*	0.5	1.0	0.5	(1.0)
cmyn3*	0.5	0.0	0.5	(0.0)
olvi4*	0.5	1.0	0.5	1.0
cmyn4*	0.5	0.0	0.5	0.0

**standard and adapted CIELAB**

LAB*LAB	73.75	-35.42	8.02
LAB*LABa	73.75	-34.85	4.72
LAB*TCHa	75.0	35.18	172.29

**relative CIELAB lab\***

lab*lab	0.72	-0.494	0.067
lab*tch	0.75	0.5	0.479
lab*nch	0.0	0.5	0.479

**relative Natural Colour (NC)**

lab*lrj	0.72	-0.496	-0.056
lab*tce	0.75	0.5	0.518
lab*nce	0.0	0.5	g07b

**relative Inform. Technology (IT)**

olvi3*	0.0	0.5	0.0	(1.0)
cmyn3*	0.0	0.5	1.0	(0.0)
olvi4*	0.5	1.0	0.5	0.5
cmyn4*	0.5	0.0	0.5	0.5

**standard and adapted CIELAB**

LAB*LAB	35.06	-34.67	5.41
LAB*LABa	35.06	-34.85	4.72
LAB*TCHa	25.01	35.18	172.29

**relative CIELAB lab\***

lab*lab	0.22	-0.494	0.067
lab*tch	0.25	0.5	0.479
lab*nch	0.5	0.5	0.479

**relative Natural Colour (NC)**

lab*lrj	0.22	-0.496	-0.056
lab*tce	0.25	0.5	0.518
lab*nce	0.5	0.5	g07b



3 stufige Reihen für konstanten CIELAB Buntton 172/360 = 0.479 (rechts)

UG000-7, 3 stufige Reihen für konstanten CIELAB Buntton 151/360 = 0.419 (links)

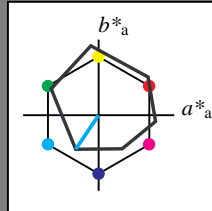
BAM-Prüfvorlage UG00; Farbmétrik-Systeme ORS18 & ORS18input:  $cmY0^* setcmykcolor$

D65: 3stufige Farbreihen und Koordinatendaten für 10 Bunttöne output: *Startup (S) data dependend*

Eingabe: Farbmétrisches Reflexions-System ORS18

für Buntton  $h^* = lab^*h = 236/360 = 0.656$   
 $lab^*tch$  und  $lab^*nch$

D65: Buntton C  
 LCH\*Ma: 59 54 236  
 olv\*Ma: 0.0 1.0 1.0  
 Dreiecks-Helligkeit  $t^*$



**ORS18; adaptierte CIELAB-Daten**

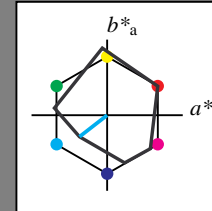
	$L^*=L^*_a$	$a^*_a$	$b^*_a$	$C^*_{ab,a}$	$h^*_{ab,a}$
YMa	47.94	65.37	50.52	82.62	38
OMa	90.37	-10.27	91.77	92.34	96
LMa	50.9	-62.79	34.95	71.87	151
CMa	58.62	-30.35	-45.01	54.3	236
VMa	25.71	31.11	-44.42	54.24	305
MMa	48.13	75.27	-8.35	75.73	354
NMa	18.01	0.0	0.0	0.0	0
WMa	95.41	0.0	0.0	0.0	0
RCIE	39.92	58.66	26.98	64.56	25
JCIE	81.26	-2.17	67.76	67.79	92
GCIE	52.23	-42.26	11.75	43.87	164
BCIE	30.57	1.15	-46.84	46.87	271

%Umfang  
 $u^*_{rel} = 93$   
 %Regularität  
 $g^*_{H,rel} = 57$   
 $g^*_{C,rel} = 59$

Ausgabe: Farbmétrisches Reflexions-System MRS18

für Buntton  $h^* = lab^*h = 218/360 = 0.605$   
 $lab^*tch$  und  $lab^*nch$

D65: Buntton G50B  
 LCH\*Ma: 45 46 218  
 olv\*Ma: 0.0 1.0 1.0  
 Dreiecks-Helligkeit  $t^*$



**MRS18; adaptierte CIELAB-Daten**

	$L^*=L^*_a$	$a^*_a$	$b^*_a$	$C^*_{ab,a}$	$h^*_{ab,a}$
RMa	49.63	66.96	38.37	77.18	30
JMa	90.7	-6.36	88.75	88.98	94
GMa	52.11	-69.73	9.44	70.37	172
G50BMa	45.03	-36.57	-28.47	46.36	218
BMa	36.65	23.19	-63.05	67.18	290
B50RMa	34.94	57.17	-44.26	72.31	322
NMa	18.01	0.0	0.0	0.0	0
WMa	95.41	0.0	0.0	0.0	0
RCIE	39.92	58.66	26.98	64.56	25
JCIE	81.26	-2.17	67.76	67.79	92
GCIE	52.23	-42.26	11.75	43.87	164
BCIE	30.57	1.15	-46.84	46.87	271

%Umfang  
 $u^*_{rel} = 91$   
 %Regularität  
 $g^*_{H,rel} = 41$   
 $g^*_{C,rel} = 52$

**relative Inform. Technology (IT)**

olvi3*	1.0	1.0	1.0	(1.0)
cmyn3*	0.0	0.0	0.0	(0.0)
olvi4*	1.0	1.0	1.0	1.0
cmyn4*	0.0	0.0	0.0	0.0

**standard and adapted CIELAB**

LAB*LAB	95.41	-0.97	4.75
LAB*LABa	95.41	0.0	0.0
LAB*TCHa	99.99	0.01	-

**relative CIELAB lab\***

lab*lab	1.0	0.0	0.0
lab*tch	1.0	0.0	-
lab*nch	0.0	0.0	-

**relative Natural Colour (NC)**

lab*lrj	1.0	0.0	0.0
lab*tce	1.0	0.0	-
lab*nce	0.0	0.0	-

**relative Inform. Technology (IT)**

olvi3*	0.5	1.0	1.0	(1.0)
cmyn3*	0.5	0.0	0.0	(0.0)
olvi4*	0.5	1.0	1.0	1.0
cmyn4*	0.5	0.0	0.0	0.0

**standard and adapted CIELAB**

LAB*LAB	70.21	-18.77	-11.17
LAB*LABa	70.21	-18.27	-14.23
LAB*TCHa	75.0	23.17	217.91

**relative CIELAB lab\***

lab*lab	0.674	-0.393	-0.306
lab*tch	0.75	0.5	0.605
lab*nch	0.0	0.5	0.605

**relative Natural Colour (NC)**

lab*lrj	0.674	-0.353	-0.352
lab*tce	0.75	0.5	0.625
lab*nce	0.0	0.5	g49b

**relative Inform. Technology (IT)**

olvi3*	0.5	0.5	0.5	(1.0)
cmyn3*	0.5	0.5	0.5	(0.0)
olvi4*	1.0	1.0	1.0	0.5
cmyn4*	0.0	0.0	0.0	0.5

**standard and adapted CIELAB**

LAB*LAB	56.71	-0.23	2.14
LAB*LABa	56.71	0.0	0.0
LAB*TCHa	50.0	0.01	-

**relative CIELAB lab\***

lab*lab	0.5	0.0	0.0
lab*tch	0.5	0.0	-
lab*nch	0.5	0.0	-

**relative Natural Colour (NC)**

lab*lrj	0.5	0.0	0.0
lab*tce	0.5	0.0	-
lab*nce	0.5	0.0	-

**relative Inform. Technology (IT)**

olvi3*	0.0	0.5	0.5	(1.0)
cmyn3*	1.0	0.5	0.5	(0.0)
olvi4*	0.5	1.0	1.0	0.5
cmyn4*	0.5	0.0	0.0	0.5

**standard and adapted CIELAB**

LAB*LAB	31.52	-18.03	-13.78
LAB*LABa	31.52	-18.27	-14.23
LAB*TCHa	25.01	23.17	217.91

**relative CIELAB lab\***

lab*lab	0.175	-0.393	-0.306
lab*tch	0.25	0.5	0.605
lab*nch	0.5	0.5	0.605

**relative Natural Colour (NC)**

lab*lrj	0.175	-0.353	-0.352
lab*tce	0.25	0.5	0.625
lab*nce	0.5	0.5	g49b

**relative Inform. Technology (IT)**

olvi3*	0.0	1.0	1.0	(1.0)
cmyn3*	1.0	0.0	0.0	(0.0)
olvi4*	0.0	1.0	1.0	1.0
cmyn4*	1.0	0.0	0.0	0.0

**standard and adapted CIELAB**

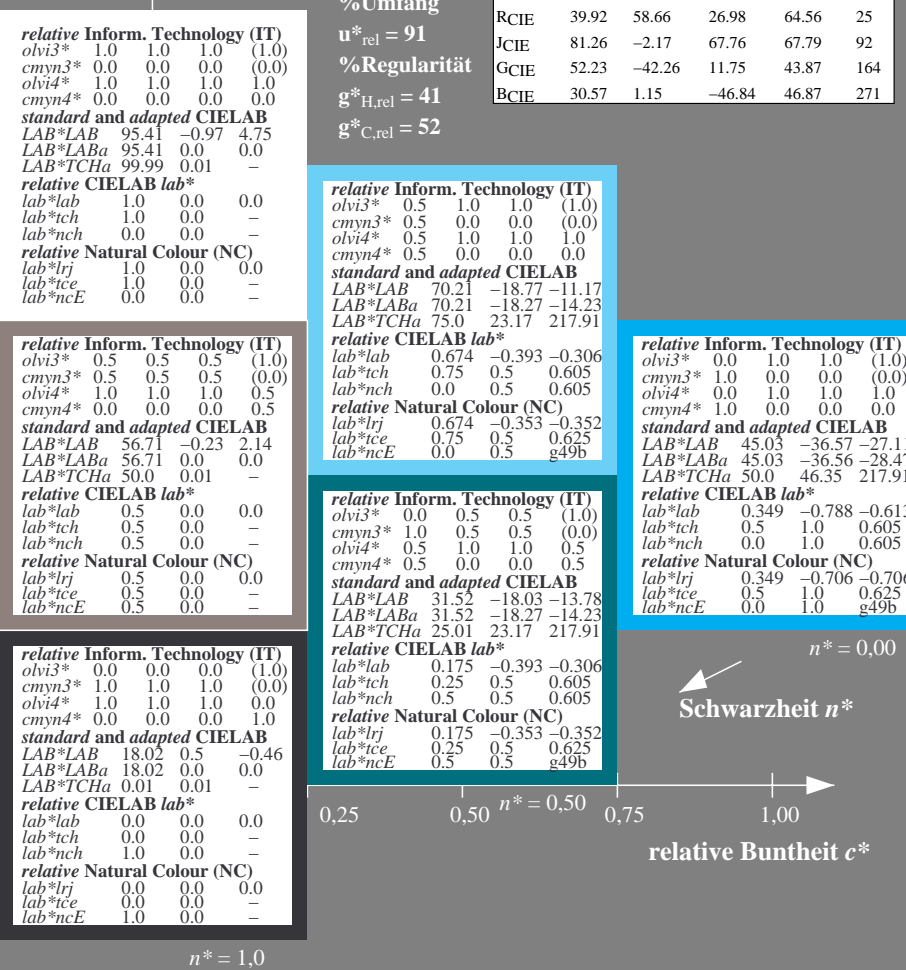
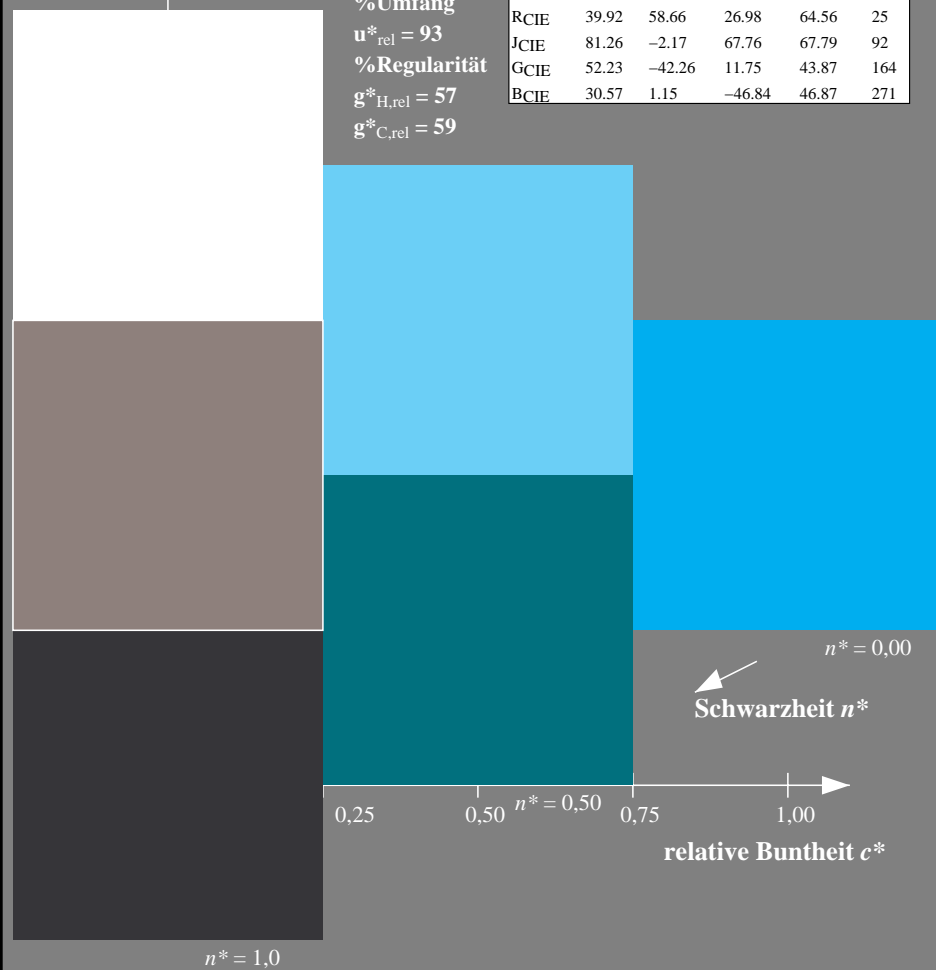
LAB*LAB	45.03	-36.57	-27.11
LAB*LABa	45.03	-36.56	-28.47
LAB*TCHa	50.0	46.35	217.91

**relative CIELAB lab\***

lab*lab	0.349	-0.788	-0.613
lab*tch	0.5	1.0	0.605
lab*nch	0.0	1.0	0.605

**relative Natural Colour (NC)**

lab*lrj	0.349	-0.706	-0.706
lab*tce	0.5	1.0	0.625
lab*nce	0.0	1.0	g49b



UG000-7, 3 stufige Reihen für konstanten CIELAB Buntton 236/360 = 0.656 (links)

3 stufige Reihen für konstanten CIELAB Buntton 218/360 = 0.605 (rechts)

BAM-Prüfvorlage UG00; Farbmétrik-Systeme ORS18 & ORS18input:  $cmY0^* setcmykcolor$

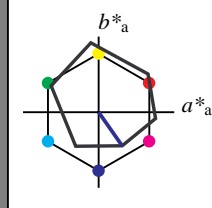
D65: 3stufige Farbreihen und Koordinatendaten für 10 Bunttöne output: *Startup (S) data dependend*

Eingabe: Farbmétrisches Reflexions-System ORS18

für Buntton  $h^* = lab^*h = 305/360 = 0.847$   
 $lab^*tch$  und  $lab^*nch$

D65: Buntton V  
LCH\*Ma: 26 54 305  
olv\*Ma: 0.0 0.0 1.0


Dreiecks-Helligkeit  $t^*$



ORS18; adaptierte CIELAB-Daten

	$L^*=L^*_a$	$a^*_a$	$b^*_a$	$C^*_{ab,a}$	$h^*_{ab,a}$
OMa	47.94	65.37	50.52	82.62	38
YMa	90.37	-10.27	91.77	92.34	96
LMa	50.9	-62.79	34.95	71.87	151
CMa	58.62	-30.35	-45.01	54.3	236
VMa	25.71	31.11	-44.42	54.24	305
MMa	48.13	75.27	-8.35	75.73	354
NMa	18.01	0.0	0.0	0.0	0
WMa	95.41	0.0	0.0	0.0	0
RCIE	39.92	58.66	26.98	64.56	25
JCIE	81.26	-2.17	67.76	67.79	92
GCIE	52.23	-42.26	11.75	43.87	164
BCIE	30.57	1.15	-46.84	46.87	271

%Umfang  
 $u^*_{rel} = 93$   
%Regularität  
 $g^*_{H,rel} = 57$   
 $g^*_{C,rel} = 59$

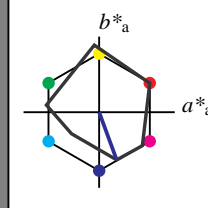


Ausgabe: Farbmétrisches Reflexions-System MRS18

für Buntton  $h^* = lab^*h = 290/360 = 0.806$   
 $lab^*tch$  und  $lab^*nch$

D65: Buntton B  
LCH\*Ma: 37 67 290  
olv\*Ma: 0.0 0.0 1.0

Dreiecks-Helligkeit  $t^*$



relative Inform. Technology (IT)

olvi3*	1.0	1.0	1.0	(1.0)
cmyn3*	0.0	0.0	0.0	(0.0)
olvi4*	1.0	1.0	1.0	1.0
cmyn4*	0.0	0.0	0.0	0.0

standard and adapted CIELAB

LAB*LAB	95.41	-0.97	4.75
LAB*LABa	95.41	0.0	0.0
LAB*TCHa	99.99	0.01	-

relative CIELAB lab\*

lab*lab	1.0	0.0	0.0
lab*tch	1.0	0.0	-
lab*nch	0.0	0.0	-

relative Natural Colour (NC)

lab*lrj	1.0	0.0	0.0
lab*tce	1.0	0.0	-
lab*nce	0.0	0.0	-

%Umfang  
 $u^*_{rel} = 91$   
%Regularität  
 $g^*_{H,rel} = 41$   
 $g^*_{C,rel} = 52$

relative Inform. Technology (IT)

olvi3*	0.5	0.5	0.5	(1.0)
cmyn3*	0.5	0.5	0.5	(0.0)
olvi4*	1.0	1.0	1.0	0.5
cmyn4*	0.0	0.0	0.0	0.5

standard and adapted CIELAB

LAB*LAB	56.71	-0.23	2.14
LAB*LABa	56.71	0.0	0.0
LAB*TCHa	50.0	0.01	-

relative CIELAB lab\*

lab*lab	0.5	0.0	0.0
lab*tch	0.5	0.0	-
lab*nch	0.5	0.0	-

relative Natural Colour (NC)

lab*lrj	0.5	0.0	0.0
lab*tce	0.5	0.0	-
lab*nce	0.5	0.0	-

relative Inform. Technology (IT)

olvi3*	0.5	0.5	1.0	(1.0)
cmyn3*	0.5	0.5	0.0	(0.0)
olvi4*	0.5	0.5	1.0	1.0
cmyn4*	0.5	0.5	0.0	0.0

standard and adapted CIELAB

LAB*LAB	66.03	11.17	-28.74
LAB*LABa	66.03	11.59	-31.51
LAB*TCHa	75.0	33.59	290.19

relative CIELAB lab\*

lab*lab	0.62	0.173	-0.468
lab*tch	0.75	0.5	0.806
lab*nch	0.0	0.5	0.806

relative Natural Colour (NC)

lab*lrj	0.62	0.129	-0.482
lab*tce	0.75	0.5	0.791
lab*nce	0.0	0.5	b16r

relative Inform. Technology (IT)

olvi3*	0.0	0.0	0.5	(1.0)
cmyn3*	1.0	1.0	0.5	(0.0)
olvi4*	0.5	0.5	1.0	0.5
cmyn4*	0.5	0.5	0.0	0.5

standard and adapted CIELAB

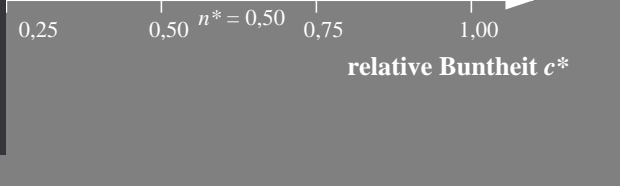
LAB*LAB	27.34	11.92	-31.35
LAB*LABa	27.34	11.59	-31.51
LAB*TCHa	25.01	33.59	290.19

relative CIELAB lab\*

lab*lab	0.12	0.173	-0.468
lab*tch	0.25	0.5	0.806
lab*nch	0.5	0.5	0.806

relative Natural Colour (NC)

lab*lrj	0.12	0.129	-0.482
lab*tce	0.25	0.5	0.791
lab*nce	0.5	0.5	b16r



3 stufige Reihen für konstanten CIELAB Buntton 290/360 = 0.806 (rechts)

UG000-7, 3 stufige Reihen für konstanten CIELAB Buntton 305/360 = 0.847 (links)

BAM-Prüfvorlage UG00; Farbmétrik-Systeme ORS18 & ORS18input:  $cmY0^* setcmykcolor$   
D65: 3stufige Farbreihen und Koordinatendaten für 10 Bunttöne output: *Startup (S) data dependend*

Siehe ähnliche Dateien: <http://www.ps.bam.de/UG00/>  
Technische Information: <http://www.ps.bam.de/Version 2.1, io=0.0?>

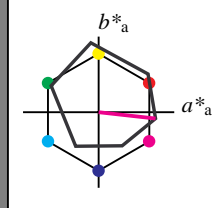
BAM-Registrierung: 20060101-UG00/10S/S00G04SP.PS/.PDF BAM-Material: Code=rh4ta  
Anwendung für Beurteilung und Messung von Drucker- oder Monitorssystemen  
/UG00/ Form: 5/10, Serie: 1/1, Seite: 5  
Satzzeitung 5

Eingabe: Farbmétrisches Reflexions-System ORS18

für Buntton  $h^* = lab^*h = 354/360 = 0.982$   
 $lab^*tch$  und  $lab^*nch$

D65: Buntton M  
 LCH\*Ma: 48 76 354  
 olv\*Ma: 1.0 0.0 1.0

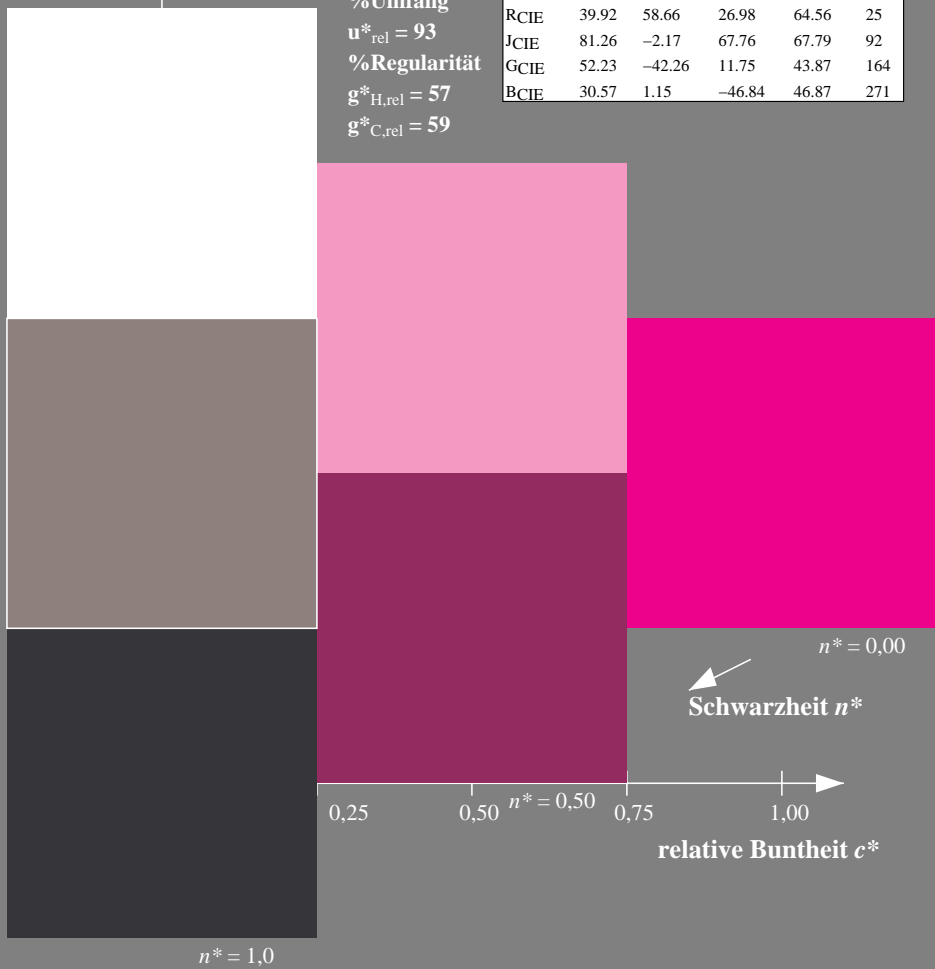
Dreiecks-Helligkeit  $t^*$



**ORS18; adaptierte CIELAB-Daten**

	$L^*=L^*_a$	$a^*_a$	$b^*_a$	$C^*_{ab,a}$	$h^*_{ab,a}$
OMa	47.94	65.37	50.52	82.62	38
YMa	90.37	-10.27	91.77	92.34	96
LMa	50.9	-62.79	34.95	71.87	151
CMa	58.62	-30.35	-45.01	54.3	236
VMa	25.71	31.11	-44.42	54.24	305
MMa	48.13	75.27	-8.35	75.73	354
NMa	18.01	0.0	0.0	0.0	0
WMa	95.41	0.0	0.0	0.0	0
RCIE	39.92	58.66	26.98	64.56	25
JCIE	81.26	-2.17	67.76	67.79	92
GCIE	52.23	-42.26	11.75	43.87	164
BCIE	30.57	1.15	-46.84	46.87	271

%Umfang  
 $u^*_{rel} = 93$   
 %Regularität  
 $g^*_{H,rel} = 57$   
 $g^*_{C,rel} = 59$

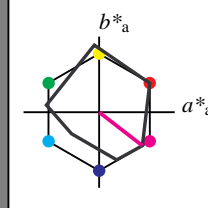


Ausgabe: Farbmétrisches Reflexions-System MRS18

für Buntton  $h^* = lab^*h = 322/360 = 0.895$   
 $lab^*tch$  und  $lab^*nch$

D65: Buntton B50R  
 LCH\*Ma: 35 72 322  
 olv\*Ma: 1.0 0.0 1.0

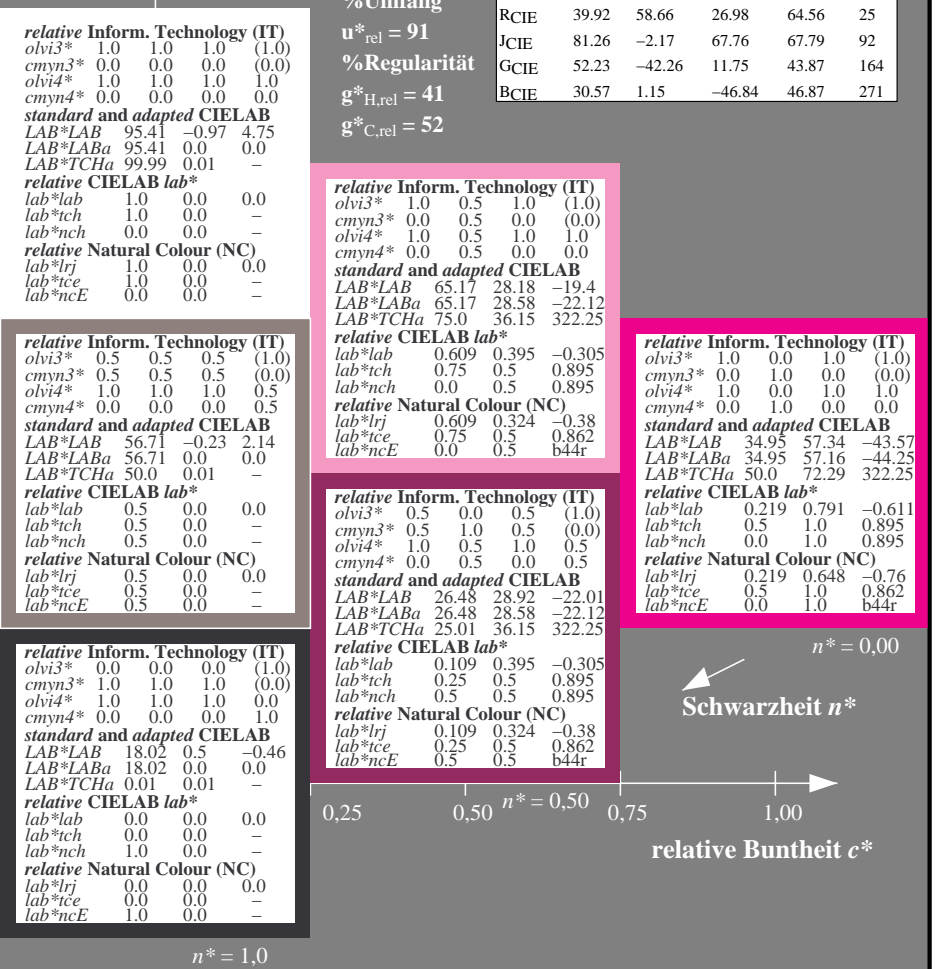
Dreiecks-Helligkeit  $t^*$



**MRS18; adaptierte CIELAB-Daten**

	$L^*=L^*_a$	$a^*_a$	$b^*_a$	$C^*_{ab,a}$	$h^*_{ab,a}$
RMa	49.63	66.96	38.37	77.18	30
JMa	90.7	-6.36	88.75	88.98	94
GMa	52.11	-69.73	9.44	70.37	172
G50BMa	45.03	-36.57	-28.47	46.36	218
BMa	36.65	23.19	-63.05	67.18	290
B50RMa	34.94	57.17	-44.26	72.31	322
NMa	18.01	0.0	0.0	0.0	0
WMa	95.41	0.0	0.0	0.0	0
RCIE	39.92	58.66	26.98	64.56	25
JCIE	81.26	-2.17	67.76	67.79	92
GCIE	52.23	-42.26	11.75	43.87	164
BCIE	30.57	1.15	-46.84	46.87	271

%Umfang  
 $u^*_{rel} = 91$   
 %Regularität  
 $g^*_{H,rel} = 41$   
 $g^*_{C,rel} = 52$



Siehe ähnliche Dateien: <http://www.ps.bam.de/UG00/>  
 Technische Information: <http://www.ps.bam.de/Version 2.1, io=0.0?>

BAM-Registrierung: 20060101-UG00/10S/S00G05SP.PS/.PDF BAM-Material: Code=rh4ta  
 Anwendung für Beurteilung und Messung von Drucker- oder Monitorssystemen  
 /UG00/ Form: 6/10, Serie: 1/1, Seite: 6  
 Seitenlung 6

UG000-7, 3 stufige Reihen für konstanten CIELAB Buntton 354/360 = 0.982 (links)

3 stufige Reihen für konstanten CIELAB Buntton 322/360 = 0.895 (rechts)

BAM-Prüfvorlage UG00; Farbmétrik-Systeme ORS18 & ORS18input:  $cmy0^* setcmycolor$   
 D65: 3stufige Farbreihen und Koordinatendaten für 10 Bunttöne output: *Startup (S) data dependend*

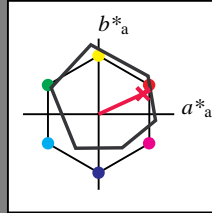
Eingabe: Farbmétrisches Reflexions-System ORS18

für Buntton  $h^* = lab^*h = 25/360 = 0.069$

$lab^*tch$  und  $lab^*nch$

D65: Buntton R  
LCH\*Ma: 48 75 25  
olv\*Ma: 1.0 0.0 0.32

Dreiecks-Helligkeit  $t^*$



**ORS18; adaptierte CIELAB-Daten**

	$L^*=L^*_a$	$a^*_a$	$b^*_a$	$C^*_{ab,a}$	$h^*_{ab,a}$
YMa	47.94	65.37	50.52	82.62	38
OMa	90.37	-10.27	91.77	92.34	96
LMa	50.9	-62.79	34.95	71.87	151
CMa	58.62	-30.35	-45.01	54.3	236
VMa	25.71	31.11	-44.42	54.24	305
MMa	48.13	75.27	-8.35	75.73	354
NMa	18.01	0.0	0.0	0.0	0
WMa	95.41	0.0	0.0	0.0	0
RCIE	39.92	58.66	26.98	64.56	25
JCIE	81.26	-2.17	67.76	67.79	92
GCIE	52.23	-42.26	11.75	43.87	164
BCIE	30.57	1.15	-46.84	46.87	271

%Umfang  
 $u^*_{rel} = 93$   
%Regularität  
 $g^*_{H,rel} = 57$   
 $g^*_{C,rel} = 59$

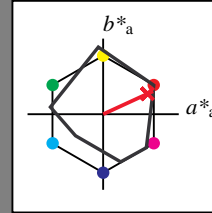
Ausgabe: Farbmétrisches Reflexions-System MRS18

für Buntton  $h^* = lab^*h = 25/360 = 0.069$

$lab^*tch$  und  $lab^*nch$

D65: Buntton R  
LCH\*Ma: 48 73 25  
olv\*Ma: 1.0 0.0 0.1

Dreiecks-Helligkeit  $t^*$



**MRS18; adaptierte CIELAB-Daten**

	$L^*=L^*_a$	$a^*_a$	$b^*_a$	$C^*_{ab,a}$	$h^*_{ab,a}$
RMa	49.63	66.96	38.37	77.18	30
JMa	90.7	-6.36	88.75	88.98	94
GMa	52.11	-69.73	9.44	70.37	172
G50BMa	45.03	-36.57	-28.47	46.36	218
BMa	36.65	23.19	-63.05	67.18	290
B50RMa	34.94	57.17	-44.26	72.31	322
NMa	18.01	0.0	0.0	0.0	0
WMa	95.41	0.0	0.0	0.0	0
RCIE	39.92	58.66	26.98	64.56	25
JCIE	81.26	-2.17	67.76	67.79	92
GCIE	52.23	-42.26	11.75	43.87	164
BCIE	30.57	1.15	-46.84	46.87	271

%Umfang  
 $u^*_{rel} = 91$   
%Regularität  
 $g^*_{H,rel} = 41$   
 $g^*_{C,rel} = 52$

**relative Inform. Technology (IT)**

olvi3*	1.0	1.0	1.0	(1.0)
cmyn3*	0.0	0.0	0.0	(0.0)
olvi4*	1.0	1.0	1.0	1.0
cmyn4*	0.0	0.0	0.0	0.0

**standard and adapted CIELAB**

LAB*LAB	95.41	-0.97	4.75
LAB*LABa	95.41	0.0	0.0
LAB*TCHa	99.99	0.01	-

**relative CIELAB lab\***

lab*lab	1.0	0.0	0.0
lab*tch	1.0	0.0	-
lab*nch	0.0	0.0	-

**relative Natural Colour (NC)**

lab*lrj	1.0	0.0	0.0
lab*tce	1.0	0.0	-
lab*nce	0.0	0.0	-

**relative Inform. Technology (IT)**

olvi3*	1.0	0.5	0.548	(1.0)
cmyn3*	0.0	0.5	0.452	(0.0)
olvi4*	1.0	0.5	0.549	1.0
cmyn4*	0.0	0.5	0.451	0.0

**standard and adapted CIELAB**

LAB*LAB	71.8	32.47	18.34
LAB*LABa	71.8	33.0	15.17
LAB*TCHa	75.0	36.32	24.7

**relative CIELAB lab\***

lab*lab	0.695	0.454	0.209
lab*tch	0.75	0.5	0.069
lab*nch	0.0	0.5	0.069

**relative Natural Colour (NC)**

lab*lrj	0.695	0.5	0.0
lab*tce	0.75	0.5	1.0
lab*nce	0.0	0.5	b99r

**relative Inform. Technology (IT)**

olvi3*	1.0	0.0	0.097	(1.0)
cmyn3*	0.0	1.0	0.903	(0.0)
olvi4*	1.0	0.0	0.097	1.0
cmyn4*	0.0	1.0	0.903	0.0

**standard and adapted CIELAB**

LAB*LAB	48.21	65.92	31.93
LAB*LABa	48.21	66.0	30.36
LAB*TCHa	50.0	72.65	24.7

**relative CIELAB lab\***

lab*lab	0.39	0.908	0.418
lab*tch	0.5	1.0	0.069
lab*nch	0.0	1.0	0.069

**relative Natural Colour (NC)**

lab*lrj	0.39	1.0	0.0
lab*tce	0.5	1.0	0.0
lab*nce	0.0	1.0	r00j

**relative Inform. Technology (IT)**

olvi3*	0.5	0.5	0.5	(1.0)
cmyn3*	0.5	0.5	0.5	(0.0)
olvi4*	1.0	1.0	1.0	0.5
cmyn4*	0.0	0.0	0.0	0.5

**standard and adapted CIELAB**

LAB*LAB	56.71	-0.23	2.14
LAB*LABa	56.71	0.0	0.0
LAB*TCHa	50.0	0.01	-

**relative CIELAB lab\***

lab*lab	0.5	0.0	0.0
lab*tch	0.5	0.0	-
lab*nch	0.5	0.0	-

**relative Natural Colour (NC)**

lab*lrj	0.5	0.0	0.0
lab*tce	0.5	0.0	-
lab*nce	0.5	0.0	-

**relative Inform. Technology (IT)**

olvi3*	0.5	0.0	0.048	(1.0)
cmyn3*	0.5	1.0	0.952	(0.0)
olvi4*	1.0	0.5	0.548	0.5
cmyn4*	0.0	0.5	0.452	0.5

**standard and adapted CIELAB**

LAB*LAB	33.11	33.21	15.74
LAB*LABa	33.11	33.0	15.18
LAB*TCHa	25.01	36.33	24.71

**relative CIELAB lab\***

lab*lab	0.195	0.454	0.209
lab*tch	0.25	0.5	0.069
lab*nch	0.5	0.5	0.069

**relative Natural Colour (NC)**

lab*lrj	0.195	0.5	0.0
lab*tce	0.25	0.5	0.0
lab*nce	0.5	0.5	r00j

**relative Inform. Technology (IT)**

olvi3*	0.0	0.0	0.0	(1.0)
cmyn3*	1.0	1.0	1.0	(0.0)
olvi4*	1.0	1.0	1.0	0.0
cmyn4*	0.0	0.0	0.0	1.0

**standard and adapted CIELAB**

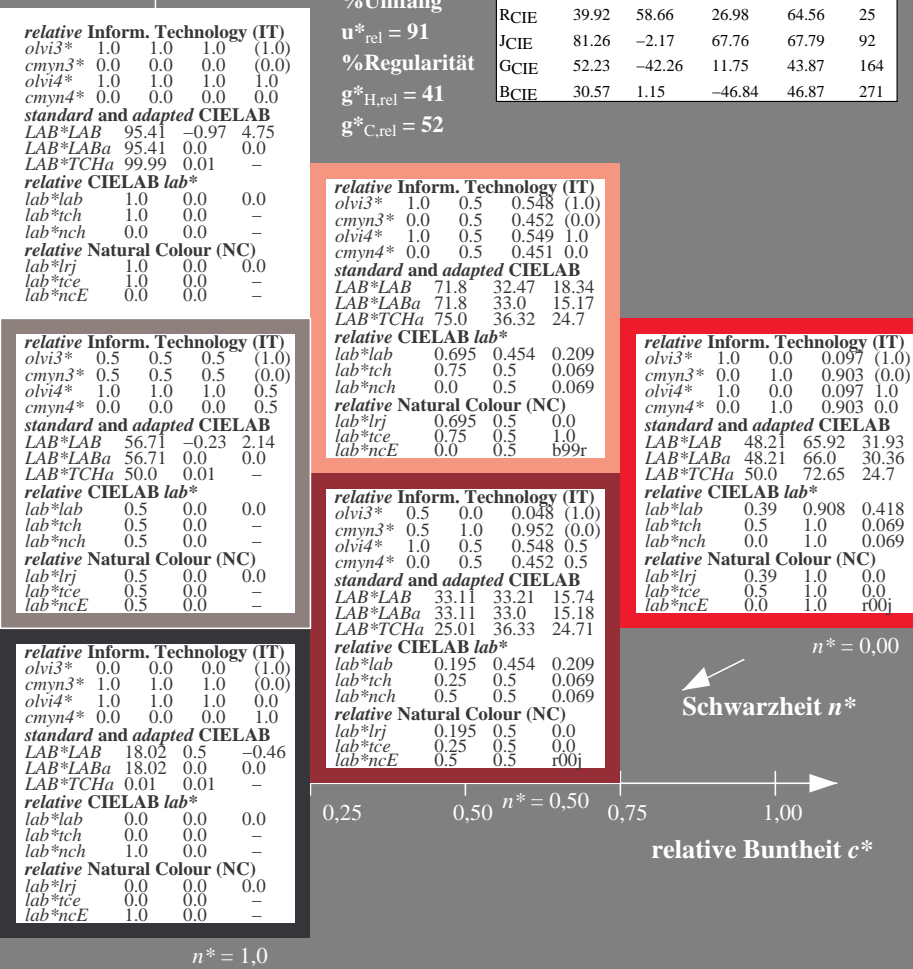
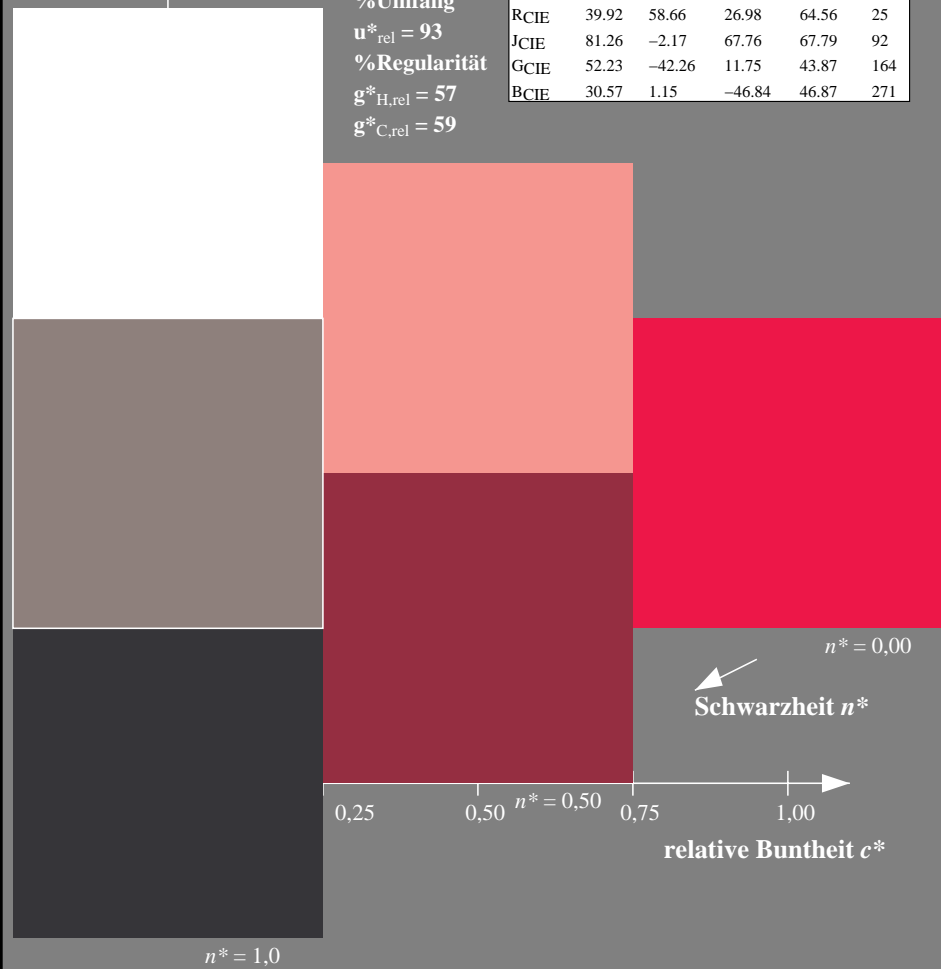
LAB*LAB	18.02	0.5	-0.46
LAB*LABa	18.02	0.0	0.0
LAB*TCHa	0.01	0.01	-

**relative CIELAB lab\***

lab*lab	0.0	0.0	0.0
lab*tch	0.0	0.0	-
lab*nch	1.0	0.0	-

**relative Natural Colour (NC)**

lab*lrj	0.0	0.0	0.0
lab*tce	0.0	0.0	-
lab*nce	1.0	0.0	-



UG000-7, 3 stufige Reihen für konstanten CIELAB Buntton 25/360 = 0.069 (links)

3 stufige Reihen für konstanten CIELAB Buntton 25/360 = 0.069 (rechts)

BAM-Prüfvorlage UG00; Farbmétrik-Systeme ORS18 & ORS18input:  $cmY0^* setcmykcolor$

D65: 3stufige Farbreihen und Koordinatendaten für 10 Bunttöne output: *Startup (S) data dependend*

Siehe ähnliche Dateien: <http://www.ps.bam.de/UG00/>  
Technische Information: <http://www.ps.bam.de/Version 2.1, io=0.0?>

BAM-Registrierung: 20060101-UG00/10S/S00G06SP.PS/.PDF BAM-Material: Code=rh4ta  
Anwendung für Beurteilung und Messung von Drucker- oder Monitorssystemen  
/UG00/ Form: 7/10, Serie: 1/1, Seite: 7  
Seite 7

Eingabe: Farbmétrisches Reflexions-System ORS18

für Buntton  $h^* = lab^*h = 92/360 = 0.255$

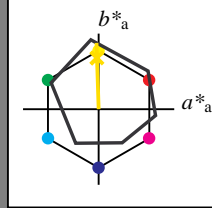
$lab^*tch$  und  $lab^*nch$

D65: Buntton J

LCH\*Ma: 86 88 92

olv\*Ma: 1.0 0.9 0.0

Dreiecks-Helligkeit  $t^*$



ORS18; adaptierte CIELAB-Daten

	$L^*=L^*_a$	$a^*_a$	$b^*_a$	$C^*_{ab,a}$	$h^*_{ab,a}$
OMa	47.94	65.37	50.52	82.62	38
YMa	90.37	-10.27	91.77	92.34	96
LMa	50.9	-62.79	34.95	71.87	151
CMa	58.62	-30.35	-45.01	54.3	236
VMa	25.71	31.11	-44.42	54.24	305
MMa	48.13	75.27	-8.35	75.73	354
NMa	18.01	0.0	0.0	0.0	0
WMa	95.41	0.0	0.0	0.0	0
RCIE	39.92	58.66	26.98	64.56	25
JCIE	81.26	-2.17	67.76	67.79	92
GCIE	52.23	-42.26	11.75	43.87	164
BCIE	30.57	1.15	-46.84	46.87	271

%Umfang

$u^*_{rel} = 93$

%Regularität

$g^*_{H,rel} = 57$

$g^*_{C,rel} = 59$

Ausgabe: Farbmétrisches Reflexions-System MRS18

für Buntton  $h^* = lab^*h = 92/360 = 0.255$

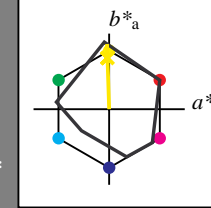
$lab^*tch$  und  $lab^*nch$

D65: Buntton J

LCH\*Ma: 89 86 92

olv\*Ma: 1.0 0.95 0.0

Dreiecks-Helligkeit  $t^*$



%Umfang

$u^*_{rel} = 91$

%Regularität

$g^*_{H,rel} = 41$

$g^*_{C,rel} = 52$

MRS18; adaptierte CIELAB-Daten

	$L^*=L^*_a$	$a^*_a$	$b^*_a$	$C^*_{ab,a}$	$h^*_{ab,a}$
RMa	49.63	66.96	38.37	77.18	30
JMa	90.7	-6.36	88.75	88.98	94
GMa	52.11	-69.73	9.44	70.37	172
G50BMa	45.03	-36.57	-28.47	46.36	218
BMa	36.65	23.19	-63.05	67.18	290
B50RMa	34.94	57.17	-44.26	72.31	322
NMa	18.01	0.0	0.0	0.0	0
WMa	95.41	0.0	0.0	0.0	0
RCIE	39.92	58.66	26.98	64.56	25
JCIE	81.26	-2.17	67.76	67.79	92
GCIE	52.23	-42.26	11.75	43.87	164
BCIE	30.57	1.15	-46.84	46.87	271

%Umfang

$u^*_{rel} = 91$

%Regularität

$g^*_{H,rel} = 41$

$g^*_{C,rel} = 52$

relative Inform. Technology (IT)  
 $olvi3^* = 1.0 \ 1.0 \ 1.0 \ (1.0)$   
 $cmyn3^* = 0.0 \ 0.0 \ 0.0 \ (0.0)$   
 $olvi4^* = 1.0 \ 1.0 \ 1.0 \ 1.0$   
 $cmyn4^* = 0.0 \ 0.0 \ 0.0 \ 0.0$

standard and adapted CIELAB  
 $LAB^*LAB = 95.41 \ -0.97 \ 4.75$   
 $LAB^*LABa = 95.41 \ 0.0 \ 0.0$   
 $LAB^*TCHa = 99.99 \ 0.01 \ -$

relative CIELAB lab\*  
 $lab^*lab = 1.0 \ 0.0 \ 0.0$   
 $lab^*tch = 1.0 \ 0.0 \ -$   
 $lab^*nch = 0.0 \ 0.0 \ -$

relative Natural Colour (NC)  
 $lab^*lrj = 1.0 \ 0.0 \ 0.0$   
 $lab^*tce = 1.0 \ 0.0 \ -$   
 $lab^*nce = 0.0 \ 0.0 \ -$

relative Inform. Technology (IT)  
 $olvi3^* = 0.5 \ 0.5 \ 0.5 \ (1.0)$   
 $cmyn3^* = 0.5 \ 0.5 \ 0.5 \ (0.0)$   
 $olvi4^* = 1.0 \ 1.0 \ 1.0 \ 0.5$   
 $cmyn4^* = 0.0 \ 0.0 \ 0.0 \ 0.5$

standard and adapted CIELAB  
 $LAB^*LAB = 56.71 \ -0.23 \ 2.14$   
 $LAB^*LABa = 56.71 \ 0.0 \ 0.0$   
 $LAB^*TCHa = 50.0 \ 0.01 \ -$

relative CIELAB lab\*  
 $lab^*lab = 0.5 \ 0.0 \ 0.0$   
 $lab^*tch = 0.5 \ 0.0 \ -$   
 $lab^*nch = 0.5 \ 0.0 \ -$

relative Natural Colour (NC)  
 $lab^*lrj = 0.5 \ 0.0 \ 0.0$   
 $lab^*tce = 0.5 \ 0.0 \ -$   
 $lab^*nce = 0.5 \ 0.0 \ -$

relative Inform. Technology (IT)  
 $olvi3^* = 0.0 \ 0.0 \ 0.0 \ (1.0)$   
 $cmyn3^* = 1.0 \ 1.0 \ 1.0 \ (0.0)$   
 $olvi4^* = 1.0 \ 1.0 \ 1.0 \ 0.0$   
 $cmyn4^* = 0.0 \ 0.0 \ 0.0 \ 1.0$

standard and adapted CIELAB  
 $LAB^*LAB = 18.02 \ 0.5 \ -0.46$   
 $LAB^*LABa = 18.02 \ 0.0 \ 0.0$   
 $LAB^*TCHa = 0.01 \ 0.01 \ -$

relative CIELAB lab\*  
 $lab^*lab = 0.0 \ 0.0 \ 0.0$   
 $lab^*tch = 0.0 \ 0.0 \ -$   
 $lab^*nch = 1.0 \ 0.0 \ -$

relative Natural Colour (NC)  
 $lab^*lrj = 0.0 \ 0.0 \ 0.0$   
 $lab^*tce = 0.0 \ 0.0 \ -$   
 $lab^*nce = 1.0 \ 0.0 \ -$

relative Inform. Technology (IT)  
 $olvi3^* = 1.0 \ 0.976 \ 0.5 \ (1.0)$   
 $cmyn3^* = 0.0 \ 0.024 \ 0.5 \ (0.0)$   
 $olvi4^* = 1.0 \ 0.976 \ 0.5 \ 1.0$   
 $cmyn4^* = 0.0 \ 0.024 \ 0.5 \ 0.0$

standard and adapted CIELAB  
 $LAB^*LAB = 92.04 \ -2.3 \ 47.67$   
 $LAB^*LABa = 92.04 \ -1.39 \ 43.14$   
 $LAB^*TCHa = 75.0 \ 43.16 \ 91.85$

relative CIELAB lab\*  
 $lab^*lab = 0.957 \ -0.015 \ 0.5$   
 $lab^*tch = 0.75 \ 0.5 \ 0.255$   
 $lab^*nch = 0.0 \ 0.5 \ 0.255$

relative Natural Colour (NC)  
 $lab^*lrj = 0.957 \ 0.0 \ 0.5$   
 $lab^*tce = 0.75 \ 0.5 \ 0.25$   
 $lab^*nce = 0.0 \ 0.5 \ j00g$

relative Inform. Technology (IT)  
 $olvi3^* = 0.5 \ 0.476 \ 0.0 \ (1.0)$   
 $cmyn3^* = 0.5 \ 0.524 \ 1.0 \ (0.0)$   
 $olvi4^* = 1.0 \ 0.976 \ 0.5 \ 0.5$   
 $cmyn4^* = 0.0 \ 0.024 \ 0.5 \ 0.5$

standard and adapted CIELAB  
 $LAB^*LAB = 53.35 \ -1.55 \ 45.05$   
 $LAB^*LABa = 53.35 \ -1.38 \ 43.13$   
 $LAB^*TCHa = 25.01 \ 43.16 \ 91.84$

relative CIELAB lab\*  
 $lab^*lab = 0.457 \ -0.015 \ 0.5$   
 $lab^*tch = 0.25 \ 0.5 \ 0.255$   
 $lab^*nch = 0.5 \ 0.5 \ 0.255$

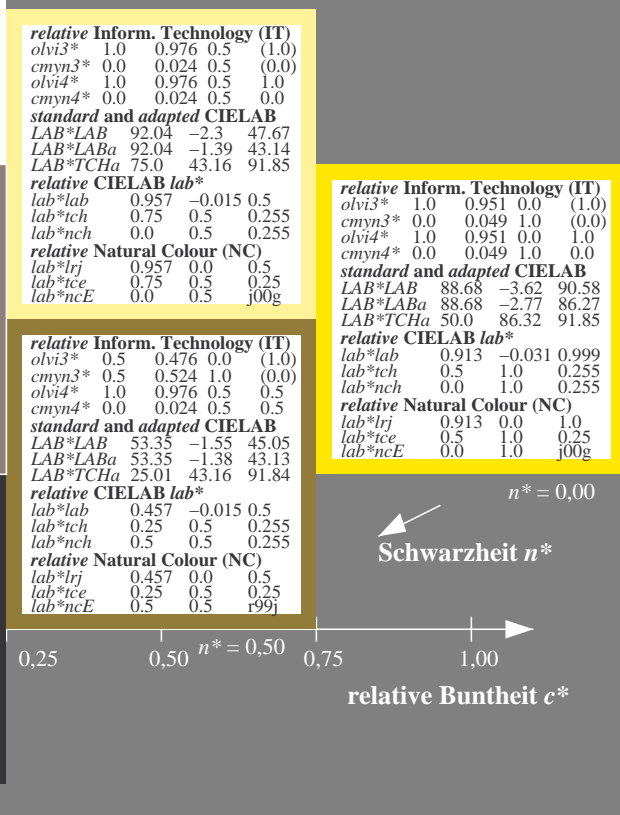
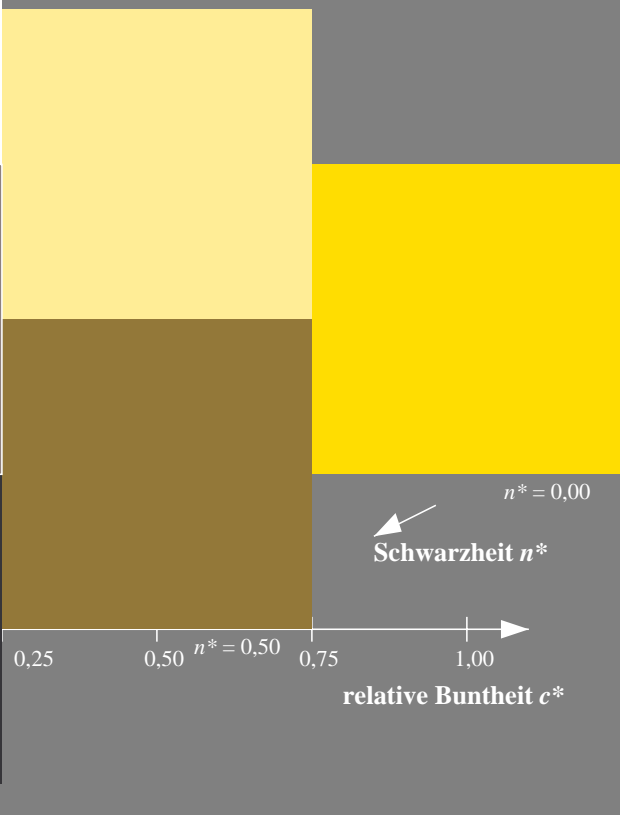
relative Natural Colour (NC)  
 $lab^*lrj = 0.457 \ 0.0 \ 0.5$   
 $lab^*tce = 0.25 \ 0.5 \ 0.25$   
 $lab^*nce = 0.5 \ 0.5 \ j99j$

relative Inform. Technology (IT)  
 $olvi3^* = 1.0 \ 0.951 \ 0.0 \ (1.0)$   
 $cmyn3^* = 0.0 \ 0.049 \ 1.0 \ (0.0)$   
 $olvi4^* = 1.0 \ 0.951 \ 0.0 \ 1.0$   
 $cmyn4^* = 0.0 \ 0.049 \ 1.0 \ 0.0$

standard and adapted CIELAB  
 $LAB^*LAB = 88.68 \ -3.62 \ 90.58$   
 $LAB^*LABa = 88.68 \ -2.77 \ 86.27$   
 $LAB^*TCHa = 50.0 \ 86.32 \ 91.85$

relative CIELAB lab\*  
 $lab^*lab = 0.913 \ -0.031 \ 0.999$   
 $lab^*tch = 0.5 \ 1.0 \ 0.255$   
 $lab^*nch = 0.0 \ 1.0 \ 0.255$

relative Natural Colour (NC)  
 $lab^*lrj = 0.913 \ 0.0 \ 1.0$   
 $lab^*tce = 0.5 \ 1.0 \ 0.25$   
 $lab^*nce = 0.0 \ 1.0 \ j00g$



UG000-7, 3 stufige Reihen für konstanten CIELAB Buntton 92/360 = 0.255 (links)

3 stufige Reihen für konstanten CIELAB Buntton 92/360 = 0.255 (rechts)

BAM-Prüfvorlage UG00; Farbmétrik-Systeme ORS18 & ORS18input:  $cmY0^* \ setcmykcolor$

D65: 3stufige Farbreihen und Koordinatendaten für 10 Bunttöne output: Startup (S) data dependend

Siehe ähnliche Dateien: <http://www.ps.bam.de/UG00/>  
 Technische Information: <http://www.ps.bam.de/Version 2.1, io=0.0?>

BAM-Registrierung: 20060101-UG00/10S/S00G07SP.PS/.PDF BAM-Material: Code=rh4ta  
 Anwendung für Beurteilung und Messung von Drucker- oder Monitorssystemen

/UG00/ Form: 8/10, Serie: 1/1, Seite: 8

Seite 8 von 8

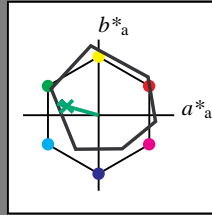


Eingabe: Farbmétrisches Reflexions-System ORS18

für Buntton  $h^* = lab^*h = 164/360 = 0.457$   
 $lab^*tch$  und  $lab^*nch$

D65: Buntton G  
LCH\*Ma: 53 57 164  
olv\*Ma: 0.0 1.0 0.25

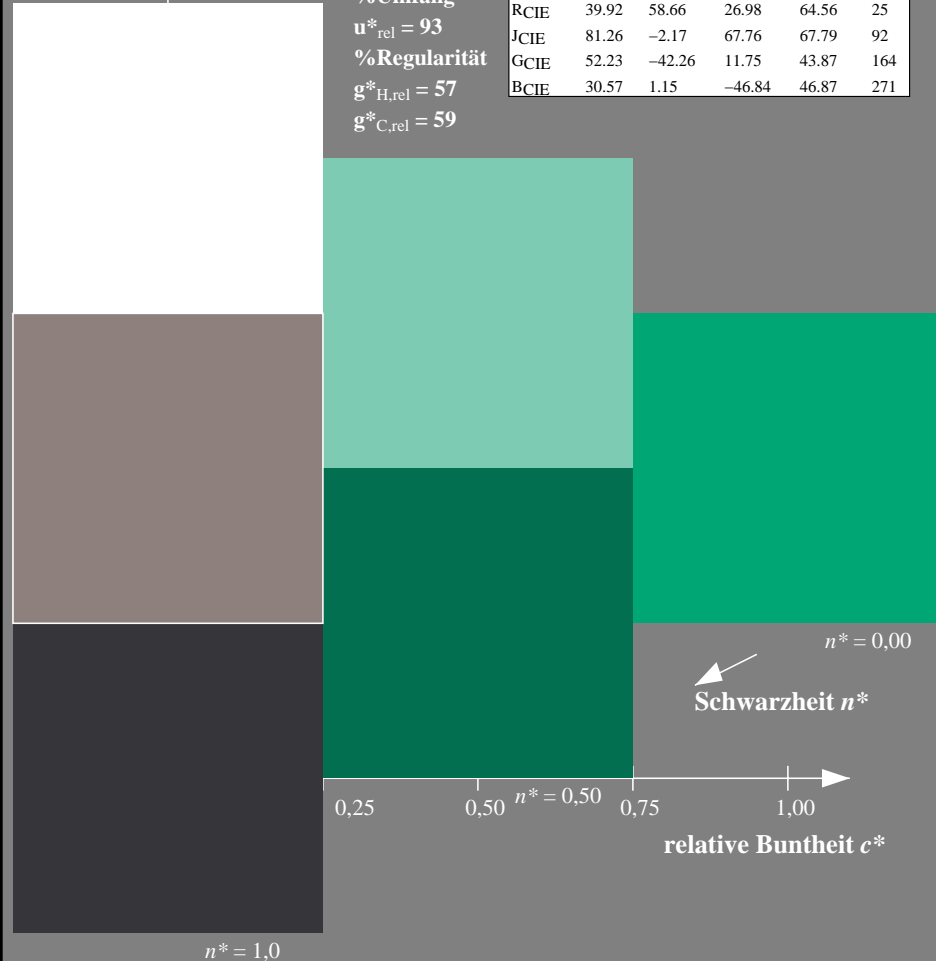
Dreiecks-Helligkeit  $t^*$



ORS18; adaptierte CIELAB-Daten

	$L^*=L^*_a$	$a^*_a$	$b^*_a$	$C^*_{ab,a}$	$h^*_{ab,a}$
YMa	47.94	65.37	50.52	82.62	38
OMa	90.37	-10.27	91.77	92.34	96
LMa	50.9	-62.79	34.95	71.87	151
CMa	58.62	-30.35	-45.01	54.3	236
VMa	25.71	31.11	-44.42	54.24	305
MMa	48.13	75.27	-8.35	75.73	354
NMa	18.01	0.0	0.0	0.0	0
WMa	95.41	0.0	0.0	0.0	0
RCIE	39.92	58.66	26.98	64.56	25
JCIE	81.26	-2.17	67.76	67.79	92
GCIE	52.23	-42.26	11.75	43.87	164
BCIE	30.57	1.15	-46.84	46.87	271

%Umfang  
 $u^*_{rel} = 93$   
%Regularität  
 $g^*_{H,rel} = 57$   
 $g^*_{C,rel} = 59$

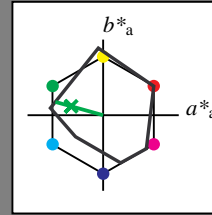


Ausgabe: Farbmétrisches Reflexions-System MRS18

für Buntton  $h^* = lab^*h = 164/360 = 0.457$   
 $lab^*tch$  und  $lab^*nch$

D65: Buntton G  
LCH\*Ma: 56 66 164  
olv\*Ma: 0.1 1.0 0.0

Dreiecks-Helligkeit  $t^*$



MRS18; adaptierte CIELAB-Daten

	$L^*=L^*_a$	$a^*_a$	$b^*_a$	$C^*_{ab,a}$	$h^*_{ab,a}$
RMa	49.63	66.96	38.37	77.18	30
JMa	90.7	-6.36	88.75	88.98	94
GMa	52.11	-69.73	9.44	70.37	172
G50BMa	45.03	-36.57	-28.47	46.36	218
BMa	36.65	23.19	-63.05	67.18	290
B50RMa	34.94	57.17	-44.26	72.31	322
NMa	18.01	0.0	0.0	0.0	0
WMa	95.41	0.0	0.0	0.0	0
RCIE	39.92	58.66	26.98	64.56	25
JCIE	81.26	-2.17	67.76	67.79	92
GCIE	52.23	-42.26	11.75	43.87	164
BCIE	30.57	1.15	-46.84	46.87	271

%Umfang  
 $u^*_{rel} = 91$   
%Regularität  
 $g^*_{H,rel} = 41$   
 $g^*_{C,rel} = 52$

relative Inform. Technology (IT)  
 $olvi3^* 1.0 1.0 1.0 (1.0)$   
 $cmyn3^* 0.0 0.0 0.0 (0.0)$   
 $olvi4^* 1.0 1.0 1.0 1.0$   
 $cmyn4^* 0.0 0.0 0.0 0.0$   
standard and adapted CIELAB  
 $LAB^*LAB 95.41 -0.97 4.75$   
 $LAB^*LABa 95.41 0.0 0.0$   
 $LAB^*TCHa 99.99 0.01 -$   
relative CIELAB lab\*  
 $lab^*lab 1.0 0.0 0.0$   
 $lab^*tch 1.0 0.0 -$   
 $lab^*nch 0.0 0.0 -$   
relative Natural Colour (NC)  
 $lab^*lrj 1.0 0.0 0.0$   
 $lab^*tce 1.0 0.0 -$   
 $lab^*nce 0.0 0.0 -$

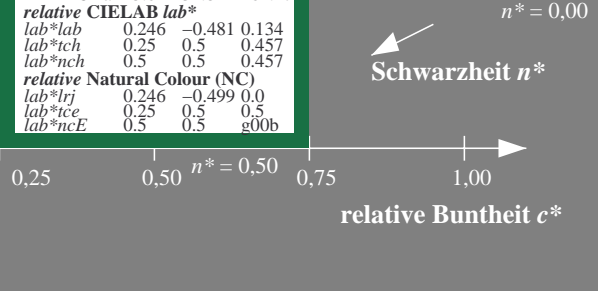
relative Inform. Technology (IT)  
 $olvi3^* 0.551 1.0 0.5 (1.0)$   
 $cmyn3^* 0.449 0.0 0.5 (0.0)$   
 $olvi4^* 0.551 1.0 0.5 1.0$   
 $cmyn4^* 0.449 0.0 0.5 0.0$   
standard and adapted CIELAB  
 $LAB^*LAB 75.74 -32.2 12.22$   
 $LAB^*LABa 75.74 -31.6 8.79$   
 $LAB^*TCHa 75.0 32.81 164.46$   
relative CIELAB lab\*  
 $lab^*lab 0.746 -0.481 0.134$   
 $lab^*tch 0.75 0.5 0.457$   
 $lab^*nch 0.0 0.5 0.457$   
relative Natural Colour (NC)  
 $lab^*lrj 0.746 -0.499 0.0$   
 $lab^*tce 0.75 0.5 0.5$   
 $lab^*nce 0.0 0.5 0.99g$

relative Inform. Technology (IT)  
 $olvi3^* 0.5 0.5 0.5 (1.0)$   
 $cmyn3^* 0.5 0.5 0.5 (0.0)$   
 $olvi4^* 1.0 1.0 1.0 0.5$   
 $cmyn4^* 0.0 0.0 0.0 0.5$   
standard and adapted CIELAB  
 $LAB^*LAB 56.71 -0.23 2.14$   
 $LAB^*LABa 56.71 0.0 0.0$   
 $LAB^*TCHa 50.0 0.01 -$   
relative CIELAB lab\*  
 $lab^*lab 0.5 0.0 0.0$   
 $lab^*tch 0.5 0.0 -$   
 $lab^*nch 0.5 0.0 -$   
relative Natural Colour (NC)  
 $lab^*lrj 0.5 0.0 0.0$   
 $lab^*tce 0.5 0.0 -$   
 $lab^*nce 0.5 0.0 -$

relative Inform. Technology (IT)  
 $olvi3^* 0.051 0.5 0.0 (1.0)$   
 $cmyn3^* 0.949 0.5 1.0 (0.0)$   
 $olvi4^* 0.551 1.0 0.5 0.5$   
 $cmyn4^* 0.449 0.0 0.5 0.5$   
standard and adapted CIELAB  
 $LAB^*LAB 37.04 -31.47 9.6$   
 $LAB^*LABa 37.04 -31.6 8.78$   
 $LAB^*TCHa 25.01 32.81 164.47$   
relative CIELAB lab\*  
 $lab^*lab 0.246 -0.481 0.134$   
 $lab^*tch 0.25 0.5 0.457$   
 $lab^*nch 0.5 0.5 0.457$   
relative Natural Colour (NC)  
 $lab^*lrj 0.246 -0.499 0.0$   
 $lab^*tce 0.25 0.5 0.5$   
 $lab^*nce 0.5 0.5 g00b$

relative Inform. Technology (IT)  
 $olvi3^* 0.0 0.0 0.0 (1.0)$   
 $cmyn3^* 1.0 1.0 1.0 (0.0)$   
 $olvi4^* 1.0 1.0 1.0 0.0$   
 $cmyn4^* 0.0 0.0 0.0 1.0$   
standard and adapted CIELAB  
 $LAB^*LAB 18.02 0.5 -0.46$   
 $LAB^*LABa 18.02 0.0 0.0$   
 $LAB^*TCHa 0.01 0.01 -$   
relative CIELAB lab\*  
 $lab^*lab 0.0 0.0 0.0$   
 $lab^*tch 0.0 0.0 -$   
 $lab^*nch 1.0 0.0 -$   
relative Natural Colour (NC)  
 $lab^*lrj 0.0 0.0 0.0$   
 $lab^*tce 0.0 0.0 -$   
 $lab^*nce 1.0 0.0 -$

relative Inform. Technology (IT)  
 $olvi3^* 0.103 1.0 0.0 (1.0)$   
 $cmyn3^* 0.897 0.0 1.0 (0.0)$   
 $olvi4^* 0.103 1.0 0.0 1.0$   
 $cmyn4^* 0.897 0.0 1.0 0.0$   
standard and adapted CIELAB  
 $LAB^*LAB 56.07 -63.44 19.68$   
 $LAB^*LABa 56.07 -63.21 17.58$   
 $LAB^*TCHa 50.0 65.62 164.46$   
relative CIELAB lab\*  
 $lab^*lab 0.492 -0.962 0.268$   
 $lab^*tch 0.5 1.0 0.457$   
 $lab^*nch 0.0 1.0 0.457$   
relative Natural Colour (NC)  
 $lab^*lrj 0.492 -0.999 0.0$   
 $lab^*tce 0.5 1.0 0.5$   
 $lab^*nce 0.0 1.0 g00b$



UG000-7, 3 stufige Reihen für konstanten CIELAB Buntton 164/360 = 0.457 (links)

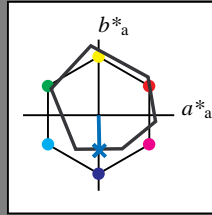
3 stufige Reihen für konstanten CIELAB Buntton 164/360 = 0.457 (rechts)

Eingabe: Farbmétrisches Reflexions-System ORS18

für Buntton  $h^* = lab^*h = 271/360 = 0.754$   
 $lab^*tch$  und  $lab^*nch$

D65: Buntton B  
LCH\*Ma: 42 45 271  
olv\*Ma: 0.0 0.49 1.0

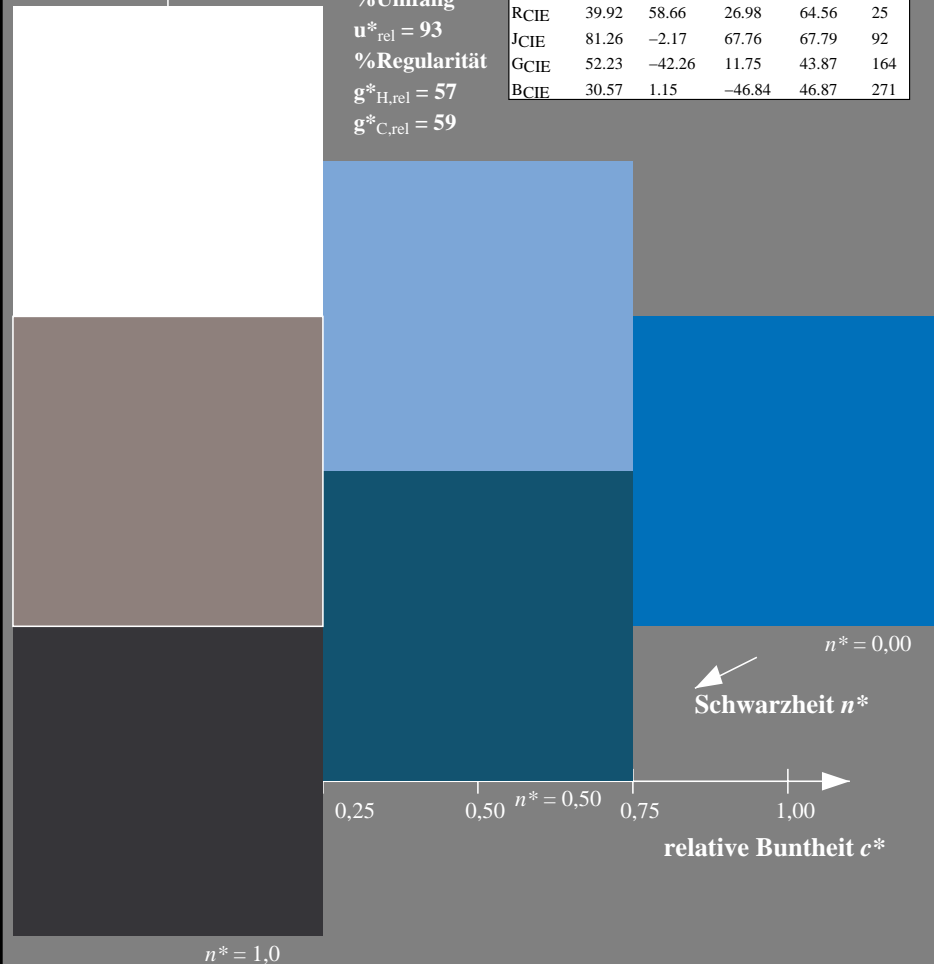
Dreiecks-Helligkeit  $t^*$



**ORS18; adaptierte CIELAB-Daten**

	$L^*=L^*_a$	$a^*_a$	$b^*_a$	$C^*_{ab,a}$	$h^*_{ab,a}$
OMa	47.94	65.37	50.52	82.62	38
YMa	90.37	-10.27	91.77	92.34	96
LMa	50.9	-62.79	34.95	71.87	151
CMa	58.62	-30.35	-45.01	54.3	236
VMa	25.71	31.11	-44.42	54.24	305
MMa	48.13	75.27	-8.35	75.73	354
NMa	18.01	0.0	0.0	0.0	0
WMa	95.41	0.0	0.0	0.0	0
RCIE	39.92	58.66	26.98	64.56	25
JCIE	81.26	-2.17	67.76	67.79	92
GCIE	52.23	-42.26	11.75	43.87	164
BCIE	30.57	1.15	-46.84	46.87	271

%Umfang  
 $u^*_{rel} = 93$   
%Regularität  
 $g^*_{H,rel} = 57$   
 $g^*_{C,rel} = 59$

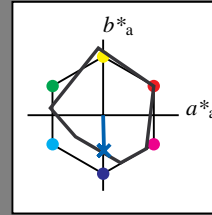


Ausgabe: Farbmétrisches Reflexions-System MRS18

für Buntton  $h^* = lab^*h = 271/360 = 0.754$   
 $lab^*tch$  und  $lab^*nch$

D65: Buntton B  
LCH\*Ma: 40 50 271  
olv\*Ma: 0.0 0.37 1.0

Dreiecks-Helligkeit  $t^*$



**relative Inform. Technology (IT)**

olvi3*	1.0	1.0	1.0	(1.0)
cmyn3*	0.0	0.0	0.0	(0.0)
olvi4*	1.0	1.0	1.0	1.0
cmyn4*	0.0	0.0	0.0	0.0

**standard and adapted CIELAB**

LAB*LAB	95.41	-0.97	4.75
LAB*LABa	95.41	0.0	0.0
LAB*TCHa	99.99	0.01	-

**relative CIELAB lab\***

lab*lab	1.0	0.0	0.0
lab*tch	1.0	0.0	-
lab*nch	0.0	0.0	-

**relative Natural Colour (NC)**

lab*lrj	1.0	0.0	0.0
lab*tce	1.0	0.0	-
lab*nce	0.0	0.0	-

%Umfang  
 $u^*_{rel} = 91$   
%Regularität  
 $g^*_{H,rel} = 41$   
 $g^*_{C,rel} = 52$

**relative Inform. Technology (IT)**

olvi3*	0.5	0.684	1.0	(1.0)
cmyn3*	0.5	0.316	0.0	(0.0)
olvi4*	0.5	0.684	1.0	1.0
cmyn4*	0.5	0.316	0.0	0.0

**standard and adapted CIELAB**

LAB*LAB	67.57	0.17	-22.28
LAB*LABa	67.57	0.61	-25.16
LAB*TCHa	75.0	25.18	271.4

**relative CIELAB lab\***

lab*lab	0.64	0.012	-0.499
lab*tch	0.75	0.5	0.754
lab*nch	0.0	0.5	0.754

**relative Natural Colour (NC)**

lab*lrj	0.64	0.0	-0.499
lab*tce	0.75	0.5	0.75
lab*nce	0.0	0.5	g99b

**MRS18; adaptierte CIELAB-Daten**

	$L^*=L^*_a$	$a^*_a$	$b^*_a$	$C^*_{ab,a}$	$h^*_{ab,a}$
RMa	49.63	66.96	38.37	77.18	30
JMa	90.7	-6.36	88.75	88.98	94
GMa	52.11	-69.73	9.44	70.37	172
G50BMa	45.03	-36.57	-28.47	46.36	218
BMa	36.65	23.19	-63.05	67.18	290
B50RMa	34.94	57.17	-44.26	72.31	322
NMa	18.01	0.0	0.0	0.0	0
WMa	95.41	0.0	0.0	0.0	0
RCIE	39.92	58.66	26.98	64.56	25
JCIE	81.26	-2.17	67.76	67.79	92
GCIE	52.23	-42.26	11.75	43.87	164
BCIE	30.57	1.15	-46.84	46.87	271

**relative Inform. Technology (IT)**

olvi3*	0.5	0.5	0.5	(1.0)
cmyn3*	0.5	0.5	0.5	(0.0)
olvi4*	1.0	1.0	1.0	0.5
cmyn4*	0.0	0.0	0.0	0.5

**standard and adapted CIELAB**

LAB*LAB	56.71	-0.23	2.14
LAB*LABa	56.71	0.0	0.0
LAB*TCHa	50.0	0.01	-

**relative CIELAB lab\***

lab*lab	0.5	0.0	0.0
lab*tch	0.5	0.0	-
lab*nch	0.5	0.0	-

**relative Natural Colour (NC)**

lab*lrj	0.5	0.0	0.0
lab*tce	0.5	0.0	-
lab*nce	0.5	0.0	-

**relative Inform. Technology (IT)**

olvi3*	0.0	0.184	0.5	(1.0)
cmyn3*	1.0	0.816	0.5	(0.0)
olvi4*	0.5	0.684	1.0	0.5
cmyn4*	0.5	0.316	0.0	0.5

**standard and adapted CIELAB**

LAB*LAB	28.87	0.92	-24.9
LAB*LABa	28.87	0.62	-25.16
LAB*TCHa	25.01	25.18	271.41

**relative CIELAB lab\***

lab*lab	0.14	0.012	-0.499
lab*tch	0.25	0.5	0.754
lab*nch	0.5	0.5	0.754

**relative Natural Colour (NC)**

lab*lrj	0.14	0.0	-0.499
lab*tce	0.25	0.5	0.75
lab*nce	0.5	0.5	b00r

**relative Inform. Technology (IT)**

olvi3*	0.0	0.367	1.0	(1.0)
cmyn3*	1.0	0.633	0.0	(0.0)
olvi4*	0.0	0.367	1.0	1.0
cmyn4*	1.0	0.633	0.0	0.0

**standard and adapted CIELAB**

LAB*LAB	39.73	1.32	-49.33
LAB*LABa	39.73	1.23	-50.34
LAB*TCHa	50.0	50.36	271.41

**relative CIELAB lab\***

lab*lab	0.281	0.025	-0.998
lab*tch	0.5	1.0	0.754
lab*nch	0.0	1.0	0.754

**relative Natural Colour (NC)**

lab*lrj	0.281	0.0	-0.999
lab*tce	0.5	1.0	0.75
lab*nce	0.0	1.0	b00r

**relative Inform. Technology (IT)**

olvi3*	0.0	0.0	0.0	(1.0)
cmyn3*	1.0	1.0	1.0	(0.0)
olvi4*	1.0	1.0	1.0	0.0
cmyn4*	0.0	0.0	0.0	1.0

**standard and adapted CIELAB**

LAB*LAB	18.02	0.5	-0.46
LAB*LABa	18.02	0.0	0.0
LAB*TCHa	0.01	0.01	-

**relative CIELAB lab\***

lab*lab	0.0	0.0	0.0
lab*tch	0.0	0.0	-
lab*nch	1.0	0.0	-

**relative Natural Colour (NC)**

lab*lrj	0.0	0.0	0.0
lab*tce	0.0	0.0	-
lab*nce	1.0	0.0	-

**relative Inform. Technology (IT)**

olvi3*	0.0	0.0	0.0	(1.0)
cmyn3*	1.0	1.0	1.0	(0.0)
olvi4*	1.0	1.0	1.0	0.0
cmyn4*	0.0	0.0	0.0	1.0

**standard and adapted CIELAB**

LAB*LAB	18.02	0.5	-0.46
LAB*LABa	18.02	0.0	0.0
LAB*TCHa	0.01	0.01	-

**relative CIELAB lab\***

lab*lab	0.0	0.0	0.0
lab*tch	0.0	0.0	-
lab*nch	1.0	0.0	-

**relative Natural Colour (NC)**

lab*lrj	0.0	0.0	0.0
lab*tce	0.0	0.0	-
lab*nce	1.0	0.0	-

UG000-7, 3 stufige Reihen für konstanten CIELAB Buntton 271/360 = 0.754 (links)

3 stufige Reihen für konstanten CIELAB Buntton 271/360 = 0.754 (rechts)

BAM-Prüfvorlage UG00; Farbmétrik-Systeme ORS18 & ORS18input:  $cmY0^* setcmykcolor$

D65: 3stufige Farbreihen und Koordinatendaten für 10 Bunttöne output: Startup (S) data dependend