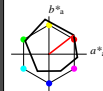


Eingabe: Farbmetrisches Reflexions-System ORS18

für Buntton $h^* = lab^*h = 38/360 = 0.105$
 lab^*ch und lab^*nch

D65: Buntton O
 LCH*Ma: 48 83 38
 olv*Ma: 1.0 0.0 0.0

Dreiecks-Helligkeit l^*



%Umfang
 $u^*_{rel} = 93$
 %Regularität
 $g^*_{H,rel} = 57$
 $g^*_{C,rel} = 59$

ORS18; adaptierte CIELAB-Daten

| | $L^* = L^*_a$ | a^*_a | b^*_a | $C^*_{ab,a}$ | $h^*_{ab,a}$ |
|------|---------------|---------|---------|--------------|--------------|
| OMa | 47.94 | 65.37 | 50.52 | 82.62 | 38 |
| YMa | 90.37 | -10.27 | 91.77 | 92.34 | 96 |
| EMa | 50.9 | -62.79 | 34.95 | 71.87 | 151 |
| CMa | 58.62 | -30.35 | -45.01 | 54.3 | 236 |
| VMa | 25.71 | 31.11 | -44.42 | 54.24 | 305 |
| MMa | 48.13 | 75.27 | -8.35 | 75.73 | 354 |
| NMa | 18.01 | 0.0 | 0.0 | 0.0 | 0 |
| WMa | 95.41 | 0.0 | 0.0 | 0.0 | 0 |
| RCIE | 39.92 | 58.66 | 26.98 | 64.56 | 25 |
| ICIE | 81.26 | -2.17 | 61.76 | 67.79 | 92 |
| GCIE | 52.23 | -42.26 | 11.75 | 43.87 | 164 |
| BCTP | 30.57 | 1.15 | -46.84 | 46.87 | 271 |

relative Inform. Technology (IT)

| | | | | |
|----------|-----|-----|-----|-------|
| $olv3^*$ | 1.0 | 1.0 | 1.0 | (1.0) |
| $cmv2^*$ | 0.0 | 0.0 | 0.0 | (0.0) |
| $olv4^*$ | 1.0 | 1.0 | 1.0 | 1.0 |
| $cmv3^*$ | 0.0 | 0.0 | 0.0 | 0.0 |

standard and adapted CIELAB

| | | | |
|----------|-------|------|-----|
| LAB*LAB | 95.41 | 0.01 | 0.0 |
| LAB*LaBa | 95.41 | 0.0 | 0.0 |
| LAB*TCBa | 99.99 | 0.01 | - |

relative CIELAB lab*

| | | | |
|---------|-----|-----|-----|
| lab*lab | 1.0 | 0.0 | 0.0 |
| lab*ch | 1.0 | 0.0 | - |
| lab*nch | 0.0 | 0.0 | - |

relative Natural Colour (NC)

| | | | |
|---------|-----|-----|-----|
| lab*lrj | 1.0 | 0.0 | 0.0 |
| lab*lce | 1.0 | 0.0 | - |
| lab*nCe | 0.0 | 0.0 | - |

relative Inform. Technology (IT)

| | | | | |
|----------|-----|-----|-----|-------|
| $olv3^*$ | 0.5 | 0.5 | 0.5 | (1.0) |
| $cmv2^*$ | 0.5 | 0.5 | 0.5 | (0.0) |
| $olv4^*$ | 1.0 | 1.0 | 1.0 | 0.5 |
| $cmv3^*$ | 0.0 | 0.0 | 0.0 | 0.5 |

standard and adapted CIELAB

| | | | |
|----------|-------|------|-----|
| LAB*LAB | 56.71 | 0.05 | 0.0 |
| LAB*LaBa | 56.71 | 0.0 | 0.0 |
| LAB*TCBa | 50.0 | 0.01 | - |

relative CIELAB lab*

| | | | |
|---------|-----|-----|-----|
| lab*lab | 0.5 | 0.0 | 0.0 |
| lab*ch | 0.5 | 0.0 | - |
| lab*nch | 0.5 | 0.0 | - |

relative Natural Colour (NC)

| | | | |
|---------|-----|-----|-----|
| lab*lrj | 0.5 | 0.0 | 0.0 |
| lab*lce | 0.5 | 0.0 | - |
| lab*nCe | 0.5 | 0.0 | - |

relative Inform. Technology (IT)

| | | | | |
|----------|-----|-----|-----|-------|
| $olv3^*$ | 0.0 | 0.0 | 0.0 | (1.0) |
| $cmv2^*$ | 1.0 | 1.0 | 1.0 | (0.0) |
| $olv4^*$ | 1.0 | 1.0 | 1.0 | 0.0 |
| $cmv3^*$ | 0.0 | 0.0 | 0.0 | 1.0 |

standard and adapted CIELAB

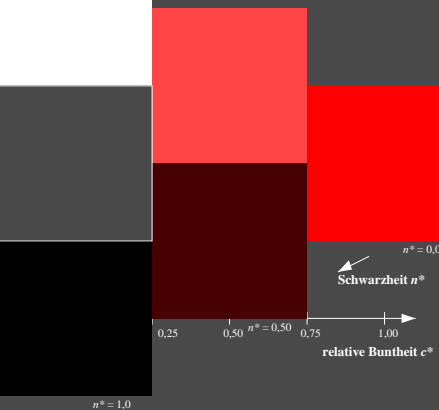
| | | | |
|----------|-------|------|------|
| LAB*LAB | 18.02 | 0.1 | 0.02 |
| LAB*LaBa | 18.02 | 0.0 | 0.0 |
| LAB*TCBa | 0.01 | 0.01 | - |

relative CIELAB lab*

| | | | |
|---------|-----|-----|-----|
| lab*lab | 0.0 | 0.0 | 0.0 |
| lab*ch | 0.0 | 0.0 | - |
| lab*nch | 0.0 | 0.0 | - |

relative Natural Colour (NC)

| | | | |
|---------|-----|-----|-----|
| lab*lrj | 0.0 | 0.0 | 0.0 |
| lab*lce | 0.0 | 0.0 | - |
| lab*nCe | 0.0 | 0.0 | - |

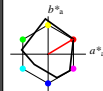


Ausgabe: Farbmetrisches Reflexions-System MRS18a

für Buntton $h^* = lab^*h = 31/360 = 0.086$
 lab^*ch und lab^*nch

D65: Buntton R
 LCH*Ma: 50 78 31
 olv*Ma: 1.0 0.0 0.0

Dreiecks-Helligkeit l^*



%Umfang
 $u^*_{rel} = 92$
 %Regularität
 $g^*_{H,rel} = 42$
 $g^*_{C,rel} = 49$

MRS18a; adaptierte CIELAB-Daten

| | $L^* = L^*_a$ | a^*_a | b^*_a | $C^*_{ab,a}$ | $h^*_{ab,a}$ |
|--------|---------------|---------|---------|--------------|--------------|
| RMa | 49.63 | 66.8 | 40.02 | 77.87 | 31 |
| YMa | 90.7 | -7.27 | 93.19 | 93.48 | 94 |
| EMa | 52.11 | -69.93 | 11.26 | 70.85 | 171 |
| G50BMa | 45.03 | -36.65 | -27.13 | 45.61 | 217 |
| BMa | 36.65 | 23.26 | -62.27 | 66.49 | 290 |
| B50RMa | 34.94 | 57.27 | -43.6 | 71.99 | 323 |
| NMa | 18.01 | 0.0 | 0.0 | 0.0 | 0 |
| WMa | 95.41 | 0.0 | 0.0 | 0.0 | 0 |
| RCIE | 39.92 | 58.67 | 27.97 | 64.99 | 25 |
| ICIE | 81.26 | -2.91 | 71.56 | 71.62 | 92 |
| GCIE | 52.23 | -42.17 | 13.58 | 44.6 | 162 |
| BCTP | 30.57 | 1.33 | -46.48 | 46.51 | 272 |

relative Inform. Technology (IT)

| | | | | |
|----------|-----|-----|-----|-------|
| $olv3^*$ | 1.0 | 0.5 | 0.5 | (1.0) |
| $cmv2^*$ | 0.0 | 0.5 | 0.5 | (0.0) |
| $olv4^*$ | 1.0 | 0.5 | 0.5 | 1.0 |
| $cmv3^*$ | 0.0 | 0.5 | 0.5 | 0.0 |

standard and adapted CIELAB

| | | | |
|----------|-------|-------|-------|
| LAB*LAB | 72.52 | 33.43 | 20.01 |
| LAB*LaBa | 72.52 | 33.39 | 20.01 |
| LAB*TCBa | 75.0 | 38.93 | 30.93 |

relative CIELAB lab*

| | | | |
|---------|-------|-------|-------|
| lab*lab | 0.704 | 0.429 | 0.257 |
| lab*ch | 0.75 | 0.5 | 0.086 |
| lab*nch | 0.5 | 0.5 | 0.086 |

relative Natural Colour (NC)

| | | | |
|---------|-------|-------|-------|
| lab*lrj | 0.704 | 0.496 | 0.064 |
| lab*lce | 0.75 | 0.5 | 0.02 |
| lab*nCe | 0.5 | 0.5 | 0.081 |

relative Inform. Technology (IT)

| | | | | |
|----------|-----|-----|-----|-------|
| $olv3^*$ | 1.0 | 0.0 | 0.0 | (1.0) |
| $cmv2^*$ | 0.5 | 1.0 | 1.0 | (0.0) |
| $olv4^*$ | 1.0 | 0.5 | 0.5 | 0.5 |
| $cmv3^*$ | 0.0 | 0.5 | 0.5 | 0.5 |

standard and adapted CIELAB


| | | | |
|----------|-------|-------|-------|
| LAB*LAB | 33.85 | 33.47 | 20.03 |
| LAB*LaBa | 33.82 | 33.39 | 20.01 |
| LAB*TCBa | 25.01 | 38.93 | 30.93 |

relative CIELAB lab*

| | | | |
|---------|-------|-------|-------|
| lab*lab | 0.204 | 0.429 | 0.257 |
| lab*ch | 0.25 | 0.5 | 0.086 |
| lab*nch | 0.5 | 0.5 | 0.086 |

relative Natural Colour (NC)

| | | | |
|---------|-------|-------|-------|
| lab*lrj | 0.204 | 0.496 | 0.064 |
| lab*lce | 0.25 | 0.5 | 0.02 |
| lab*nCe | 0.5 | 0.5 | 0.081 |



Siehe ähnliche Dateien: <http://www.ps.bam.de/UG01/>
 Technische Information: <http://www.ps.bam.de> Version 2.1, io=0-1, CIEXYZ

BAM-Registrierung: 200601-UG01/10S/S01G00F1.PS/TXT BAM-Material-Code=matda
 Anwendung für Beurteilung und Messung von Drucker- oder Monitorssystemen Yr=2,5,XYZ
©2010, Fraunhofer ILT, Seite 11, Seite 11