Siehe ähnliche Dateien: http://www.ps.bam.de/UG55/
Technische Information: http://www.ps.bam.de Version 2.1, io=0,1, CIEXYZ

BAM-Registrierung: 20060101-UG55/10S/S55G00FP.PS/.PDF BAM-Material: Code=rha4ta
Anwendung für Beurteilung und Messung von Drucker– oder Monitorsystemen, Yr=2.5, XYZ
/UG55/ Form: 1/10. Serie: 1/1, Seite: 1 Sattenz hung 1

Eingabe: Farbmetrisches Reflexions-System MRS18

für Buntton *h = lab*h = 30/360 = 0.083**
lab*tch* und *lab*nch

D65: Buntton R
LCH*Ma: 50 77 30
rgb*Ma: 1.0 0.0 0.0

Dreiecks-Helligkeit *t**

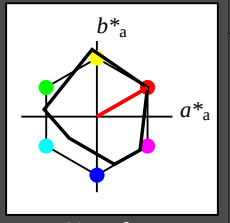

%Umfang

u^*_{rel} = 91

MRS18; adaptierte CIELAB-Daten

	$L^*=L^*_a$	a^*_a	b^*_a	$C^*_{ab,a}$	$h^*_{ab,a}$
R_{Ma}	49.63	66.96	38.37	77.18	30
J_{Ma}	90.7	−6.36	88.75	88.98	94
G_{Ma}	52.11	−69.73	9.44	70.37	172
$G50B_{Ma}$	45.03	−36.57	−28.47	46.36	218
B_{Ma}	36.65	23.19	−63.05	67.18	290
$B50R_{Ma}$	34.94	57.17	−44.26	72.31	322
N_{Ma}	18.01	0.0	0.0	0.0	0
W_{Ma}	95.41	0.0	0.0	0.0	0
R_{CIE}	39.92	58.66	26.98	64.56	25
J_{CIE}	81.26	−2.17	67.76	67.79	92
G_{CIE}	52.23	−42.26	11.75	43.87	164
B_{CIE}	30.57	1.15	−46.84	46.87	271

%Regularität

$g^*_{H,rel}$ = 41

$g^*_{C,rel}$ = 52

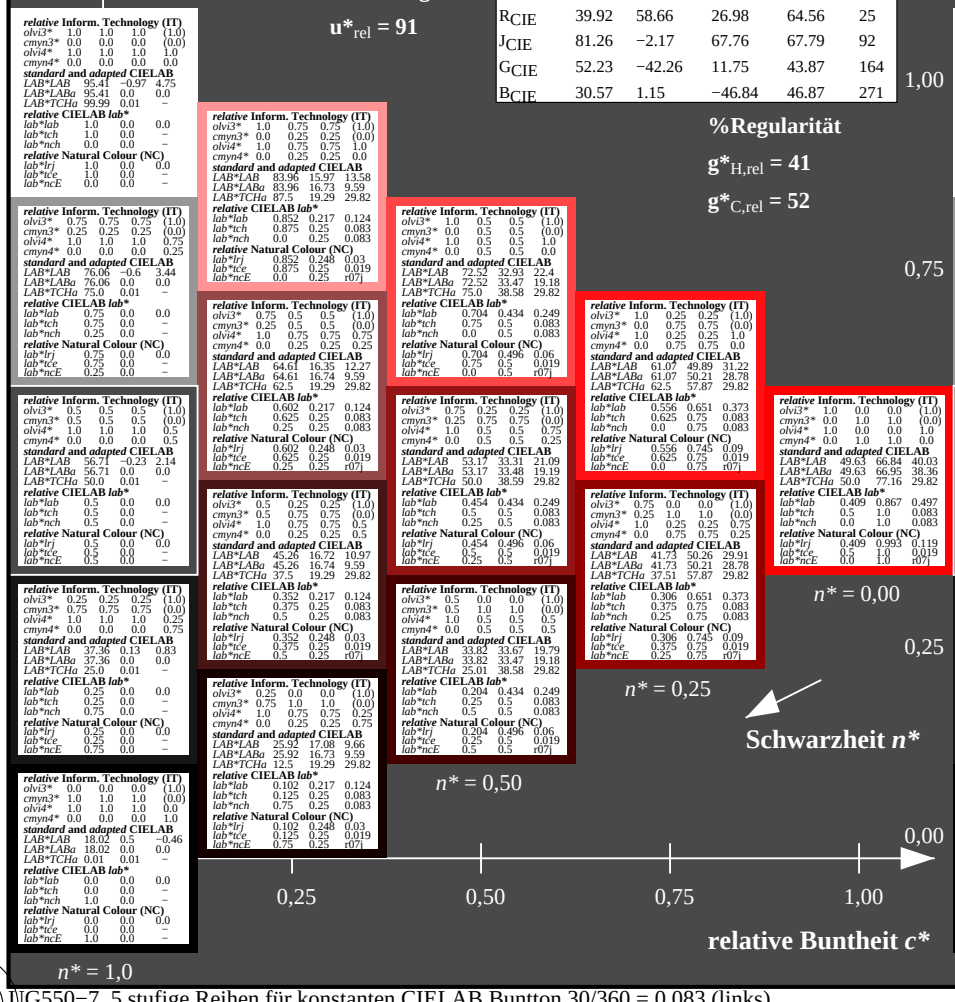

UG550−7, 5 stufige Reihen für konstanten CIELAB Buntton 30/360 = 0.083 (links)

Ausgabe: Farbmetrisches Reflexions-System ORS18

für Buntton *h = lab*h = 38/360 = 0.105**
lab*tch* und *lab*nch

D65: Buntton O
LCH*Ma: 48 83 38
rgb*Ma: 1.0 0.0 0.0

Dreiecks-Helligkeit *t**

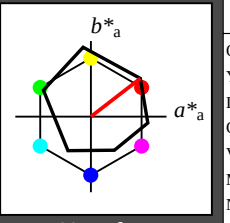

%Umfang

u^*_{rel} = 93

ORS18; adaptierte CIELAB-Daten

	$L^*=L^*_a$	a^*_a	b^*_a	$C^*_{ab,a}$	$h^*_{ab,a}$
O_{Ma}	47.94	65.37	50.52	82.62	38
Y_{Ma}	90.37	−10.27	91.77	92.34	96
L_{Ma}	50.9	−62.79	34.95	71.87	151
C_{Ma}	58.62	−30.35	−45.01	54.3	236
V_{Ma}	25.71	31.11	−44.42	54.24	305
M_{Ma}	48.13	75.27	−8.35	75.73	354
N_{Ma}	18.01	0.0	0.0	0.0	0
W_{Ma}	95.41	0.0	0.0	0.0	0
R_{CIE}	39.92	58.66	26.98	64.56	25
J_{CIE}	81.26	−2.17	67.76	67.79	92
G_{CIE}	52.23	−42.26	11.75	43.87	164
B_{CIE}	30.57	1.15	−46.84	46.87	271

%Regularität

$g^*_{H,rel}$ = 57

$g^*_{C,rel}$ = 59

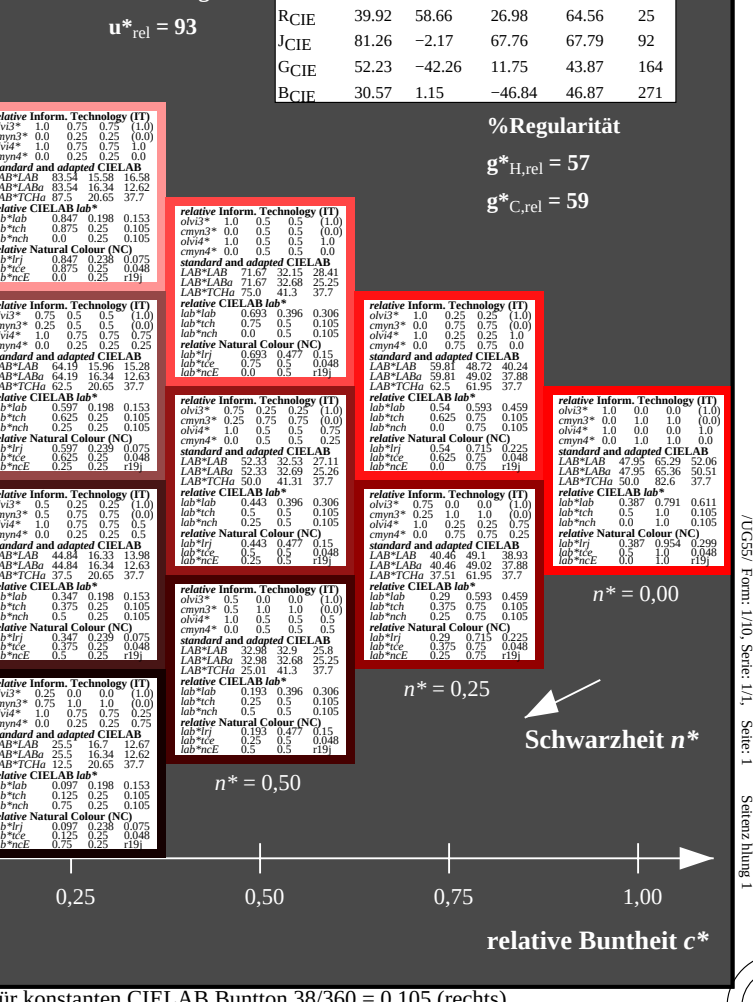

5 stufige Reihen für konstanten CIELAB Buntton 38/360 = 0.105 (rechts)

Siehe ähnliche Dateien: http://www.ps.bam.de/UG55/
Technische Information: http://www.ps.bam.de Version 2.1, io=0,1, CIEXYZ

BAM-Registrierung: 20060101-UG55/10S/S55G01FP.PS/.PDF BAM-Material: Code=rha4ta
Anwendung für Beurteilung und Messung von Drucker– oder Monitorsystemen, Yr=2.5, XYZ
/UG55/ Form: 2/10, Serie: 1/1, Seite: 2 Sektenz hung 2

Eingabe: Farbmetrisches Reflexions-System MRS18

für Buntton $h^* = lab^*h = 94/360 = 0.261$
lab*tch* und *lab*nch

D65: Buntton J
LCH*Ma: 91 89 94
rgb*Ma: 1.0 1.0 0.0

Dreiecks-Helligkeit t^*

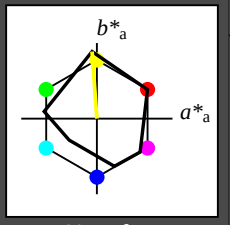

%Umfang

u^*_{rel} = 91

MRS18; adaptierte CIELAB-Daten

	$L^*=L^*_a$	a^*_a	b^*_a	$C^*_{ab,a}$	$h^*_{ab,a}$
R_{Ma}	49.63	66.96	38.37	77.18	30
J_{Ma}	90.7	−6.36	88.75	88.98	94
G_{Ma}	52.11	−69.73	9.44	70.37	172
$G50B_{Ma}$	45.03	−36.57	−28.47	46.36	218
B_{Ma}	36.65	23.19	−63.05	67.18	290
$B50R_{Ma}$	34.94	57.17	−44.26	72.31	322
N_{Ma}	18.01	0.0	0.0	0.0	0
W_{Ma}	95.41	0.0	0.0	0.0	0
R_{CIE}	39.92	58.66	26.98	64.56	25
J_{CIE}	81.26	−2.17	67.76	67.79	92
G_{CIE}	52.23	−42.26	11.75	43.87	164
B_{CIE}	30.57	1.15	−46.84	46.87	271

%Regularität

$g^*_{H,rel}$ = 41

$g^*_{C,rel}$ = 52

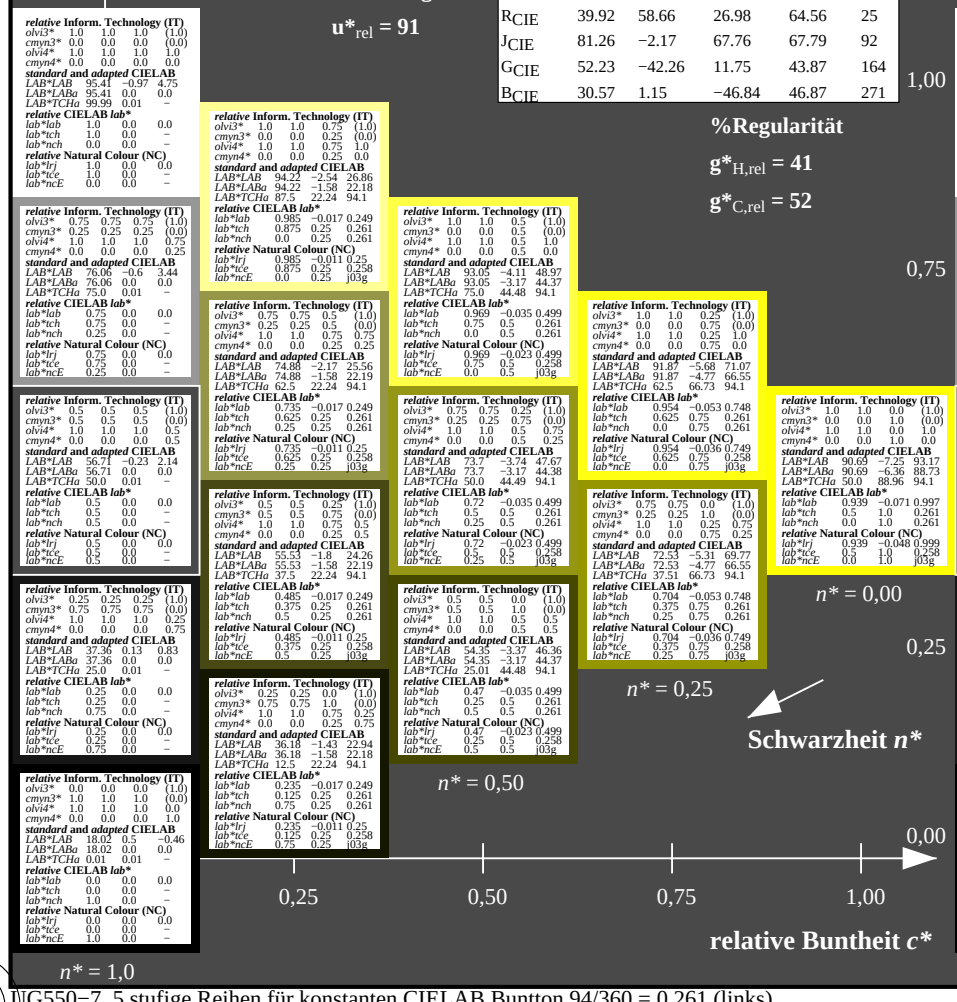

Ausgabe: Farbmetrisches Reflexions-System ORS18

für Buntton $h^* = lab^*h = 96/360 = 0.268$
lab*tch* und *lab*nch

D65: Buntton Y
LCH*Ma: 90 92 96
rgb*Ma: 1.0 1.0 0.0

Dreiecks-Helligkeit t^*

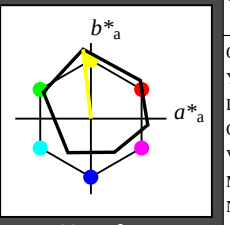

%Umfang

u^*_{rel} = 93

ORS18; adaptierte CIELAB-Daten

	$L^*=L^*_a$	a^*_a	b^*_a	$C^*_{ab,a}$	$h^*_{ab,a}$
O_{Ma}	47.94	65.37	50.52	82.62	38
Y_{Ma}	90.37	−10.27	91.77	92.34	96
L_{Ma}	50.9	−62.79	34.95	71.87	151
C_{Ma}	58.62	−30.35	−45.01	54.3	236
V_{Ma}	25.71	31.11	−44.42	54.24	305
M_{Ma}	48.13	75.27	−8.35	75.73	354
N_{Ma}	18.01	0.0	0.0	0.0	0
W_{Ma}	95.41	0.0	0.0	0.0	0
R_{CIE}	39.92	58.66	26.98	64.56	25
J_{CIE}	81.26	−2.17	67.76	67.79	92
G_{CIE}	52.23	−42.26	11.75	43.87	164
B_{CIE}	30.57	1.15	−46.84	46.87	271

%Regularität

$g^*_{H,rel}$ = 57

$g^*_{C,rel}$ = 59

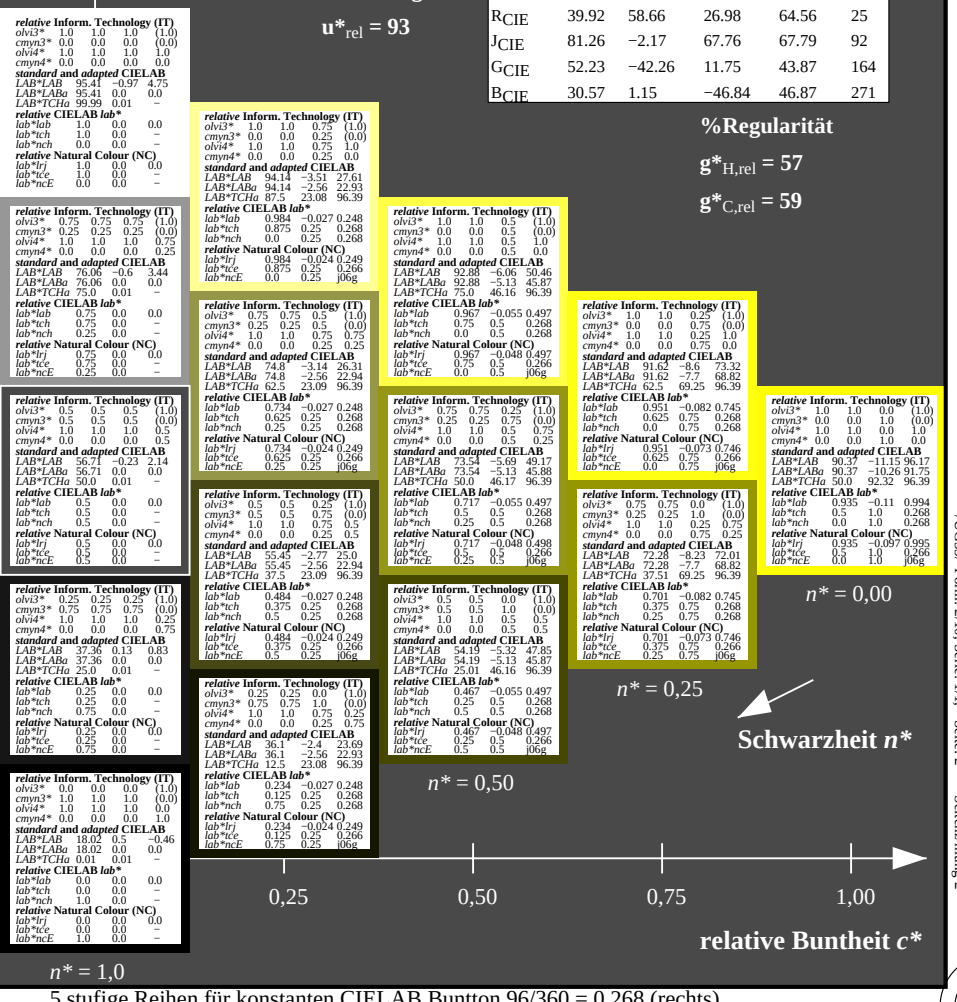

UG550−7, 5 stufige Reihen für konstanten CIELAB Buntton 94/360 = 0.261 (links) 5 stufige Reihen für konstanten CIELAB Buntton 96/360 = 0.268 (rechts)

BAM-Prüfvorlage UG55; Farbmetrik-Systeme MRS18 & ORS18 input: *cmy0* setcmykcolor*
D65: 2 Koordinaten-Daten von 5stufigen Farbreihen für 10 Buntton output: *olv* setrgbcolor / w* setgray*

Siehe ähnliche Dateien: http://www.ps.bam.de/UG55/
Technische Information: http://www.ps.bam.de Version 2.1, io=0,1, CIEXYZ

BAM-Registrierung: 20060101-UG55/10S/S55G02FP.PS/.PDF BAM-Material: Code=rha4ta
Anwendung für Beurteilung und Messung von Drucker– oder Monitorsystemen, Yr=2.5, XYZ
/UG55/ Form: 3/10. Serie: 1/1, Seite: 3 Sektenz hlung 3

Eingabe: Farbmetrisches Reflexions-System MRS18

für Buntton *h = lab*h = 172/360 = 0.479**
lab*tch* und *lab*nch

D65: Buntton G
LCH*Ma: 52 70 172
rgb*Ma: 0.0 1.0 0.0

Dreiecks-Helligkeit *t**

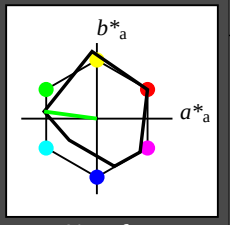

%Umfang

u*rel = 91

MRS18; adaptierte CIELAB-Daten

	L*=L*a	a*a	b*a	C*ab,a	h*ab,a
RMa	49.63	66.96	38.37	77.18	30
JMa	90.7	−6.36	88.75	88.98	94
GMa	52.11	−69.73	9.44	70.37	172
G50BMa	45.03	−36.57	−28.47	46.36	218
BMa	36.65	23.19	−63.05	67.18	290
B50RMa	34.94	57.17	−44.26	72.31	322
NMa	18.01	0.0	0.0	0.0	0
WMa	95.41	0.0	0.0	0.0	0
RCIE	39.92	58.66	26.98	64.56	25
JCIE	81.26	−2.17	67.76	67.79	92
GCIE	52.23	−42.26	11.75	43.87	164
BCIE	30.57	1.15	−46.84	46.87	271

%Regularität

g*H,rel = 41

g*C,rel = 52

1,00

0,75

0,25

0,00

*n** = 0,00

*n** = 0,25

*n** = 0,50

*n** = 1,0

Schwarzheit *n**

0,25 0,50 0,75 1,00

relative Buntheit *c**

relative Inform. Technology (IT)
*olvi3** 1.0 1.0 1.0 (1.0)
*cmyn3** 0.0 0.0 0.0 (0.0)
*olvi4** 1.0 1.0 1.0 1.0
*cmyn4** 0.0 0.0 0.0 0.0
standard and *adapted* CIELAB
*LAB*LAB* 95.41 −0.97 4.75
*LAB*LABa* 95.41 0.0 0.0
*LAB*TCHa* 99.99 0.01 –
relative CIELAB *lab**
*lab*lab* 1.0 0.0 0.0
*lab*tch* 1.0 0.0 –
*lab*nch* 0.0 0.0 –
relative Natural Colour (NC)
*lab*lrj* 1.0 0.0 0.0
*lab*tce* 1.0 0.0 –
*lab*ncE* 0.0 0.0 –

relative Inform. Technology (IT)
*olvi3** 0.75 0.75 0.75 (1.0)
*cmyn3** 0.25 0.25 0.25 (0.0)
*olvi4** 1.0 1.0 1.0 0.75
*cmyn4** 0.0 0.0 0.0 0.25
standard and *adapted* CIELAB
*LAB*LAB* 76.06 −0.6 3.44
*LAB*LABa* 76.06 0.0 0.0
*LAB*TCHa* 75.0 0.01 –
relative CIELAB *lab**
*lab*lab* 0.75 0.0 0.0
*lab*tch* 0.75 0.0 –
*lab*nch* 0.25 0.0 –
relative Natural Colour (NC)
*lab*lrj* 0.75 0.0 0.0
*lab*tce* 0.75 0.0 –
*lab*ncE* 0.25 0.0 –

relative Inform. Technology (IT)
*olvi3** 0.5 0.5 0.5 (1.0)
*cmyn3** 0.5 0.5 0.5 (0.0)
*olvi4** 1.0 1.0 1.0 0.5
*cmyn4** 0.0 0.0 0.0 0.5
standard and *adapted* CIELAB
*LAB*LAB* 56.71 −0.23 2.14
*LAB*LABa* 56.71 0.0 0.0
*LAB*TCHa* 50.0 0.01 –
relative CIELAB *lab**
*lab*lab* 0.5 0.0 0.0
*lab*tch* 0.5 0.0 –
*lab*nch* 0.5 0.0 –
relative Natural Colour (NC)
*lab*lrj* 0.5 0.0 0.0
*lab*tce* 0.5 0.0 –
*lab*ncE* 0.5 0.0 –

relative Inform. Technology (IT)
*olvi3** 0.25 0.25 0.25 (1.0)
*cmyn3** 0.75 0.75 0.75 (0.0)
*olvi4** 1.0 1.0 1.0 0.25
*cmyn4** 0.0 0.0 0.0 0.75
standard and *adapted* CIELAB
*LAB*LAB* 37.36 0.13 0.83
*LAB*LABa* 37.36 0.0 0.0
*LAB*TCHa* 25.0 0.01 –
relative CIELAB *lab**
*lab*lab* 0.25 0.0 0.0
*lab*tch* 0.25 0.0 –
*lab*nch* 0.75 0.0 –
relative Natural Colour (NC)
*lab*lrj* 0.25 0.0 0.0
*lab*tce* 0.25 0.0 –
*lab*ncE* 0.75 0.0 –

relative Inform. Technology (IT)
*olvi3** 0.0 0.0 0.0 (1.0)
*cmyn3** 1.0 1.0 1.0 (0.0)
*olvi4** 1.0 1.0 1.0 0.0
*cmyn4** 0.0 0.0 0.0 1.0
standard and *adapted* CIELAB
*LAB*LAB* 18.02 0.5 −0.46
*LAB*LABa* 18.02 0.0 0.0
*LAB*TCHa* 0.01 0.01 –
relative CIELAB *lab**
*lab*lab* 0.0 0.0 0.0
*lab*tch* 0.0 0.0 –
*lab*nch* 1.0 0.0 –
relative Natural Colour (NC)
*lab*lrj* 0.0 0.0 0.0
*lab*tce* 0.0 0.0 –
*lab*ncE* 1.0 0.0 –

relative Inform. Technology (IT)
*olvi3** 0.75 0.75 0.75 (1.0)
*cmyn3** 0.25 0.25 0.25 (0.0)
*olvi4** 0.75 1.0 0.75 1.0
*cmyn4** 0.25 0.0 0.25 0.0
standard and *adapted* CIELAB
*LAB*LAB* 84.58 −18.19 6.39
*LAB*LABa* 84.58 −17.42 2.36
*LAB*TCHa* 87.5 17.59 172.29
relative CIELAB *lab**
*lab*lab* 0.86 −0.247 0.034
*lab*tch* 0.875 0.25 0.479
*lab*nch* 0.0 0.25 0.479
relative Natural Colour (NC)
*lab*lrj* 0.86 −0.247 −0.028
*lab*tce* 0.875 0.25 0.518
*lab*ncE* 0.0 0.25 g07b

relative Inform. Technology (IT)
*olvi3** 0.5 0.75 0.5 (1.0)
*cmyn3** 0.5 0.25 0.5 (0.0)
*olvi4** 0.75 1.0 0.75 0.75
*cmyn4** 0.25 0.0 0.25 0.25
standard and *adapted* CIELAB
*LAB*LAB* 65.23 −17.83 5.08
*LAB*LABa* 65.23 −17.42 2.36
*LAB*TCHa* 62.5 17.59 172.29
relative CIELAB *lab**
*lab*lab* 0.61 −0.247 0.034
*lab*tch* 0.625 0.25 0.479
*lab*nch* 0.25 0.25 0.479
relative Natural Colour (NC)
*lab*lrj* 0.61 −0.247 −0.028
*lab*tce* 0.625 0.25 0.518
*lab*ncE* 0.25 0.25 g07b

relative Inform. Technology (IT)
*olvi3** 0.25 0.75 0.25 (1.0)
*cmyn3** 0.75 0.25 0.75 (0.0)
*olvi4** 0.5 1.0 0.5 0.75
*cmyn4** 0.5 0.0 0.5 0.25
standard and *adapted* CIELAB
*LAB*LAB* 54.41 −35.05 6.71
*LAB*LABa* 54.41 −34.86 4.72
*LAB*TCHa* 50.0 35.19 172.29
relative CIELAB *lab**
*lab*lab* 0.47 −0.494 0.067
*lab*tch* 0.5 0.5 0.479
*lab*nch* 0.25 0.5 0.479
relative Natural Colour (NC)
*lab*lrj* 0.47 −0.496 −0.056
*lab*tce* 0.5 0.5 0.518
*lab*ncE* 0.25 0.5 g07b

relative Inform. Technology (IT)
*olvi3** 0.0 0.5 0.0 (1.0)
*cmyn3** 1.0 0.5 1.0 (0.0)
*olvi4** 0.5 1.0 0.5 0.5
*cmyn4** 0.5 0.0 0.5 0.5
standard and *adapted* CIELAB
*LAB*LAB* 35.06 −34.67 5.41
*LAB*LABa* 35.06 −34.85 4.72
*LAB*TCHa* 25.01 35.18 172.29
relative CIELAB *lab**
*lab*lab* 0.22 −0.494 0.067
*lab*tch* 0.25 0.5 0.479
*lab*nch* 0.5 0.5 0.479
relative Natural Colour (NC)
*lab*lrj* 0.22 −0.496 −0.056
*lab*tce* 0.25 0.5 0.518
*lab*ncE* 0.5 0.5 g07b

relative Inform. Technology (IT)
*olvi3** 0.25 1.0 0.25 (1.0)
*cmyn3** 0.75 0.0 0.75 (0.0)
*olvi4** 0.25 1.0 0.25 1.0
*cmyn4** 0.75 0.0 0.75 0.0
standard and *adapted* CIELAB
*LAB*LAB* 62.93 −52.64 9.65
*LAB*LABa* 62.93 −52.28 7.08
*LAB*TCHa* 62.5 52.77 172.29
relative CIELAB *lab**
*lab*lab* 0.58 −0.742 0.101
*lab*tch* 0.625 0.75 0.479
*lab*nch* 0.0 0.75 0.479
relative Natural Colour (NC)
*lab*lrj* 0.58 −0.744 −0.085
*lab*tce* 0.625 0.75 0.518
*lab*ncE* 0.0 0.75 g07b

relative Inform. Technology (IT)
*olvi3** 0.0 0.75 0.0 (1.0)
*cmyn3** 1.0 0.25 1.0 (0.0)
*olvi4** 0.25 1.0 0.25 0.75
*cmyn4** 0.75 0.0 0.75 0.25
standard and *adapted* CIELAB
*LAB*LAB* 43.59 −52.27 8.34
*LAB*LABa* 43.59 −52.28 7.08
*LAB*TCHa* 37.51 52.77 172.29
relative CIELAB *lab**
*lab*lab* 0.33 −0.742 0.101
*lab*tch* 0.375 0.75 0.479
*lab*nch* 0.25 0.75 0.479
relative Natural Colour (NC)
*lab*lrj* 0.33 −0.744 −0.085
*lab*tce* 0.375 0.75 0.518
*lab*ncE* 0.25 0.75 g07b

relative Inform. Technology (IT)
*olvi3** 0.0 1.0 0.0 (1.0)
*cmyn3** 1.0 0.0 1.0 (0.0)
*olvi4** 0.0 1.0 0.0 0.0
*cmyn4** 1.0 0.0 1.0 0.0
standard and *adapted* CIELAB
*LAB*LAB* 52.11 −69.86 11.28
*LAB*LABa* 52.11 −69.71 9.44
*LAB*TCHa* 50.0 70.36 172.29
relative CIELAB *lab**
*lab*lab* 0.441 −0.99 0.134
*lab*tch* 0.5 1.0 0.479
*lab*nch* 0.0 1.0 0.479
relative Natural Colour (NC)
*lab*lrj* 0.441 −0.992 −0.114
*lab*tce* 0.5 1.0 0.518
*lab*ncE* 0.0 1.0 g07b

Ausgabe: Farbmetrisches Reflexions-System ORS18

für Buntton *h = lab*h = 151/360 = 0.419**
lab*tch* und *lab*nch

D65: Buntton L
LCH*Ma: 51 72 151
rgb*Ma: 0.0 1.0 0.0

Dreiecks-Helligkeit *t**

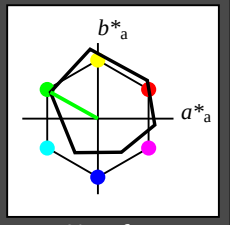

%Umfang

u*rel = 93

ORS18; adaptierte CIELAB-Daten

	L*=L*a	a*a	b*a	C*ab,a	h*ab,a
OMa	47.94	65.37	50.52	82.62	38
YMa	90.37	−10.27	91.77	92.34	96
LMa	50.9	−62.79	34.95	71.87	151
CMa	58.62	−30.35	−45.01	54.3	236
VMa	25.71	31.11	−44.42	54.24	305
MMa	48.13	75.27	−8.35	75.73	354
NMa	18.01	0.0	0.0	0.0	0
WMa	95.41	0.0	0.0	0.0	0
RCIE	39.92	58.66	26.98	64.56	25
JCIE	81.26	−2.17	67.76	67.79	92
GCIE	52.23	−42.26	11.75	43.87	164
BCIE	30.57	1.15	−46.84	46.87	271

%Regularität

g*H,rel = 57

g*C,rel = 59

relative Inform. Technology (IT)
*olvi3** 1.0 1.0 1.0 (1.0)
*cmyn3** 0.0 0.0 0.0 (0.0)
*olvi4** 1.0 1.0 1.0 1.0
*cmyn4** 0.0 0.0 0.0 0.0
standard and *adapted* CIELAB
*LAB*LAB* 95.41 −0.97 4.75
*LAB*LABa* 95.41 0.0 0.0
*LAB*TCHa* 99.99 0.01 –
relative CIELAB *lab**
*lab*lab* 1.0 0.0 0.0
*lab*tch* 1.0 0.0 –
*lab*nch* 0.0 0.0 –
relative Natural Colour (NC)
*lab*lrj* 1.0 0.0 0.0
*lab*tce* 1.0 0.0 –
*lab*ncE* 0.0 0.0 –

relative Inform. Technology (IT)
*olvi3** 0.75 0.75 0.75 (1.0)
*cmyn3** 0.25 0.0 0.25 (0.0)
*olvi4** 0.75 1.0 0.75 1.0
*cmyn4** 0.25 0.0 0.25 0.0
standard and *adapted* CIELAB
*LAB*LAB* 84.28 −16.45 12.74
*LAB*LABa* 84.28 −15.68 8.73
*LAB*TCHa* 87.5 17.96 150.91
relative CIELAB *lab**
*lab*lab* 0.856 −0.217 0.122
*lab*tch* 0.875 0.25 0.419
*lab*nch* 0.0 0.25 0.419
relative Natural Colour (NC)
*lab*lrj* 0.856 −0.238 0.072
*lab*tce* 0.875 0.25 0.453
*lab*ncE* 0.0 0.25 j81g

relative Inform. Technology (IT)
*olvi3** 0.5 1.0 0.5 (1.0)
*cmyn3** 0.5 0.0 0.5 (0.0)
*olvi4** 0.5 1.0 0.5 1.0
*cmyn4** 0.5 0.0 0.5 0.0
standard and *adapted* CIELAB
*LAB*LAB* 73.15 −31.94 20.73
*LAB*LABa* 73.15 −31.38 17.47
*LAB*TCHa* 75.0 35.93 150.91
relative CIELAB *lab**
*lab*lab* 0.712 −0.436 0.243
*lab*tch* 0.75 0.5 0.419
*lab*nch* 0.0 0.5 0.419
relative Natural Colour (NC)
*lab*lrj* 0.712 −0.478 0.144
*lab*tce* 0.75 0.5 0.453
*lab*ncE* 0.0 0.5 j81g

relative Inform. Technology (IT)
*olvi3** 0.25 1.0 0.25 (1.0)
*cmyn3** 0.75 0.0 0.75 (0.0)
*olvi4** 0.25 1.0 0.25 1.0
*cmyn4** 0.75 0.0 0.75 0.0
standard and *adapted* CIELAB
*LAB*LAB* 62.02 −47.43 28.71
*LAB*LABa* 62.02 −47.09 26.21
*LAB*TCHa* 62.5 53.9 150.91
relative CIELAB *lab**
*lab*lab* 0.569 −0.654 0.365
*lab*tch* 0.625 0.75 0.419
*lab*nch* 0.0 0.75 0.419
relative Natural Colour (NC)
*lab*lrj* 0.569 −0.717 0.217
*lab*tce* 0.625 0.75 0.453
*lab*ncE* 0.0 0.75 j81g

relative Inform. Technology (IT)
*olvi3** 0.0 1.0 0.0 (1.0)
*cmyn3** 1.0 0.0 1.0 (0.0)
*olvi4** 0.0 1.0 0.0 1.0
*cmyn4** 1.0 0.0 1.0 0.0
standard and *adapted* CIELAB
*LAB*LAB* 50.9 −62.91 36.69
*LAB*LABa* 50.9 −62.78 34.94
*LAB*TCHa* 50.0 71.86 150.91
relative CIELAB *lab**
*lab*lab* 0.425 −0.873 0.486
*lab*tch* 0.5 1.0 0.419
*lab*nch* 0.0 1.0 0.419
relative Natural Colour (NC)
*lab*lrj* 0.425 −0.956 0.289
*lab*tce* 0.5 1.0 0.453
*lab*ncE* 0.0 1.0 j81g

relative Inform. Technology (IT)
*olvi3** 0.5 0.5 0.5 (1.0)
*cmyn3** 0.5 0.5 0.5 (0.0)
*olvi4** 1.0 1.0 1.0 0.5
*cmyn4** 0.0 0.0 0.0 0.5
standard and *adapted* CIELAB
*LAB*LAB* 56.71 −0.23 2.14
*LAB*LABa* 56.71 0.0 0.0
*LAB*TCHa* 50.0 0.01 –
relative CIELAB *lab**
*lab*lab* 0.5 0.0 0.0
*lab*tch* 0.5 0.0 –
*lab*nch* 0.5 0.0 –
relative Natural Colour (NC)
*lab*lrj* 0.5 0.0 0.0
*lab*tce* 0.5 0.0 –
*lab*ncE* 0.5 0.0 –

relative Inform. Technology (IT)
*olvi3** 0.25 0.75 0.25 (1.0)
*cmyn3** 0.75 0.25 0.75 (0.0)
*olvi4** 0.5 1.0 0.5 0.75
*cmyn4** 0.5 0.0 0.5 0.25
standard and *adapted* CIELAB
*LAB*LAB* 53.8 −31.57 19.42
*LAB*LABa* 53.8 −31.39 17.47
*LAB*TCHa* 50.0 35.94 150.91
relative CIELAB *lab**
*lab*lab* 0.462 −0.436 0.243
*lab*tch* 0.5 0.5 0.419
*lab*nch* 0.25 0.5 0.419
relative Natural Colour (NC)
*lab*lrj* 0.462 −0.478 0.144
*lab*tce* 0.5 0.5 0.453
*lab*ncE* 0.25 0.5 j81g

relative Inform. Technology (IT)
*olvi3** 0.0 0.75 0.0 (1.0)
*cmyn3** 1.0 0.25 1.0 (0.0)
*olvi4** 0.25 1.0 0.25 0.75
*cmyn4** 0.75 0.0 0.75 0.25
standard and *adapted* CIELAB
*LAB*LAB* 42.68 −47.06 27.41
*LAB*LABa* 42.68 −47.09 26.21
*LAB*TCHa* 37.51 53.9 150.91
relative CIELAB *lab**
*lab*lab* 0.319 −0.654 0.365
*lab*tch* 0.375 0.75 0.419
*lab*nch* 0.25 0.75 0.419
relative Natural Colour (NC)
*lab*lrj* 0.319 −0.717 0.217
*lab*tce* 0.375 0.75 0.453
*lab*ncE* 0.25 0.75 j81g

relative Inform. Technology (IT)
*olvi3** 0.0 0.25 0.25 (1.0)
*cmyn3** 1.0 0.75 1.0 (0.0)
*olvi4** 0.75 1.0 0.75 0.25
*cmyn4** 0.25 0.0 0.25 0.75
standard and *adapted* CIELAB
*LAB*LAB* 26.24 −15.34 8.82
*LAB*LABa* 26.24 −15.68 8.73
*LAB*TCHa* 12.5 17.96 150.91
relative CIELAB *lab**
*lab*lab* 0.106 −0.217 0.122
*lab*tch* 0.125 0.25 0.419
*lab*nch* 0.75 0.25 0.419
relative Natural Colour (NC)
*lab*lrj* 0.106 −0.238 0.072
*lab*tce* 0.125 0.25 0.453
*lab*ncE* 0.75 0.25 j81g

relative Inform. Technology (IT)
*olvi3** 0.0 0.0 0.0 (1.0)
*cmyn3** 1.0 1.0 1.0 (0.0)
*olvi4** 1.0 1.0 1.0 0.0
*cmyn4** 0.0 0.0 0.0 1.0
standard and *adapted* CIELAB
*LAB*LAB* 18.02 0.5 −0.46
*LAB*LABa* 18.02 0.0 0.0
*LAB*TCHa* 0.01 0.01 –
relative CIELAB *lab**
*lab*lab* 0.0 0.0 0.0
*lab*tch* 0.0 0.0 –
*lab*nch* 1.0 0.0 –
relative Natural Colour (NC)
*lab*lrj* 0.0 0.0 0.0
*lab*tce* 0.0 0.0 –
*lab*ncE* 1.0 0.0 –

1,00

0,75

0,25

0,00

*n** = 0,00

*n** = 0,25

*n** = 0,50

*n** = 1,0

Schwarzheit *n**

0,25 0,50 0,75 1,00

relative Buntheit *c**

UG550−7, 5 stufige Reihen für konstanten CIELAB Buntton 172/360 = 0.479 (links)

5 stufige Reihen für konstanten CIELAB Buntton 151/360 = 0.419 (rechts)

BAM-Prüfvorlage UG55; Farbmetrik-Systeme MRS18 & ORS18 input: *cmy0* setcmykcolor*
D65: 2 Koordinaten-Daten von 5stufigen Farbreihen für 10 Buntton output: *olv* setrgbcolor / w* setgray*

Eingabe: Farbmetrisches Reflexions-System MRS18

für Buntton *h = lab*h = 218/360 = 0.605**
lab*tch* und *lab*nch

D65: Buntton G50B
LCH*Ma: 45 46 218
rgb*Ma: 0.0 1.0 1.0

Dreiecks-Helligkeit *t**

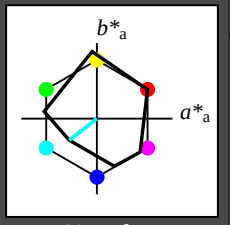

%Umfang

u*rel = 91

MRS18; adaptierte CIELAB-Daten	L*=L*a	a*a	b*a	C*ab,a	h*ab,a
RMa	49.63	66.96	38.37	77.18	30
JMa	90.7	−6.36	88.75	88.98	94
GMa	52.11	−69.73	9.44	70.37	172
G50BMa	45.03	−36.57	−28.47	46.36	218
BMa	36.65	23.19	−63.05	67.18	290
B50RMa	34.94	57.17	−44.26	72.31	322
NMa	18.01	0.0	0.0	0.0	0
WMa	95.41	0.0	0.0	0.0	0
RCIE	39.92	58.66	26.98	64.56	25
JCIE	81.26	−2.17	67.76	67.79	92
GCIE	52.23	−42.26	11.75	43.87	164
BCIE	30.57	1.15	−46.84	46.87	271

%Regularität

g*H,rel = 41

g*C,rel = 52

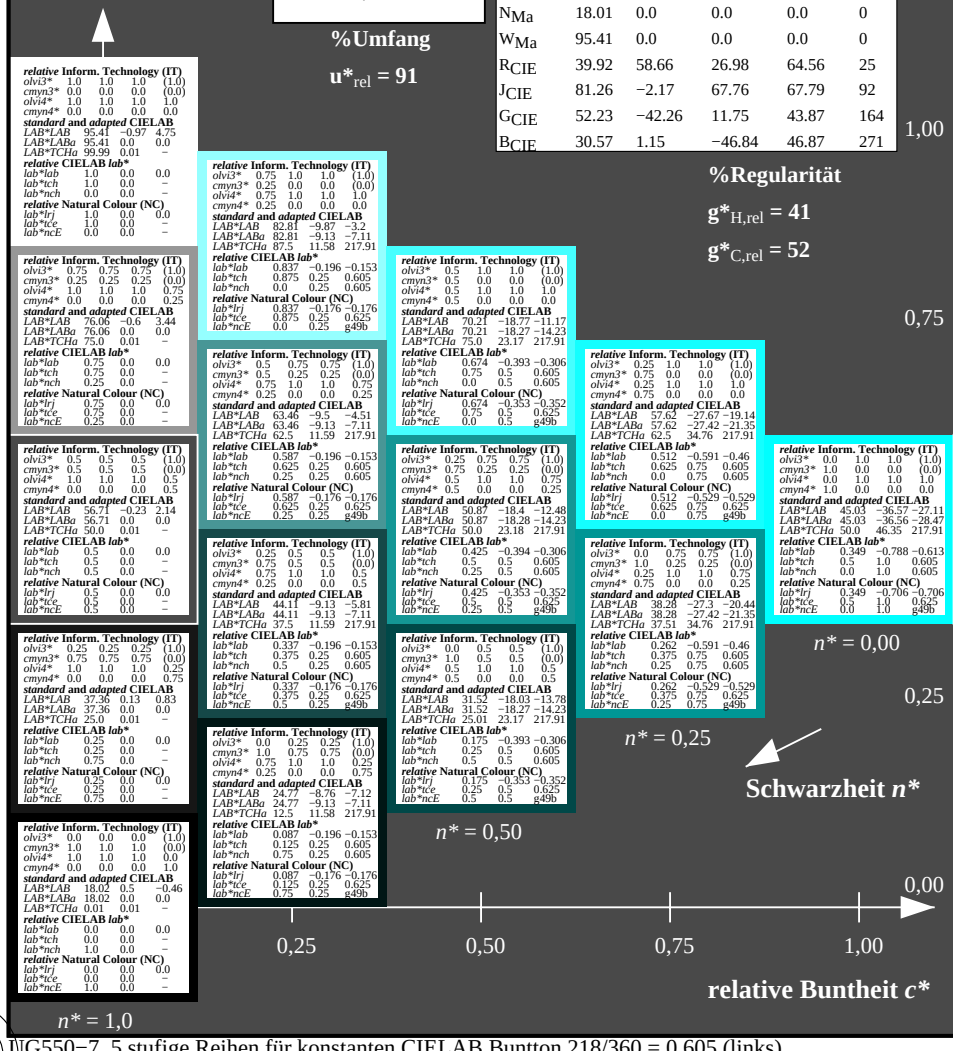

UG550−7, 5 stufige Reihen für konstanten CIELAB Buntton 218/360 = 0.605 (links)

Ausgabe: Farbmetrisches Reflexions-System ORS18

für Buntton *h = lab*h = 236/360 = 0.656**
lab*tch* und *lab*nch

D65: Buntton C
LCH*Ma: 59 54 236
rgb*Ma: 0.0 1.0 1.0

Dreiecks-Helligkeit *t**

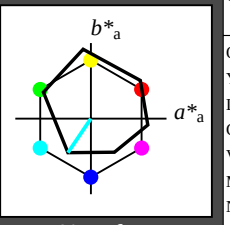

%Umfang

u*rel = 93

ORS18; adaptierte CIELAB-Daten	L*=L*a	a*a	b*a	C*ab,a	h*ab,a
OMa	47.94	65.37	50.52	82.62	38
YMa	90.37	−10.27	91.77	92.34	96
LMa	50.9	−62.79	34.95	71.87	151
CMa	58.62	−30.35	−45.01	54.3	236
VMa	25.71	31.11	−44.42	54.24	305
MMa	48.13	75.27	−8.35	75.73	354
NMa	18.01	0.0	0.0	0.0	0
WMa	95.41	0.0	0.0	0.0	0
RCIE	39.92	58.66	26.98	64.56	25
JCIE	81.26	−2.17	67.76	67.79	92
GCIE	52.23	−42.26	11.75	43.87	164
BCIE	30.57	1.15	−46.84	46.87	271

%Regularität

g*H,rel = 57

g*C,rel = 59

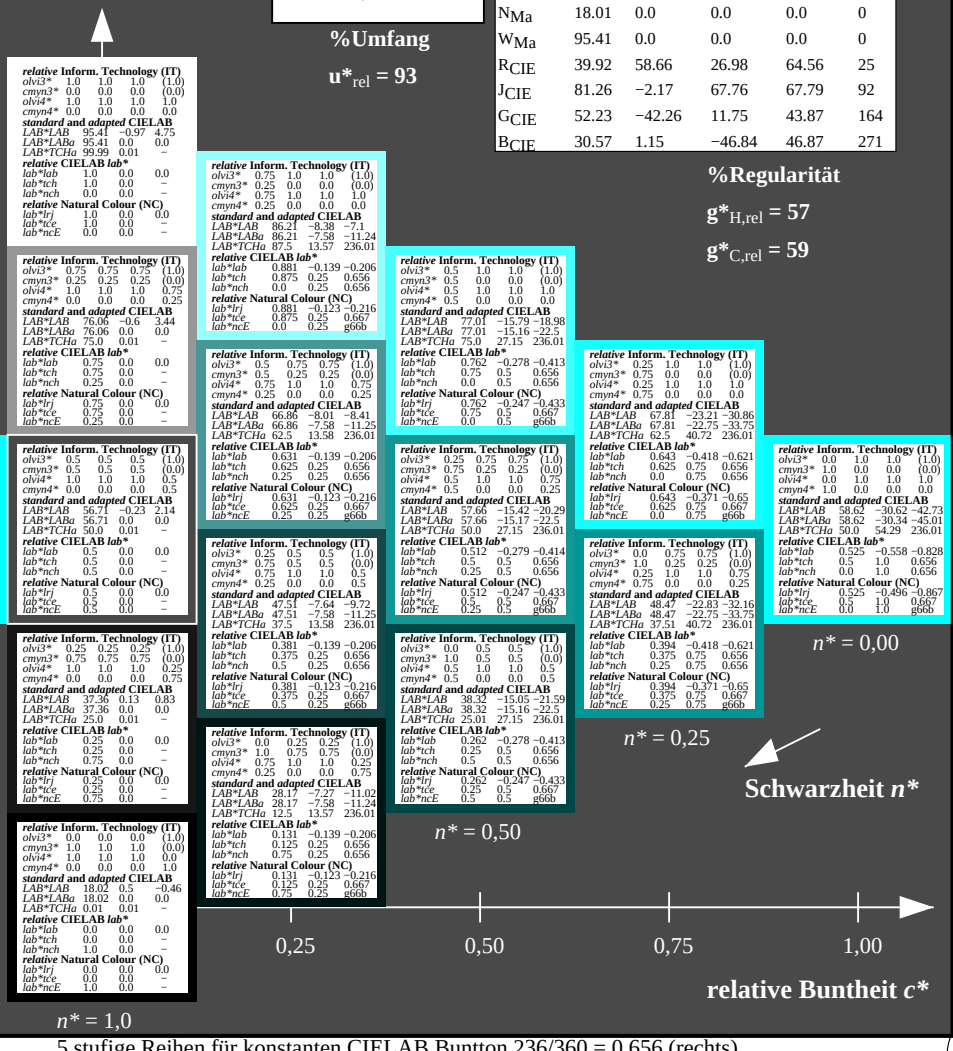

5 stufige Reihen für konstanten CIELAB Buntton 236/360 = 0.656 (rechts)

Siehe ähnliche Dateien: http://www.ps.bam.de/UG55/
Technische Information: http://www.ps.bam.de Version 2.1, io=0,1, CIEXYZ

BAM-Registrierung: 20060101-UG55/10S/S55G03FP.PS/.PDF BAM-Material: Code=rha4ta
Anwendung für Beurteilung und Messung von Drucker− oder Monitorsystemen, Yr=2.5, XYZ
/UG55/ Form: 4/10, Serie: 1/1, Seite: 4 Sattenz hung 4

BAM-Prüfvorlage UG55; Farbmetrik-Systeme MRS18 & ORS18 input: *cmy0* setcmykcolor*
D65: 2 Koordinaten-Daten von 5stufigen Farbreihen für 10 Buntton output: *olv* setrgbcolor / w* setgray*

Siehe ähnliche Dateien: http://www.ps.bam.de/UG55/
Technische Information: http://www.ps.bam.de Version 2.1, io=0,1, CIEXYZ

BAM-Registrierung: 20060101-UG55/10S/S55G04FP.PS/.PDF BAM-Material: Code=rha4ta
Anwendung für Beurteilung und Messung von Drucker– oder Monitorsystemen, Yr=2.5, XYZ
/UG55/ Form: 5/10. Serie: 1/1, Seite: 5 Sattenz hung 5

Eingabe: Farbmetrisches Reflexions-System MRS18

für Buntton *h = lab*h = 290/360 = 0.806**
lab*tch* und *lab*nch

D65: Buntton B
LCH*Ma: 37 67 290
rgb*Ma: 0.0 0.0 1.0

Dreiecks-Helligkeit *t**

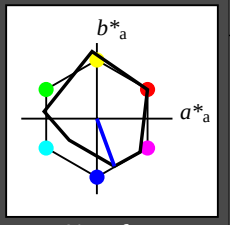

%Umfang

u*rel = 91

MRS18; adaptierte CIELAB-Daten

	L*=L*a	a*a	b*a	C*ab,a	h*ab,a
RMa	49.63	66.96	38.37	77.18	30
JMa	90.7	−6.36	88.75	88.98	94
GMa	52.11	−69.73	9.44	70.37	172
G50BMa	45.03	−36.57	−28.47	46.36	218
BMa	36.65	23.19	−63.05	67.18	290
B50RMa	34.94	57.17	−44.26	72.31	322
NMa	18.01	0.0	0.0	0.0	0
WMa	95.41	0.0	0.0	0.0	0
RCIE	39.92	58.66	26.98	64.56	25
JCIE	81.26	−2.17	67.76	67.79	92
GCIE	52.23	−42.26	11.75	43.87	164
BCIE	30.57	1.15	−46.84	46.87	271

%Regularität

g*H,rel = 41

g*C,rel = 52

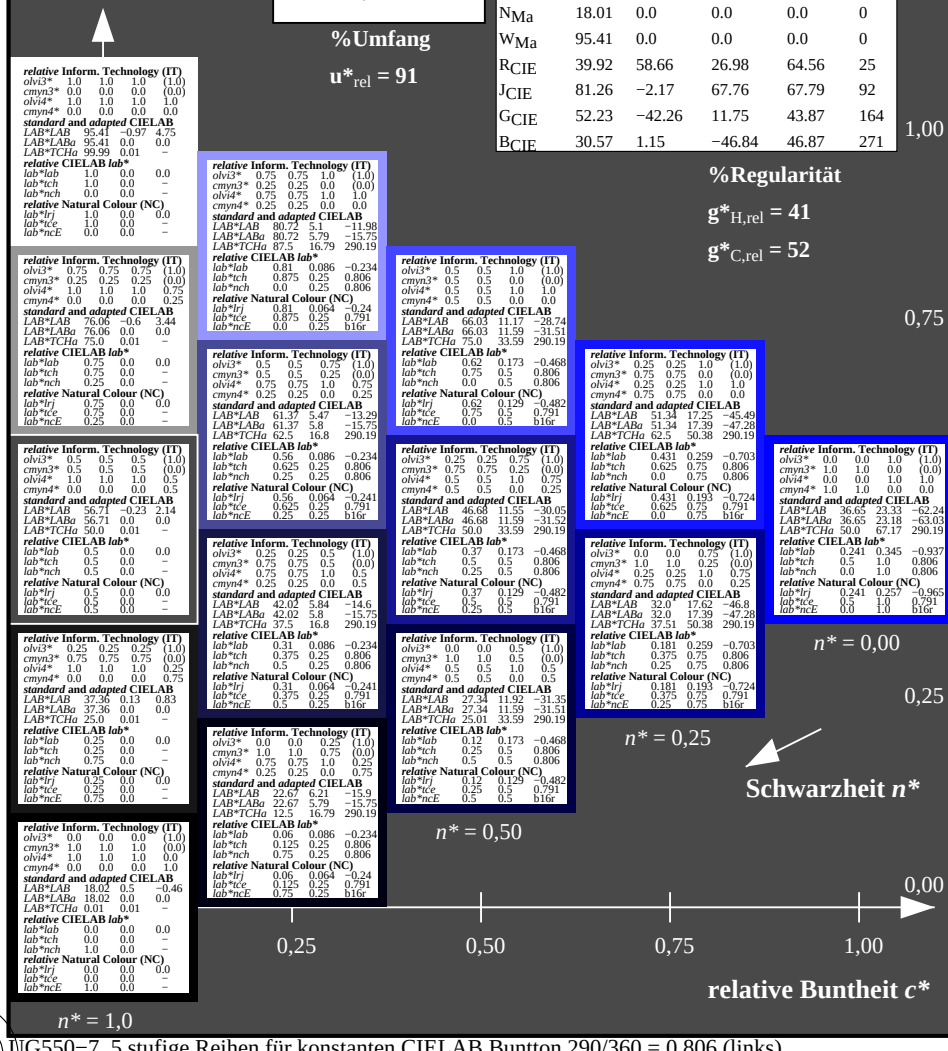

UG550−7, 5 stufige Reihen für konstanten CIELAB Buntton 290/360 = 0.806 (links)

Ausgabe: Farbmetrisches Reflexions-System ORS18

für Buntton *h = lab*h = 305/360 = 0.847**
lab*tch* und *lab*nch

D65: Buntton V
LCH*Ma: 26 54 305
rgb*Ma: 0.0 0.0 1.0

Dreiecks-Helligkeit *t**

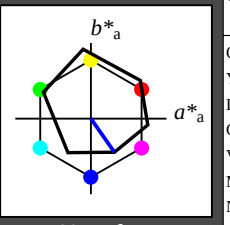

%Umfang

u*rel = 93

ORS18; adaptierte CIELAB-Daten

	L*=L*a	a*a	b*a	C*ab,a	h*ab,a
OMa	47.94	65.37	50.52	82.62	38
YMa	90.37	−10.27	91.77	92.34	96
LMa	50.9	−62.79	34.95	71.87	151
CMa	58.62	−30.35	−45.01	54.3	236
VMa	25.71	31.11	−44.42	54.24	305
MMa	48.13	75.27	−8.35	75.73	354
NMa	18.01	0.0	0.0	0.0	0
WMa	95.41	0.0	0.0	0.0	0
RCIE	39.92	58.66	26.98	64.56	25
JCIE	81.26	−2.17	67.76	67.79	92
GCIE	52.23	−42.26	11.75	43.87	164
BCIE	30.57	1.15	−46.84	46.87	271

%Regularität

g*H,rel = 57

g*C,rel = 59

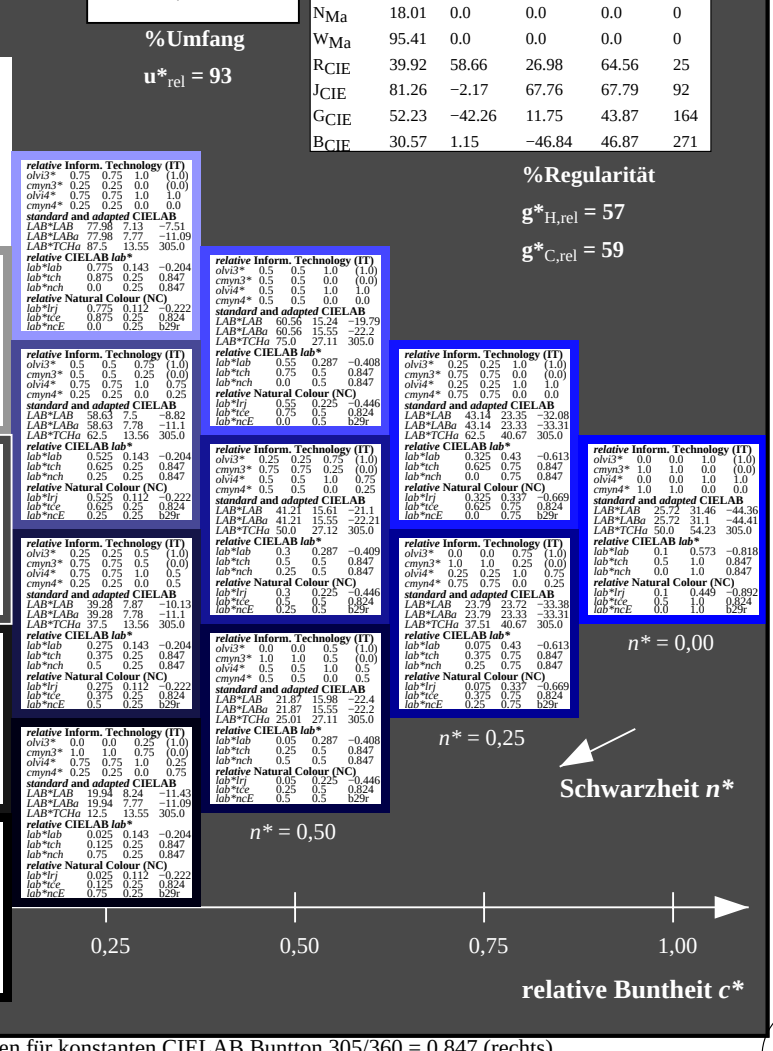

5 stufige Reihen für konstanten CIELAB Buntton 305/360 = 0.847 (rechts)

Siehe ähnliche Dateien: http://www.ps.bam.de/UG55/
Technische Information: http://www.ps.bam.de Version 2.1, io=0,1, CIEXYZ

BAM-Registrierung: 20060101-UG55/10S/S55G05FP.PS/.PDF BAM-Material: Code=rha4ta
Anwendung für Beurteilung und Messung von Drucker– oder Monitorsystemen, Yr=2.5, XYZ
/UG55/ Form: 6/10. Serie: 1/1, Seite: 6 Seitenz hlung 6

Eingabe: Farbmetrisches Reflexions-System MRS18

für Buntton *h = lab*h = 322/360 = 0.895**
lab*tch* und *lab*nch

D65: Buntton B50R
LCH*Ma: 35 72 322
rgb*Ma: 1.0 0.0 1.0

Dreiecks-Helligkeit *t**

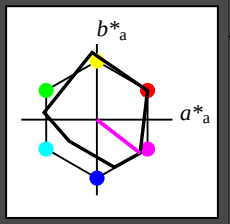

%Umfang

u*rel = 91

MRS18; adaptierte CIELAB-Daten

	$L^*=L^*_a$	a^*_a	b^*_a	$C^*_{ab,a}$	$h^*_{ab,a}$
R_{Ma}	49.63	66.96	38.37	77.18	30
J_{Ma}	90.7	−6.36	88.75	88.98	94
G_{Ma}	52.11	−69.73	9.44	70.37	172
$G50B_{Ma}$	45.03	−36.57	−28.47	46.36	218
B_{Ma}	36.65	23.19	−63.05	67.18	290
$B50R_{Ma}$	34.94	57.17	−44.26	72.31	322
N_{Ma}	18.01	0.0	0.0	0.0	0
W_{Ma}	95.41	0.0	0.0	0.0	0
R_{CIE}	39.92	58.66	26.98	64.56	25
J_{CIE}	81.26	−2.17	67.76	67.79	92
G_{CIE}	52.23	−42.26	11.75	43.87	164
B_{CIE}	30.57	1.15	−46.84	46.87	271

%Regularität

g*H,rel = 41

g*C,rel = 52

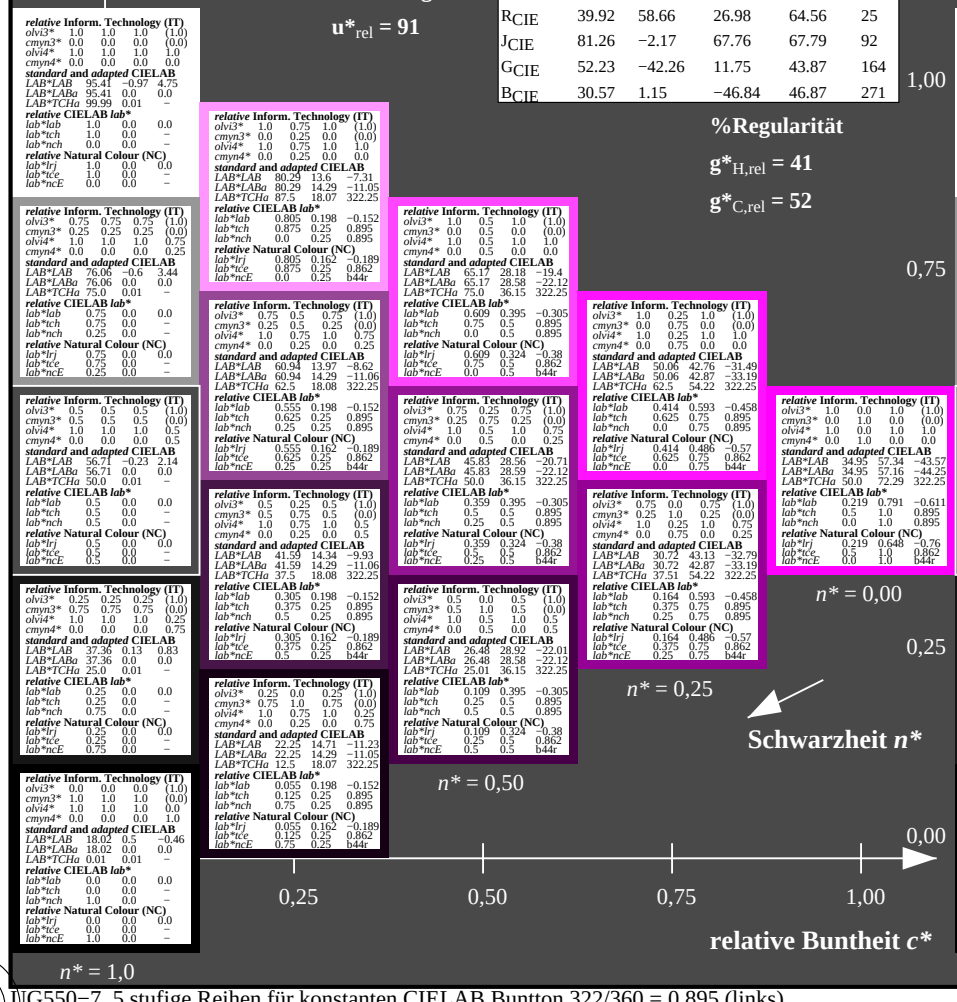

UG550−7, 5 stufige Reihen für konstanten CIELAB Buntton 322/360 = 0.895 (links)

Ausgabe: Farbmetrisches Reflexions-System ORS18

für Buntton *h = lab*h = 354/360 = 0.982**
lab*tch* und *lab*nch

D65: Buntton M
LCH*Ma: 48 76 354
rgb*Ma: 1.0 0.0 1.0

Dreiecks-Helligkeit *t**

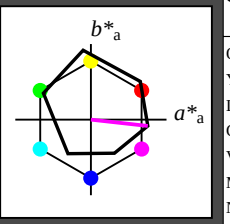

%Umfang

u*rel = 93

ORS18; adaptierte CIELAB-Daten

	$L^*=L^*_a$	a^*_a	b^*_a	$C^*_{ab,a}$	$h^*_{ab,a}$
O_{Ma}	47.94	65.37	50.52	82.62	38
Y_{Ma}	90.37	−10.27	91.77	92.34	96
L_{Ma}	50.9	−62.79	34.95	71.87	151
C_{Ma}	58.62	−30.35	−45.01	54.3	236
V_{Ma}	25.71	31.11	−44.42	54.24	305
M_{Ma}	48.13	75.27	−8.35	75.73	354
N_{Ma}	18.01	0.0	0.0	0.0	0
W_{Ma}	95.41	0.0	0.0	0.0	0
R_{CIE}	39.92	58.66	26.98	64.56	25
J_{CIE}	81.26	−2.17	67.76	67.79	92
G_{CIE}	52.23	−42.26	11.75	43.87	164
B_{CIE}	30.57	1.15	−46.84	46.87	271

%Regularität

g*H,rel = 57

g*C,rel = 59

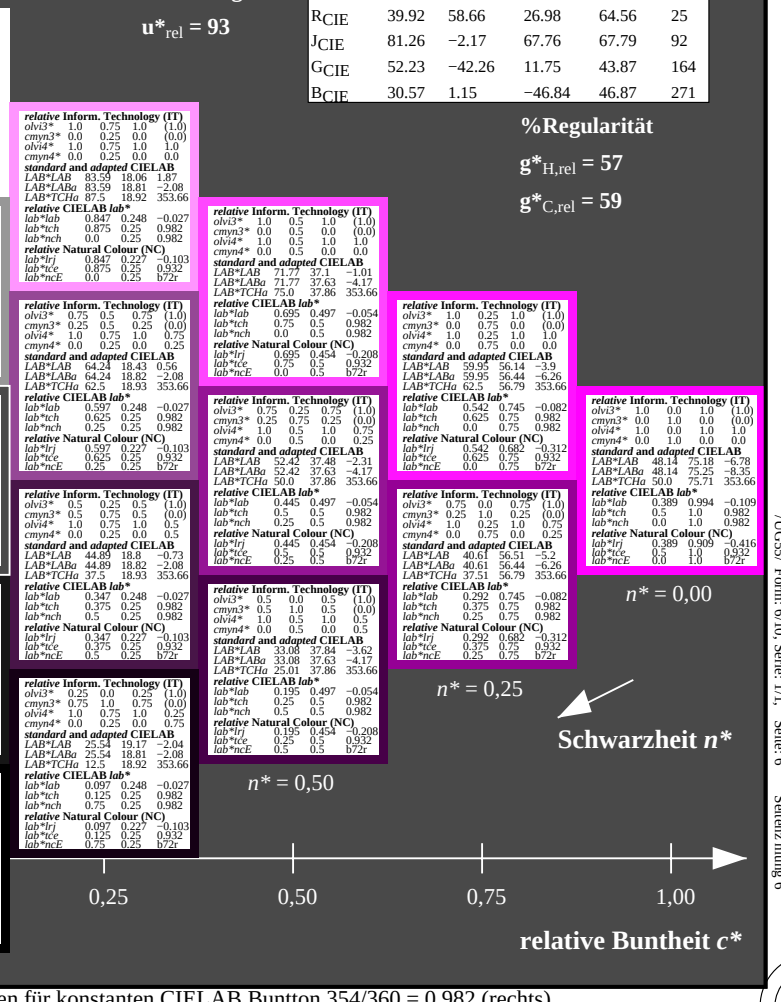

5 stufige Reihen für konstanten CIELAB Buntton 354/360 = 0.982 (rechts)

Siehe ähnliche Dateien: http://www.ps.bam.de/UG55/
Technische Information: http://www.ps.bam.de Version 2.1, io=0,1, CIEXYZ

BAM-Registrierung: 20060101-UG55/10S/S55G06FP.PS/.PDF BAM-Material: Code=rha4ta
Anwendung für Beurteilung und Messung von Drucker– oder Monitorsystemen, Yr=2.5, XYZ
/UG55/ Form: 7/10, Serie: 1/1, Seite: 7 Sektenz hlung 7

Eingabe: Farbmetrisches Reflexions-System MRS18

für Buntton *h* = lab*h = 25/360 = 0.069*
lab*tch* und *lab*nch

D65: Buntton R
LCH*Ma: 48 73 25
rgb*Ma: 1.0 0.0 0.1

Dreiecks-Helligkeit *t**

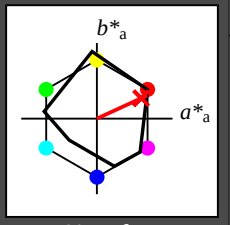

%Umfang

u^*_{rel} = 91

MRS18; adaptierte CIELAB-Daten	$L^*=L^*_a$	a^*_a	b^*_a	$C^*_{ab,a}$	$h^*_{ab,a}$
R_{Ma}	49.63	66.96	38.37	77.18	30
J_{Ma}	90.7	−6.36	88.75	88.98	94
G_{Ma}	52.11	−69.73	9.44	70.37	172
$G50B_{Ma}$	45.03	−36.57	−28.47	46.36	218
B_{Ma}	36.65	23.19	−63.05	67.18	290
$B50R_{Ma}$	34.94	57.17	−44.26	72.31	322
N_{Ma}	18.01	0.0	0.0	0.0	0
W_{Ma}	95.41	0.0	0.0	0.0	0
R_{CIE}	39.92	58.66	26.98	64.56	25
J_{CIE}	81.26	−2.17	67.76	67.79	92
G_{CIE}	52.23	−42.26	11.75	43.87	164
B_{CIE}	30.57	1.15	−46.84	46.87	271

%Regularität

$g^*_{H,rel}$ = 41

$g^*_{C,rel}$ = 52

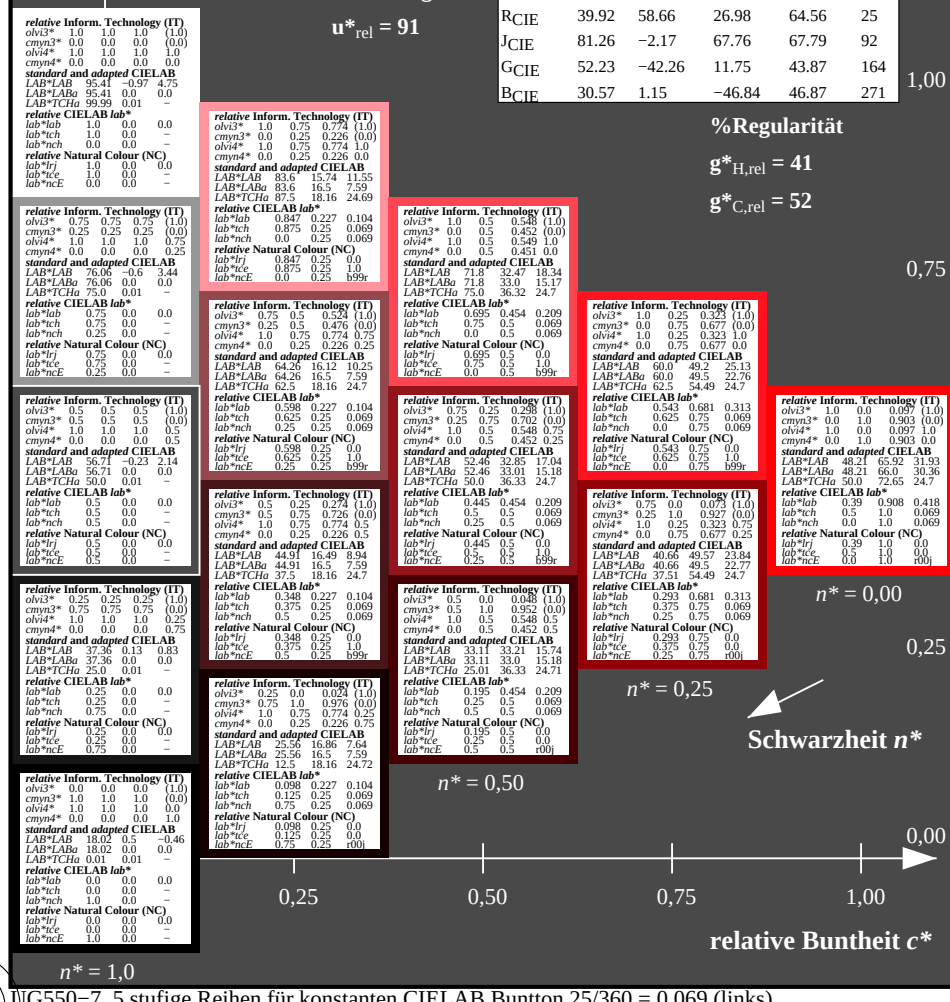

UG550−7, 5 stufige Reihen für konstanten CIELAB Buntton 25/360 = 0.069 (links)

Ausgabe: Farbmetrisches Reflexions-System ORS18

für Buntton *h* = lab*h = 25/360 = 0.069*
lab*tch* und *lab*nch

D65: Buntton R
LCH*Ma: 48 75 25
rgb*Ma: 1.0 0.0 0.32

Dreiecks-Helligkeit *t**

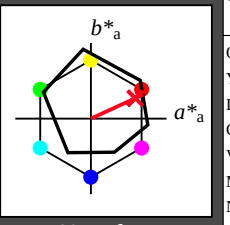

%Umfang

u^*_{rel} = 93

ORS18; adaptierte CIELAB-Daten	$L^*=L^*_a$	a^*_a	b^*_a	$C^*_{ab,a}$	$h^*_{ab,a}$
O_{Ma}	47.94	65.37	50.52	82.62	38
Y_{Ma}	90.37	−10.27	91.77	92.34	96
L_{Ma}	50.9	−62.79	34.95	71.87	151
C_{Ma}	58.62	−30.35	−45.01	54.3	236
V_{Ma}	25.71	31.11	−44.42	54.24	305
M_{Ma}	48.13	75.27	−8.35	75.73	354
N_{Ma}	18.01	0.0	0.0	0.0	0
W_{Ma}	95.41	0.0	0.0	0.0	0
R_{CIE}	39.92	58.66	26.98	64.56	25
J_{CIE}	81.26	−2.17	67.76	67.79	92
G_{CIE}	52.23	−42.26	11.75	43.87	164
B_{CIE}	30.57	1.15	−46.84	46.87	271

%Regularität

$g^*_{H,rel}$ = 57

$g^*_{C,rel}$ = 59

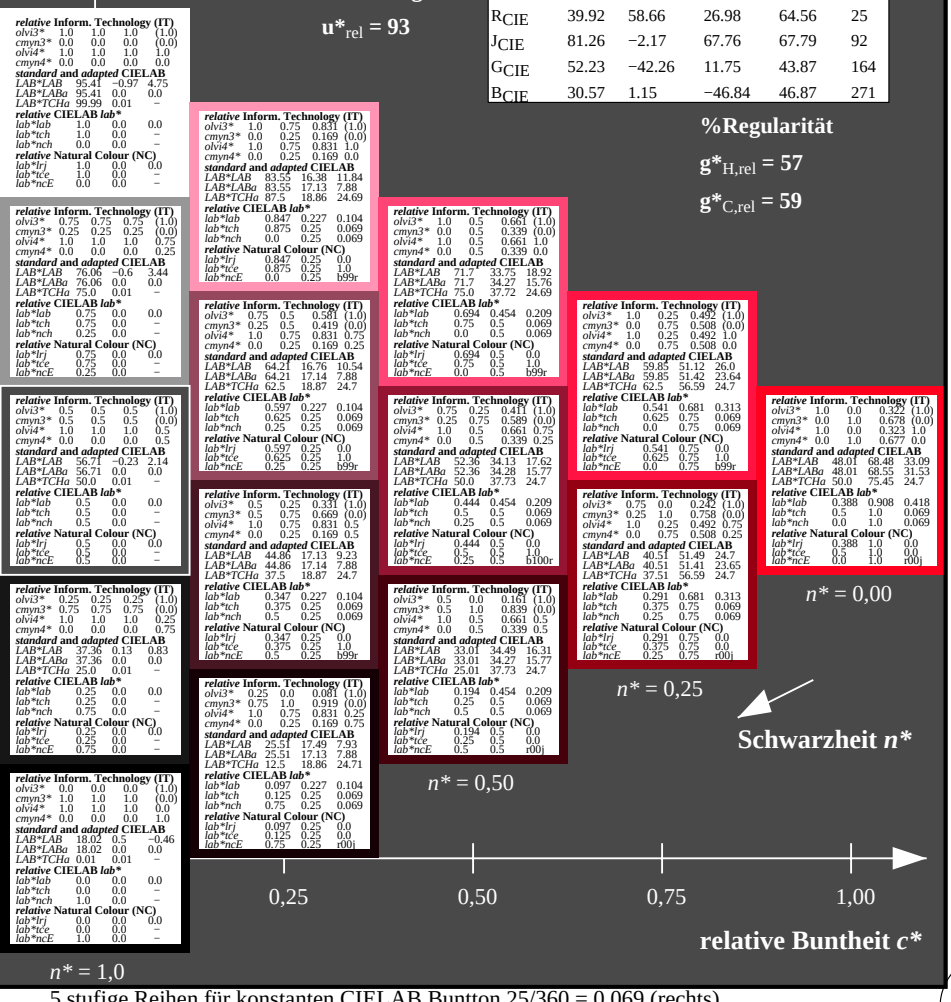

5 stufige Reihen für konstanten CIELAB Buntton 25/360 = 0.069 (rechts)

Siehe ähnliche Dateien: http://www.ps.bam.de/UG55/
Technische Information: http://www.ps.bam.de Version 2.1, io=0,1, CIEXYZ

BAM-Registrierung: 20060101-UG55/10S/S55G07FP.PS/.PDF BAM-Material: Code=rha4ta
Anwendung für Beurteilung und Messung von Drucker– oder Monitorsystemen, Yr=2.5, XYZ
/UG55/ Form: 8/10. Serie: 1/1, Seite: 8 Sektenz hung 8

Eingabe: Farbmetrisches Reflexions-System MRS18

für Buntton $h^* = lab^*h = 92/360 = 0.255$
lab*tch* und *lab*nch

D65: Buntton J
LCH*Ma: 89 86 92
rgb*Ma: 1.0 0.95 0.0

Dreiecks-Helligkeit t^*

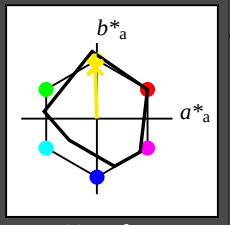

%Umfang

u^*_{rel} = 91

MRS18; adaptierte CIELAB-Daten

	$L^*=L^*_a$	a^*_a	b^*_a	$C^*_{ab,a}$	$h^*_{ab,a}$
R_{Ma}	49.63	66.96	38.37	77.18	30
J_{Ma}	90.7	−6.36	88.75	88.98	94
G_{Ma}	52.11	−69.73	9.44	70.37	172
$G50B_{Ma}$	45.03	−36.57	−28.47	46.36	218
B_{Ma}	36.65	23.19	−63.05	67.18	290
$B50R_{Ma}$	34.94	57.17	−44.26	72.31	322
N_{Ma}	18.01	0.0	0.0	0.0	0
W_{Ma}	95.41	0.0	0.0	0.0	0
R_{CIE}	39.92	58.66	26.98	64.56	25
J_{CIE}	81.26	−2.17	67.76	67.79	92
G_{CIE}	52.23	−42.26	11.75	43.87	164
B_{CIE}	30.57	1.15	−46.84	46.87	271

%Regularität

$g^*_{H,rel}$ = 41

$g^*_{C,rel}$ = 52

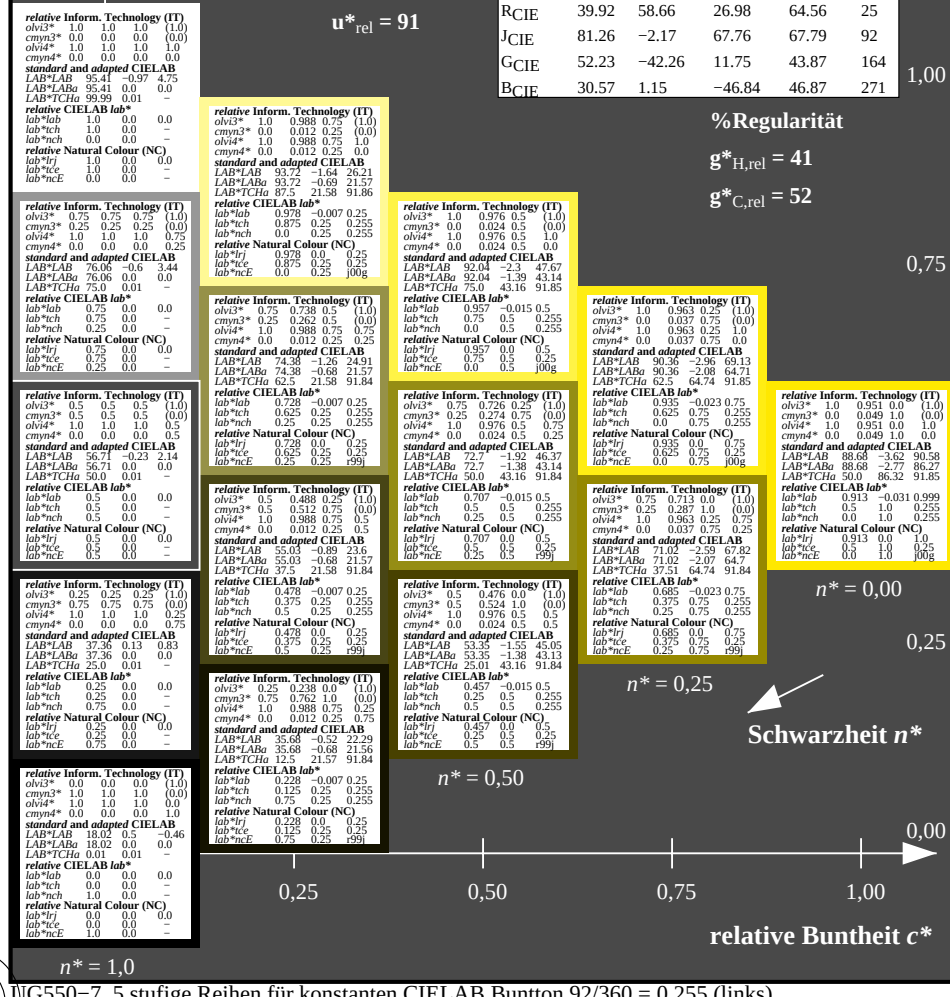

Ausgabe: Farbmetrisches Reflexions-System ORS18

für Buntton $h^* = lab^*h = 92/360 = 0.255$
lab*tch* und *lab*nch

D65: Buntton J
LCH*Ma: 86 88 92
rgb*Ma: 1.0 0.9 0.0

Dreiecks-Helligkeit t^*

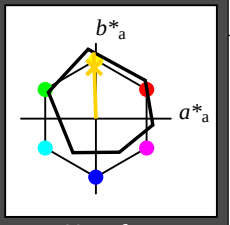

%Umfang

u^*_{rel} = 93

ORS18; adaptierte CIELAB-Daten

	$L^*=L^*_a$	a^*_a	b^*_a	$C^*_{ab,a}$	$h^*_{ab,a}$
O_{Ma}	47.94	65.37	50.52	82.62	38
Y_{Ma}	90.37	−10.27	91.77	92.34	96
L_{Ma}	50.9	−62.79	34.95	71.87	151
C_{Ma}	58.62	−30.35	−45.01	54.3	236
V_{Ma}	25.71	31.11	−44.42	54.24	305
M_{Ma}	48.13	75.27	−8.35	75.73	354
N_{Ma}	18.01	0.0	0.0	0.0	0
W_{Ma}	95.41	0.0	0.0	0.0	0
R_{CIE}	39.92	58.66	26.98	64.56	25
J_{CIE}	81.26	−2.17	67.76	67.79	92
G_{CIE}	52.23	−42.26	11.75	43.87	164
B_{CIE}	30.57	1.15	−46.84	46.87	271

%Regularität

$g^*_{H,rel}$ = 57

$g^*_{C,rel}$ = 59

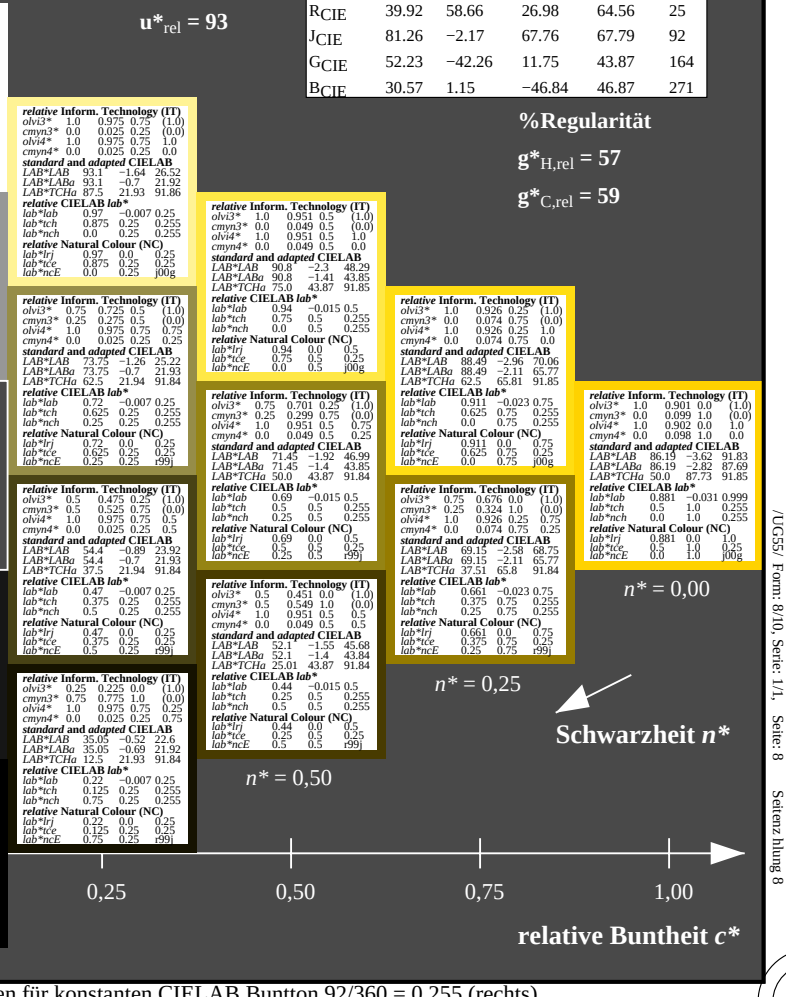

UG550−7, 5 stufige Reihen für konstanten CIELAB Buntton 92/360 = 0.255 (links)

5 stufige Reihen für konstanten CIELAB Buntton 92/360 = 0.255 (rechts)

BAM-Prüfvorlage UG55; Farbmetrik-Systeme MRS18 & ORS18 input: *cmy0* setcmykcolor*
D65: 2 Koordinaten-Daten von 5stufigen Farbreihen für 10 Buntton output: *olv* setrgbcolor / w* setgray*

Siehe ähnliche Dateien: http://www.ps.bam.de/UG55/
Technische Information: http://www.ps.bam.de Version 2.1, io=0,1, CIEXYZ

Eingabe: Farbmetrisches Reflexions-System MRS18

für Buntton *h = lab*h = 164/360 = 0.457***
lab*tch* und *lab*nch

D65: Buntton G
LCH*Ma: 56 66 164
rgb*Ma: 0.1 1.0 0.0

Dreiecks-Helligkeit *t**

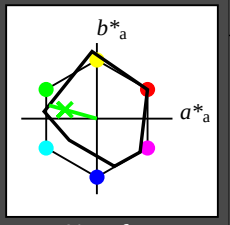

%Umfang

u^*_{rel} = 91

MRS18; adaptierte CIELAB-Daten

	$L^*=L^*_a$	a^*_a	b^*_a	$C^*_{ab,a}$	$h^*_{ab,a}$
R_{Ma}	49.63	66.96	38.37	77.18	30
J_{Ma}	90.7	−6.36	88.75	88.98	94
G_{Ma}	52.11	−69.73	9.44	70.37	172
$G50B_{Ma}$	45.03	−36.57	−28.47	46.36	218
B_{Ma}	36.65	23.19	−63.05	67.18	290
$B50R_{Ma}$	34.94	57.17	−44.26	72.31	322
N_{Ma}	18.01	0.0	0.0	0.0	0
W_{Ma}	95.41	0.0	0.0	0.0	0
R_{CIE}	39.92	58.66	26.98	64.56	25
J_{CIE}	81.26	−2.17	67.76	67.79	92
G_{CIE}	52.23	−42.26	11.75	43.87	164
B_{CIE}	30.57	1.15	−46.84	46.87	271

%Regularität

$g^*_{H,rel}$ = 41

$g^*_{C,rel}$ = 52

Ausgabe: Farbmetrisches Reflexions-System ORS18

für Buntton *h = lab*h = 164/360 = 0.457***
lab*tch* und *lab*nch

D65: Buntton G
LCH*Ma: 53 57 164
rgb*Ma: 0.0 1.0 0.25

Dreiecks-Helligkeit *t**

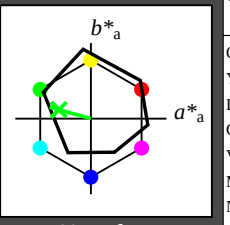

%Umfang

u^*_{rel} = 93

ORS18; adaptierte CIELAB-Daten

	$L^*=L^*_a$	a^*_a	b^*_a	$C^*_{ab,a}$	$h^*_{ab,a}$
O_{Ma}	47.94	65.37	50.52	82.62	38
Y_{Ma}	90.37	−10.27	91.77	92.34	96
L_{Ma}	50.9	−62.79	34.95	71.87	151
C_{Ma}	58.62	−30.35	−45.01	54.3	236
V_{Ma}	25.71	31.11	−44.42	54.24	305
M_{Ma}	48.13	75.27	−8.35	75.73	354
N_{Ma}	18.01	0.0	0.0	0.0	0
W_{Ma}	95.41	0.0	0.0	0.0	0
R_{CIE}	39.92	58.66	26.98	64.56	25
J_{CIE}	81.26	−2.17	67.76	67.79	92
G_{CIE}	52.23	−42.26	11.75	43.87	164
B_{CIE}	30.57	1.15	−46.84	46.87	271

%Regularität

$g^*_{H,rel}$ = 57

$g^*_{C,rel}$ = 59

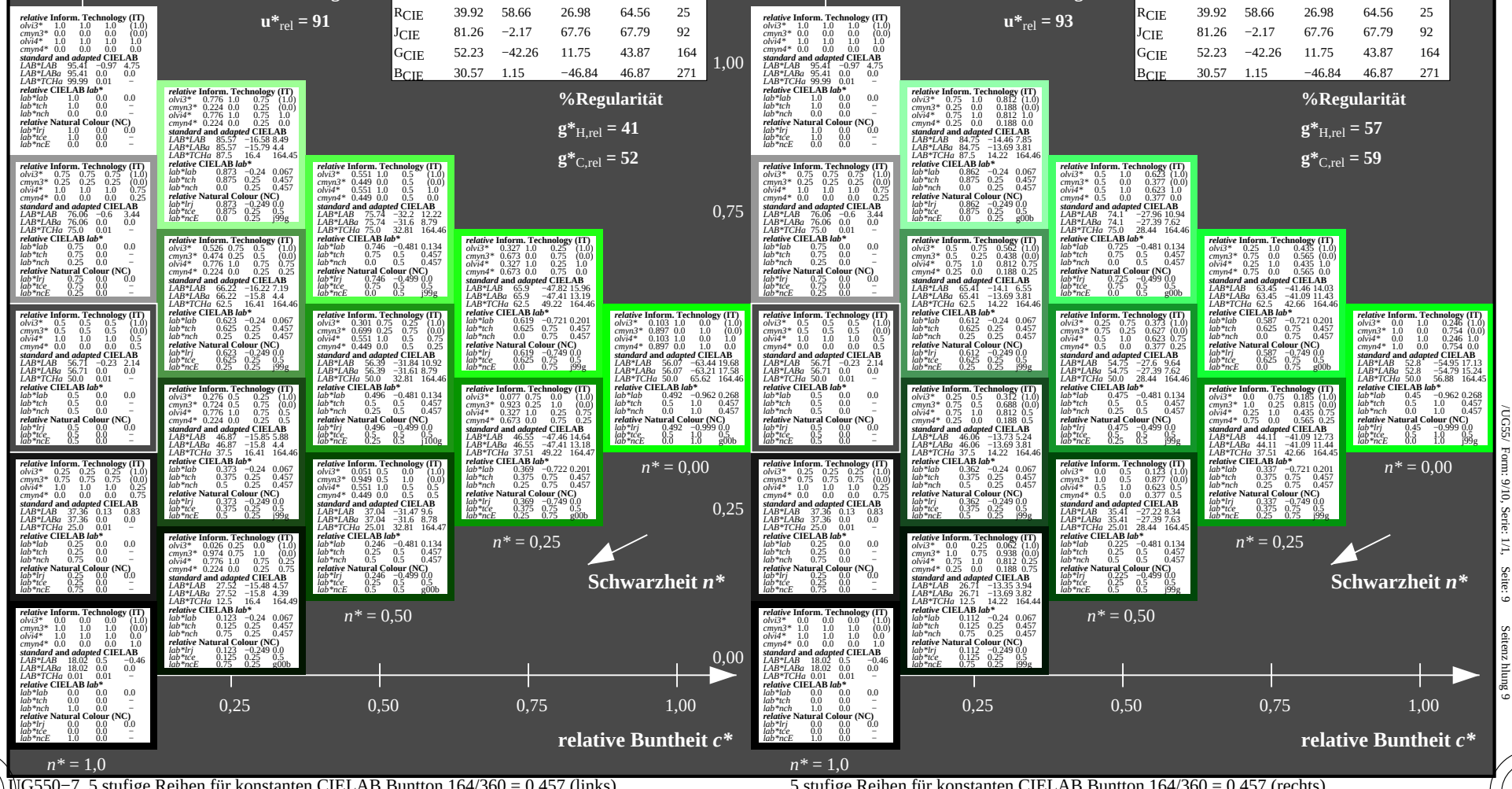

UG550−7, 5 stufige Reihen für konstanten CIELAB Buntton 164/360 = 0.457 (links)

5 stufige Reihen für konstanten CIELAB Buntton 164/360 = 0.457 (rechts)

BAM-Registrierung: 20060101-UG55/10S/S55G08FP.PS/.PDF BAM-Material: Code=rha4ta
Anwendung für Beurteilung und Messung von Drucker− oder Monitorsystemen, Yr=2.5, XYZ

/UG55/ Form: 9/10. Serie: 1/1, Seite: 9 Sektenz hlung 9

BAM-Prüfvorlage UG55; Farbmetrik-Systeme MRS18 & ORS18 input: *cmy0* setcmykcolor*
D65: 2 Koordinaten-Daten von 5stufigen Farbreihen für 10 Buntton output: *olv* setrgbcolor / w* setgray*

Siehe ähnliche Dateien: http://www.ps.bam.de/UG55/
Technische Information: http://www.ps.bam.de Version 2.1, io=0,1, CIEXYZ

BAM-Registrierung: 20060101-UG55/10S/S55G09FP.PS/.PDF BAM-Material: Code=rha4ta
Anwendung für Beurteilung und Messung von Drucker– oder Monitorsystemen, Yr=2.5, XYZ
/UG55/ Form: 10/10Serie: 1/1, Seite: 10 Sektenz hlung 10

Eingabe: Farbmetrisches Reflexions-System MRS18

für Buntton $h^* = lab^*h = 271/360 = 0.754$
lab*tch* und *lab*nch

D65: Buntton B
LCH*Ma: 40 50 271
rgb*Ma: 0.0 0.37 1.0

Dreiecks-Helligkeit t^*

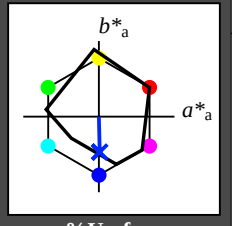

%Umfang

u^*_{rel} = 91

MRS18; adaptierte CIELAB-Daten

	$L^*=L^*_a$	a^*_a	b^*_a	$C^*_{ab,a}$	$h^*_{ab,a}$
R_{Ma}	49.63	66.96	38.37	77.18	30
J_{Ma}	90.7	−6.36	88.75	88.98	94
G_{Ma}	52.11	−69.73	9.44	70.37	172
$G50B_{Ma}$	45.03	−36.57	−28.47	46.36	218
B_{Ma}	36.65	23.19	−63.05	67.18	290
$B50R_{Ma}$	34.94	57.17	−44.26	72.31	322
N_{Ma}	18.01	0.0	0.0	0.0	0
W_{Ma}	95.41	0.0	0.0	0.0	0
R_{CIE}	39.92	58.66	26.98	64.56	25
J_{CIE}	81.26	−2.17	67.76	67.79	92
G_{CIE}	52.23	−42.26	11.75	43.87	164
B_{CIE}	30.57	1.15	−46.84	46.87	271

%Regularität

$g^*_{H,rel}$ = 41

$g^*_{C,rel}$ = 52

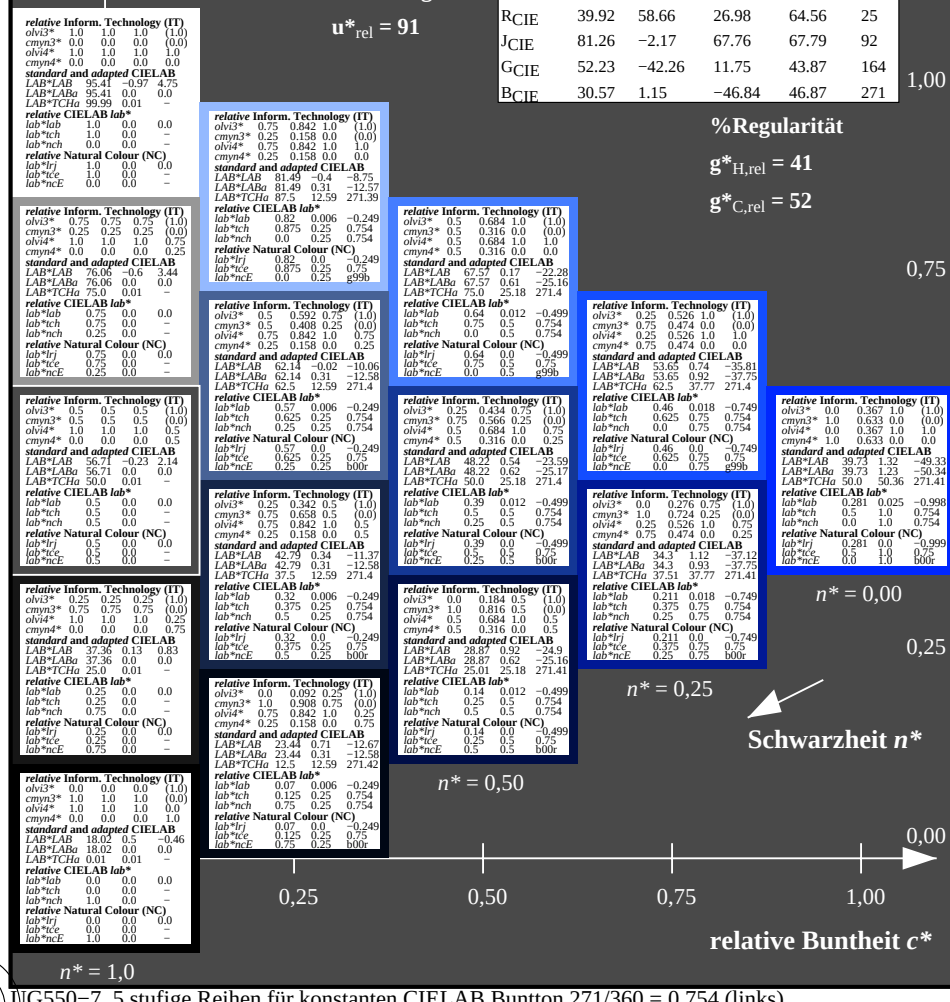

UG550−7, 5 stufige Reihen für konstanten CIELAB Buntton 271/360 = 0.754 (links)

Ausgabe: Farbmetrisches Reflexions-System ORS18

für Buntton $h^* = lab^*h = 271/360 = 0.754$
lab*tch* und *lab*nch

D65: Buntton B
LCH*Ma: 42 45 271
rgb*Ma: 0.0 0.49 1.0

Dreiecks-Helligkeit t^*

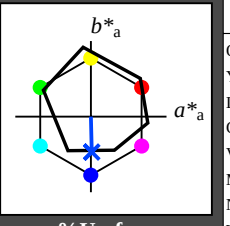

%Umfang

u^*_{rel} = 93

ORS18; adaptierte CIELAB-Daten

	$L^*=L^*_a$	a^*_a	b^*_a	$C^*_{ab,a}$	$h^*_{ab,a}$
O_{Ma}	47.94	65.37	50.52	82.62	38
Y_{Ma}	90.37	−10.27	91.77	92.34	96
L_{Ma}	50.9	−62.79	34.95	71.87	151
C_{Ma}	58.62	−30.35	−45.01	54.3	236
V_{Ma}	25.71	31.11	−44.42	54.24	305
M_{Ma}	48.13	75.27	−8.35	75.73	354
N_{Ma}	18.01	0.0	0.0	0.0	0
W_{Ma}	95.41	0.0	0.0	0.0	0
R_{CIE}	39.92	58.66	26.98	64.56	25
J_{CIE}	81.26	−2.17	67.76	67.79	92
G_{CIE}	52.23	−42.26	11.75	43.87	164
B_{CIE}	30.57	1.15	−46.84	46.87	271

%Regularität

$g^*_{H,rel}$ = 57

$g^*_{C,rel}$ = 59



5 stufige Reihen für konstanten CIELAB Buntton 271/360 = 0.754 (rechts)

BAM-Prüfvorlage UG55; Farbmetrik-Systeme MRS18 & ORS18 input: *cmy0* setcmykcolor*
D65: 2 Koordinaten-Daten von 5stufigen Farbreihen für 10 Bunttöne output: *olv* setrgbcolor / w* setgray*