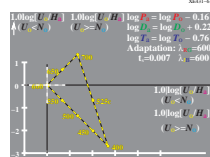
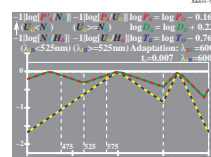
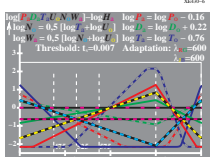
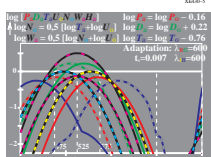
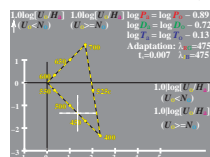
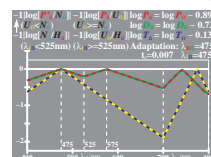
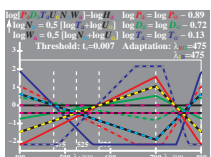
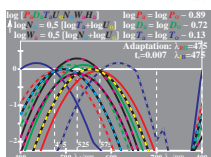
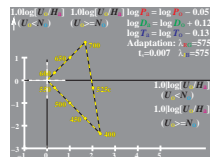
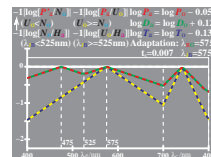
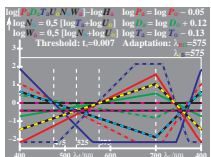
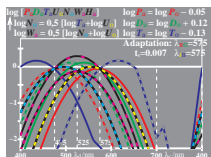
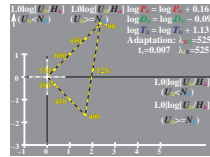
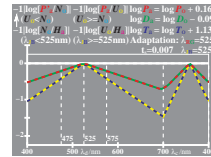
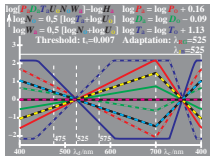
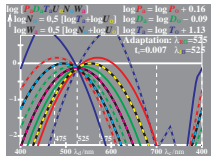


www.ps.bam.de/XE43/L43E00N1.PS.TXT; start output
 N: No Output Linearization (OL) data in File (F), StartUp (S) or Device (D)

See for similar files: <http://www.ps.bam.de/XE43/>
 Technical information: <http://www.ps.bam.de>
 Version 2.1, io=1.1



BAM-test chart no. XE43; colour vision and adaptation
 Logarithmic cone sensitivity and ratios or differences

input: cmy0* setcmkcolor
 output: no change compared to input

BAM registration: 20061001-XE43/L43E00N1.PS.TXT
 application for measurement of printer or monitor systems
 BAM material: code=ha4ta