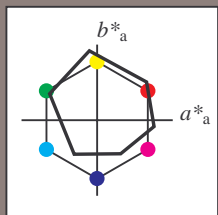


Input: Colorimetric Offset Reflective System ORS18a

with *rgb* data of the
 four elementary hues

- 1 0 0 = Red *R*
- 1 1 0 = Yellow *J*
- 0 1 0 = Green *G*
- 0 0 1 = Blue *B*



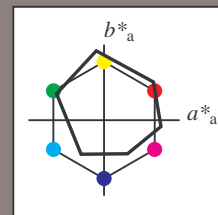
ORS18a; adapted (a) CIELAB data

	$L^*=L^*_a$	a^*_a	b^*_a	$C^*_{ab,a}$	$h^*_{ab,a}$
O_{Ma}	47.94	65.39	50.52	82.63	38
Y_{Ma}	90.37	-10.26	91.75	92.32	96
L_{Ma}	50.9	-62.83	34.96	71.91	151
C_{Ma}	58.62	-30.34	-45.01	54.3	236
V_{Ma}	25.72	31.1	-44.4	54.22	305
M_{Ma}	48.13	75.28	-8.36	75.74	354
N_{Ma}	18.01	0.0	0.0	0.0	0
W_{Ma}	95.41	0.0	0.0	0.0	0
R_{CIE}	39.92	58.66	26.98	64.57	25
J_{CIE}	81.26	-2.16	67.76	67.79	92
G_{CIE}	52.23	-42.25	11.76	43.87	164
B_{CIE}	30.57	1.15	-46.84	46.86	271

Output: Colorimetric Offset Reflective System ORS18a

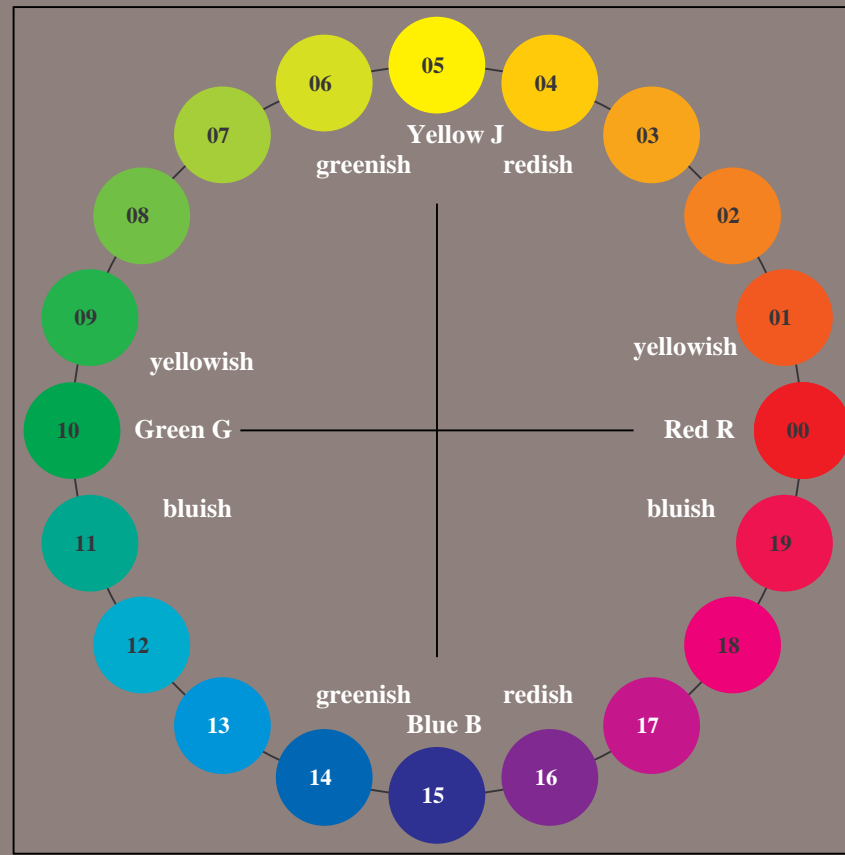
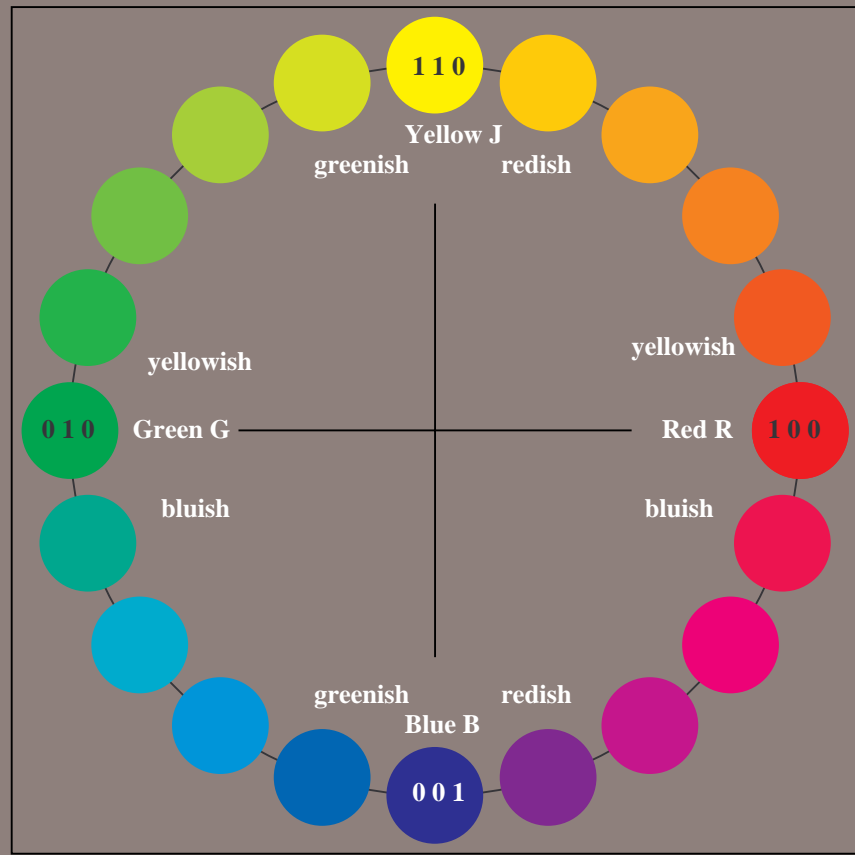
with hue number
 $n = 00$ to 19

- 00 = Red *R*
- 05 = Yellow *J*
- 10 = Green *G*
- 15 = Blue *B*



ORS18a; adapted (a) CIELAB data

	$L^*=L^*_a$	a^*_a	b^*_a	$C^*_{ab,a}$	$h^*_{ab,a}$
O_{Ma}	47.94	65.39	50.52	82.63	38
Y_{Ma}	90.37	-10.26	91.75	92.32	96
L_{Ma}	50.9	-62.83	34.96	71.91	151
C_{Ma}	58.62	-30.34	-45.01	54.3	236
V_{Ma}	25.72	31.1	-44.4	54.22	305
M_{Ma}	48.13	75.28	-8.36	75.74	354
N_{Ma}	18.01	0.0	0.0	0.0	0
W_{Ma}	95.41	0.0	0.0	0.0	0
R_{CIE}	39.92	58.66	26.98	64.57	25
J_{CIE}	81.26	-2.16	67.76	67.79	92
G_{CIE}	52.23	-42.25	11.76	43.87	164
B_{CIE}	30.57	1.15	-46.84	46.86	271

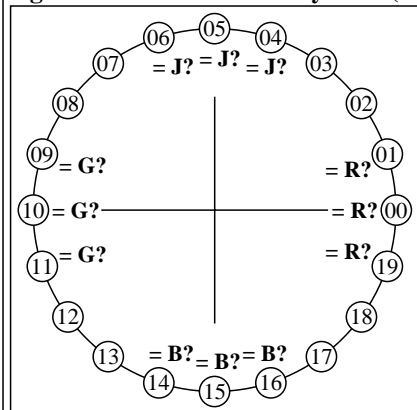


XE830-7N, 20 step hue circle with elementary colours *R, J, G, B* (left)

20 step hue circle with elementary colours *R, J, G, B* (right)

See for similar files: <http://www.ps.bam.de/XE83/>; www.ps.bam.de/XE.HTM
 Technical information: <http://www.ps.bam.de> Version 2.1, io=1,1

Agreement with elementary hues (Yes/No decision)



There are four elementary hues on each page: Red R, Yellow J (=french Jaune), Green G, and Blue B.
 Input data 1 0 0 should produce Red R.
 Input data 0 1 0 should produce Green G.
 Input data 0 0 1 should produce Blue B.
 Input data 1 1 0 should produce Yellow J.
 The elementary hues Red R and Green G should locate on the horizontal axis.
 The elementary hues Yellow J and Blue B should locate on the vertical axis.
 This test uses a hue circle with 20 hues.
 No. 00 and 10 should be Red R and Green G.
 No. 05 and 15 should be Yellow J and Blue B.

Are no. 00, 05, 10, and 15 the four elementary hues R, J, G and B? underline: Yes/No
Only in case of "No":
 Elementary Red R is hue step no. (e. g. 00, 01, 19) (neither yellowish nor blueish)
 Elementary Yellow J is hue step no. (e. g. 05, 04, 06) (neither reddish nor greenish)
 Elementary Green G is hue step no. (e. g. 10, 09, 11) (neither yellowish nor blueish)
 Elementary Blue B is hue step no. (e. g. 15, 14, 16) (neither reddish nor greenish)
 Result: Of the 4 elementary hues (e.g. three) are at the intended location

Part 1 XE830-3

Documentation of file format, hardware and software for this test:

PDF-File: either www.ps.bam.de/XE83/10L/L83E00NP.PDF underline Yes/No
 or www.ps.bam.de/XE83/10P/P83E00NP.PDF or underline Yes/No
PS-File: either www.ps.bam.de/XE83/10L/L83E00NA.PS or underline Yes/No
 or www.ps.bam.de/XE83/10P/P83E00NA.PS or underline Yes/No

Used computer operating system:
 either one of Windows/Mac/Unix/other and version:.....
This evaluation is for the device output: underline monitor/data projector/printer
 Device model, driver and version:.....

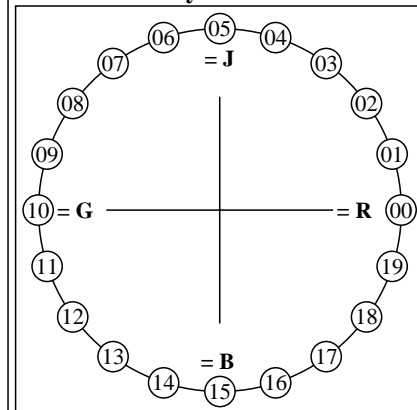
Device output with PDF/PS-file: underline PDF/PS-file
For device output with PDF-file (L/P)83E00NP.PDF:
 either PDF-file transfer "download, copy" to PDF device.....
 or with computer system interpretation by "Display-PDF":.....
 or with software. e. g. Adobe-Reader/-Acrobat and version:.....
 or with software e. g. Ghostscript and version:.....

For device output with PS-file (L/P)83E00NA.PS:
 either PS-file transfer "download, copy" to PS device.....
 or with computer system interpretation by "Display-PS":.....
 or with software e. g. Ghostscript and version:.....
 or with software e. g. Mac-Yap and version:.....

Special remarks, e. g. output of Landscape (L) file L83E00NA.PS was cutted,
 Portrait (P) file P83E00NA.PS was used:.....

Part 3 XE830-5

Discriminability of colours with 20 hues (Yes/No decision)



There are four elementary hues on each page: Red R, Yellow J (=french Jaune), Green G, and Blue B.
 Input data 1 0 0 should produce Red R.
 Input data 0 1 0 should produce Green G.
 Input data 0 0 1 should produce Blue B.
 Input data 1 1 0 should produce Yellow J.
 Four hue steps are between:
 Red R and Yellow J, Yellow J and Green G,
 Green G and Blue B, and Blue B and Red R.
 This test uses a hue circle with 20 hues.
 All 20 hues should be distinguishable.
 For this test it is **not** necessary:
 1. All 19 differences are visually equal.
 2. Elementary hues locate at 00, 05, 10, and 15.

Are all 20 colours of the 20 hues distinguishable? underline: Yes/No
Only in case of "No":
 The colours of the two hue steps no. (e. g. 00 and 01) are not distinguishable
 The colours of the two hue steps no. (e. g. 14 and 15) are not distinguishable
 The colours of the two hue steps no. (e. g. 15 and 16) are not distinguishable
 List other pairs:
 Result: Of the 19 hue differences are (e.g. 18) differences visible

Part 2 XE831-3

Documentation of assessor colour vision properties for visual assessment

The assessor has **normal** colour vision according to one test: underline Yes/No
 either according to DIN 6160 with Anomaloskop of Nagel underline Yes/unknown
 or with test charts using colour points according to Ishihara underline Yes/unknown
 or tested with, please specify: underline Yes/unknown

Only for display (monitor, data projector) output:
 Office workplace illumination is daylight (clouded/north sky) underline Yes/No
 PDF-file output with www.ps.bam.de/XE75/10L/L75E00NP.PDF underline Yes/No
 Comparison of contrast range of 16 steps F to 0 with test chart no. 3 of DIN 33866-1
 give contrast range: (>F:0) (F:0) (E:0) (D:0) (C:0) (A:0) (9:0) (7:0) (5:0) (3:0) (<3:0)
Remark: In daylighted offices the contrast range is in many cases:
on paper between: >F:0 (highly glossy), F:0 (silk glossy) and E:0 (matte)
on display between: >F:0 and E:0 (monitor), D:0 and 3:0 (data projector)

Only for optional colorimetric specification with PDF/PS file output
PDF-File: either www.ps.bam.de/XE27/10L/L27E00NP.PDF underline Yes/No
 or www.ps.bam.de/XE27/10P/P27E00NP.PDF or underline Yes/No
PS-File: either www.ps.bam.de/XE27/10L/L27E00NA.PS or underline Yes/No
 or www.ps.bam.de/XE27/10P/P27E00NA.PS or underline Yes/No

colour measurement and specification for:
 CIE standard illuminant D65, 2 degree observer, CIE 45/0 geometry: underline Yes/No
 If No, please give other parameters:

Colorimetric specification with PS file for colours in the columns A to T
 Exchange of CIELAB data in file www.ps.bam.de/XE30/10L/L30E00NP.PS and transfer
 of the PS-file L30E00NP.PS in PDF-file L30E00NP.PDF underline Yes/No
 If No, please describe other method:

Part 4 XE831-5

See for similar files: <http://www.ps.bam.de/XE83/>; www.ps.bam.de/XE83/;
 Technical information: <http://www.ps.bam.de>

Version 2.1, io=1,1

BAM registration: 20070301-XE83/10L/L83E01NA.PS/.TXT
 application for output of monitor, data projector, or printer systems
 BAM material: code=rh4ta