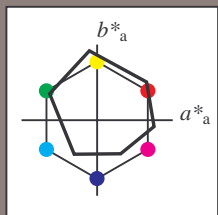


Input: Colorimetric Offset Reflective System ORS18a

with *rgb* data of the  
 four elementary hues

- 1 0 0 = Red *R*
- 1 1 0 = Yellow *J*
- 0 1 0 = Green *G*
- 0 0 1 = Blue *B*



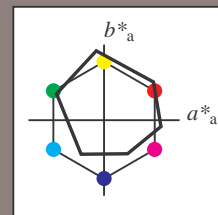
ORS18a; adapted (a) CIELAB data

	$L^*=L^*_a$	$a^*_a$	$b^*_a$	$C^*_{ab,a}$	$h^*_{ab,a}$
$O_{Ma}$	47.94	65.39	50.52	82.63	38
$Y_{Ma}$	90.37	-10.26	91.75	92.32	96
$L_{Ma}$	50.9	-62.83	34.96	71.91	151
$C_{Ma}$	58.62	-30.34	-45.01	54.3	236
$V_{Ma}$	25.72	31.1	-44.4	54.22	305
$M_{Ma}$	48.13	75.28	-8.36	75.74	354
$N_{Ma}$	18.01	0.0	0.0	0.0	0
$W_{Ma}$	95.41	0.0	0.0	0.0	0
$R_{CIE}$	39.92	58.66	26.98	64.57	25
$J_{CIE}$	81.26	-2.16	67.76	67.79	92
$G_{CIE}$	52.23	-42.25	11.76	43.87	164
$B_{CIE}$	30.57	1.15	-46.84	46.86	271

Output: Colorimetric Offset Reflective System ORS18a

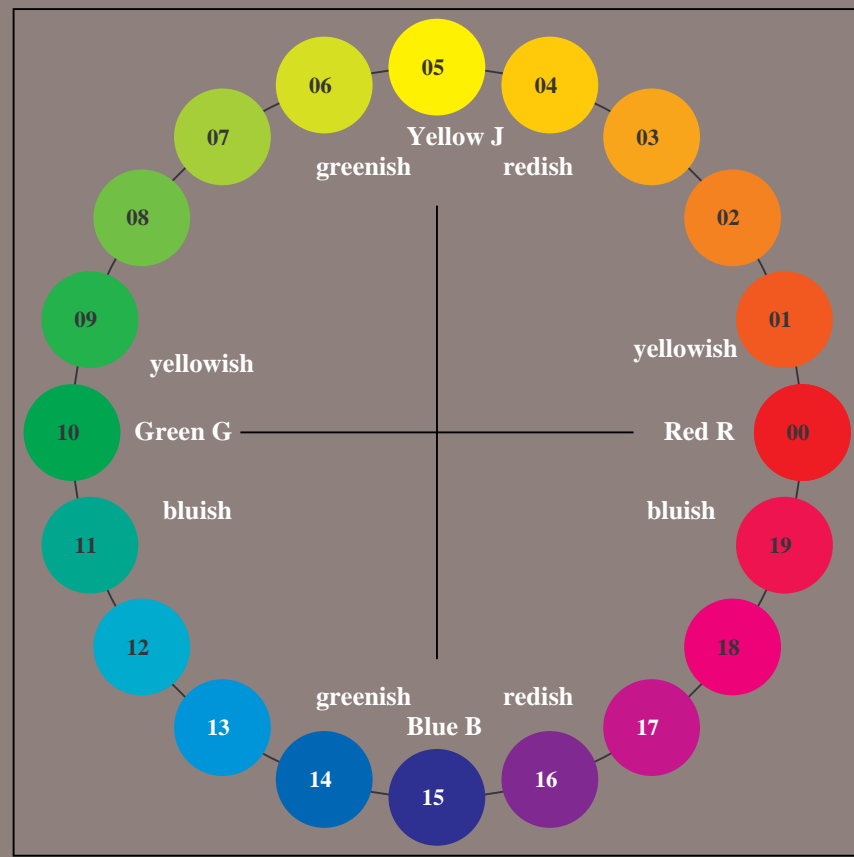
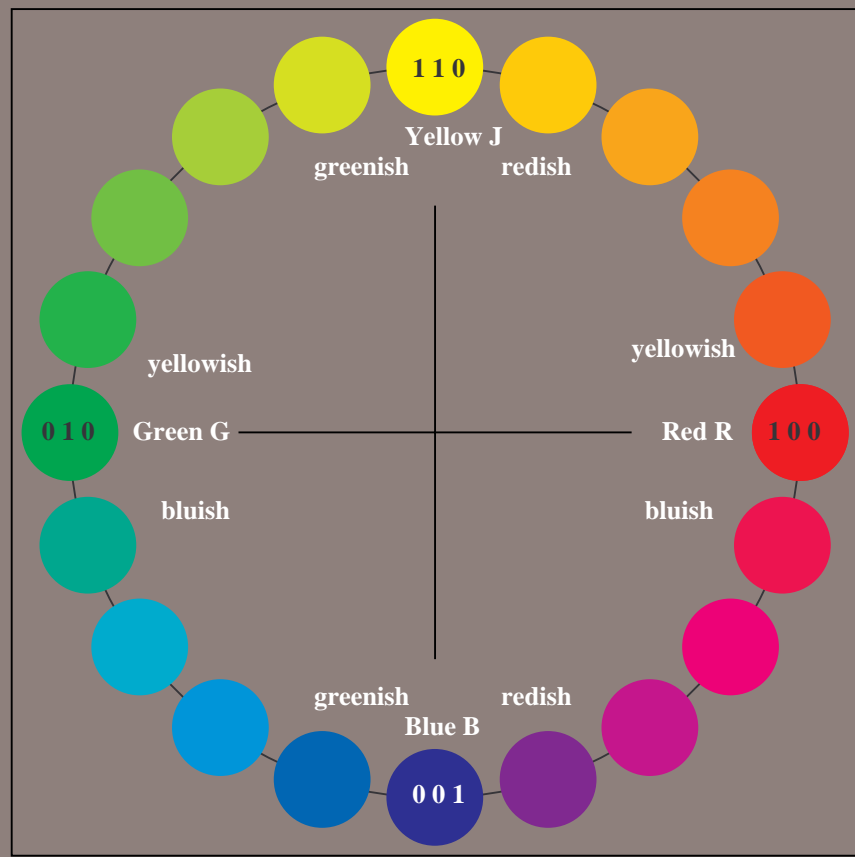
with hue number  
 $n = 00$  to 19

- 00 = Red *R*
- 05 = Yellow *J*
- 10 = Green *G*
- 15 = Blue *B*



ORS18a; adapted (a) CIELAB data

	$L^*=L^*_a$	$a^*_a$	$b^*_a$	$C^*_{ab,a}$	$h^*_{ab,a}$
$O_{Ma}$	47.94	65.39	50.52	82.63	38
$Y_{Ma}$	90.37	-10.26	91.75	92.32	96
$L_{Ma}$	50.9	-62.83	34.96	71.91	151
$C_{Ma}$	58.62	-30.34	-45.01	54.3	236
$V_{Ma}$	25.72	31.1	-44.4	54.22	305
$M_{Ma}$	48.13	75.28	-8.36	75.74	354
$N_{Ma}$	18.01	0.0	0.0	0.0	0
$W_{Ma}$	95.41	0.0	0.0	0.0	0
$R_{CIE}$	39.92	58.66	26.98	64.57	25
$J_{CIE}$	81.26	-2.16	67.76	67.79	92
$G_{CIE}$	52.23	-42.25	11.76	43.87	164
$B_{CIE}$	30.57	1.15	-46.84	46.86	271



XE830-7N, 20 step hue circle with elementary colours *R, J, G, B* (left)

20 step hue circle with elementary colours *R, J, G, B* (right)

See for similar files: <http://www.ps.bam.de/XE83/>; [www.ps.bam.de/XE.HTM](http://www.ps.bam.de/XE.HTM)  
 Technical information: <http://www.ps.bam.de> Version 2.1, io=1,1