

Eingabe: Farbmetrisches Offset-Refektiv-System ORS18a

für Bunnton  $h^* = lab^*h = 38/360 = 0.105$

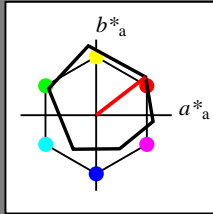
$lab^*tch$  und  $lab^*nch$

D65: Bunnton O

LCH\*Ma: 48 83 38

olv\*Ma: 1.0 0.0 0.0

Dreiecks-Helligkeit  $t^*$



ORS18a; adaptierte CIELAB-Daten

	$L^*=L^*_a$	$a^*_a$	$b^*_a$	$C^*_{ab,a}$	$h^*_{ab,a}$
O <sub>Ma</sub>	47.94	65.39	50.52	82.63	38
Y <sub>Ma</sub>	90.37	-10.26	91.75	92.32	96
L <sub>Ma</sub>	50.9	-62.83	34.96	71.91	151
C <sub>Ma</sub>	58.62	-30.34	-45.01	54.3	236
V <sub>Ma</sub>	25.72	31.1	-44.4	54.22	305
M <sub>Ma</sub>	48.13	75.28	-8.36	75.74	354
N <sub>Ma</sub>	18.01	0.0	0.0	0.0	0
W <sub>Ma</sub>	95.41	0.0	0.0	0.0	0
RCIE	39.92	58.66	26.98	64.57	25
J <sub>CIE</sub>	81.26	-2.16	67.76	67.79	92
G <sub>CIE</sub>	52.23	-42.25	11.76	43.87	164
BCIE	30.57	1.15	-46.84	46.86	271

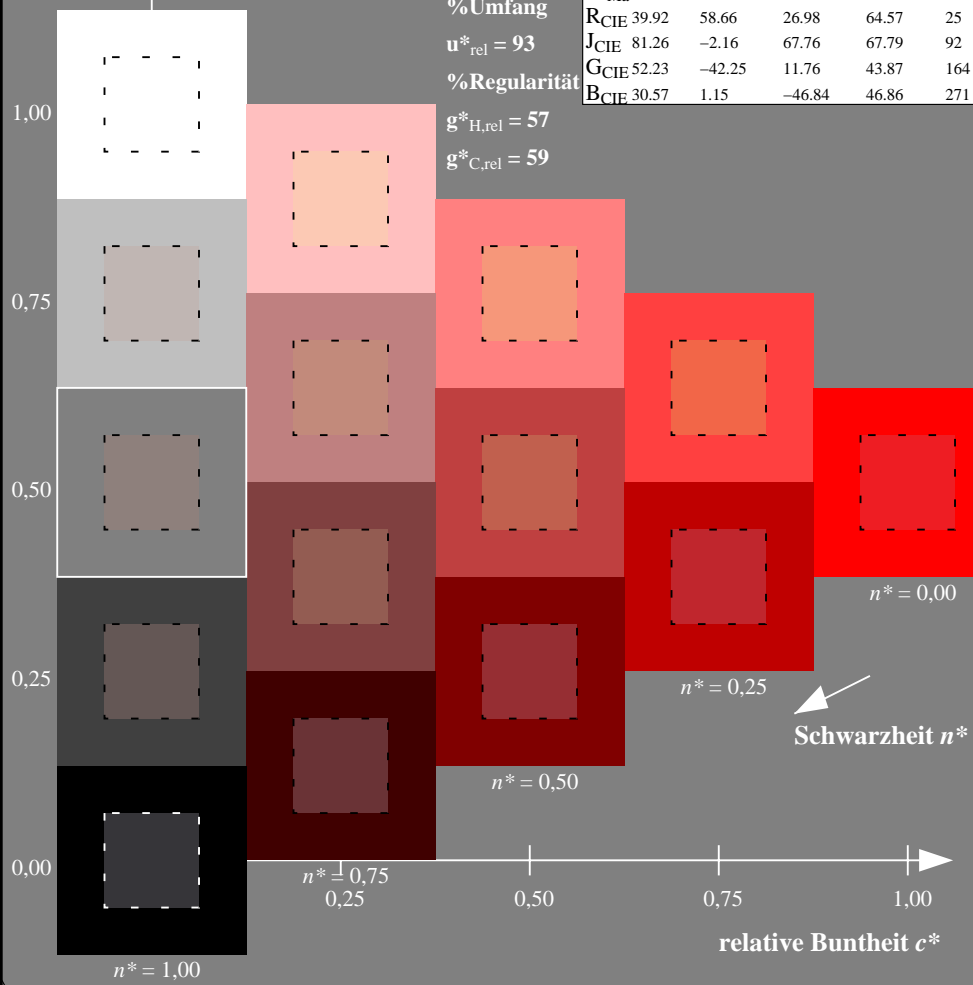
%Umfang

$u^*_{rel} = 93$

%Regularität

$g^*_{H,rel} = 57$

$g^*_{C,rel} = 59$



XG620-7N, stufige Reihen für konstanten CIELAB Bunnton 38/360 = 0.105 (links)

Ausgabe: Farbmetrisches Offset-Refektiv-System ORS18a

für Bunnton  $h^* = lab^*h = 38/360 = 0.105$

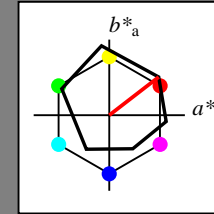
$lab^*tch$  und  $lab^*nch$

D65: Bunnton O

LCH\*Ma: 48 83 38

olv\*Ma: 1.0 0.0 0.0

Dreiecks-Helligkeit  $t^*$



ORS18a; adaptierte CIELAB-Daten

	$L^*=L^*_a$	$a^*_a$	$b^*_a$	$C^*_{ab,a}$	$h^*_{ab,a}$
O <sub>Ma</sub>	47.94	65.39	50.52	82.63	38
Y <sub>Ma</sub>	90.37	-10.26	91.75	92.32	96
L <sub>Ma</sub>	50.9	-62.83	34.96	71.91	151
C <sub>Ma</sub>	58.62	-30.34	-45.01	54.3	236
V <sub>Ma</sub>	25.72	31.1	-44.4	54.22	305
M <sub>Ma</sub>	48.13	75.28	-8.36	75.74	354
N <sub>Ma</sub>	18.01	0.0	0.0	0.0	0
W <sub>Ma</sub>	95.41	0.0	0.0	0.0	0
RCIE	39.92	58.66	26.98	64.57	25
J <sub>CIE</sub>	81.26	-2.16	67.76	67.79	92
G <sub>CIE</sub>	52.23	-42.25	11.76	43.87	164
BCIE	30.57	1.15	-46.84	46.86	271

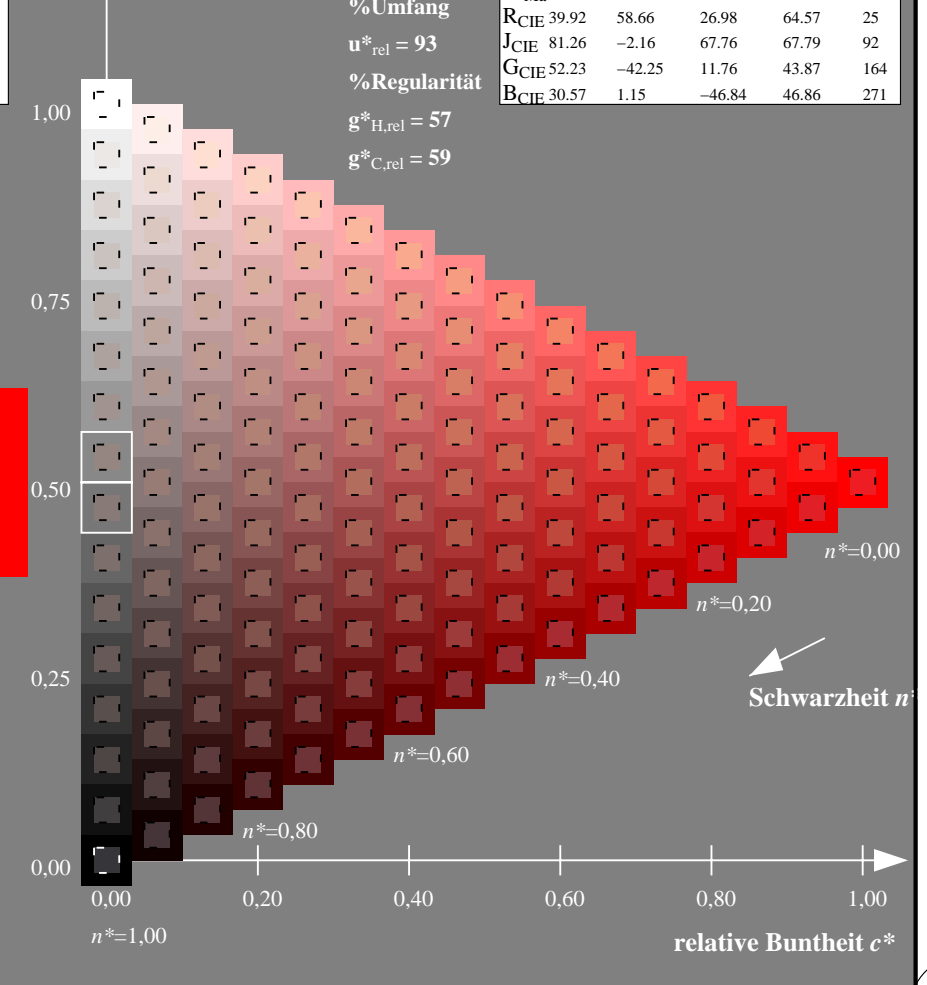
%Umfang

$u^*_{rel} = 93$

%Regularität

$g^*_{H,rel} = 57$

$g^*_{C,rel} = 59$



16stufige Reihen für konstanten CIELAB Bunnton 38/360 = 0.105 (rechts)