http://farbe.li.tu-berlin.de/AEL1/AEL1L0N1.TXT /.PS; only vector graphic VG; start output
N: no 3D-linearization (OL) in file (F) or PS-startup (S), page 1/1

see similar files: http://farbe.li.tu-berlin.de/AEL1/AEL1.HTM
technical information: http://farbe.li.tu-berlin.de or http://130.149.60.45/~farbmetrik

TUB registration: 20201101-AEL1/AEL1L0N1.TXT /.PS
application for evaluation and measurement of display or print output

TUB material: code=lha4ta

sRGB data *rgb**, *XYZy*, and *L*ABCh*$_{AB}$ in *L*ABJND*-colour space

Tristimulus values of black and white: Y_{N}=0,0, Y_{W}=88,6

	*rgb**	X_N	Z_N	X_W	Y_W	Z_W	CIEXYZ data X_A	Y_A	Z_A	B_L	$C_{ab,A}$	$h_{ab,A}$
Y_N	1 0 0	36,54	18,84	1,71	0,640	0,330	56,49	40,00	17,26	53,96	19
Y_R	1 1 0	76,99	92,78	13,85	0,419	0,505	97,13	−29,45	80,06	85,30	110
G_N	0 1 0	35,75	71,51	11,91	0,300	0,600	87,73	−84,74	60,58	104,17	144
G_R	0 1 1	53,81	78,74	100,98	0,224	0,328	91,11	−55,31	−19,49	58,65	199
B_N	0 0 1	18,04	7,22	95,06	0,150	0,060	32,39	29,42	−80,07	85,30	290
M_N	1 0 1	59,28	28,48	96,99	0,320	0,154	60,31	84,71	−60,58	104,15	324
N_N	0 0 0	0,01	0,01	0,01	0,333	0,333	0,09	0,00	0,00	0,00	0
N_{L1}	0,00	0,01	0,01	0,01	0,333	0,333	0,09	0,00	0,00	0,00	0
N_{L2}	1,13	95,05	100,00	108,90	0,312	0,329	100,00	0,00	0,00	0,00	0
Z_{L2}	6,18	17,11	18,00	19,69	0,312	0,329	49,49	0,00	0,00	0,00	0

L^*ABCh_{AB} data

	L^*	A_L	B_L	$C_{ab,A}$	$h_{ab,A}$
R_N	1 0 0	50 49	17	51	19
Y_R	1 1 0	97	−29	80	110
G_N	0 1 0	87	−84	60	144
G_R	0 1 1	91	−55	−19	199
B_N	0 0 1	32	−29	−80	290
M_N	1 0 1	60	84	−60	324
N_N	0 0 0	0	0	0	0
W_N	1 1 1	95	0	0	0

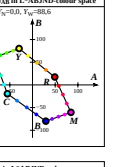

$A = 250\,|X'_{Nn} - Y'_{Nn}|$ [1b]
$B = 100\,|Y'_{Nn} - Z'_{Nn}|$ [2b]
$C_{ab} = (A^2 + B^2)^{1/2}$ [3b]
$h_{ab} = \mathrm{atan}\,|B/A|$ [4b]

AEL10–2N

sRGB colours (9 steps) with *L*(Ch)*$_{AB}$ in *L*ABJND*-colour space

Tristimulus values of black and white: Y_{N}=0,0, Y_{W}=88,6

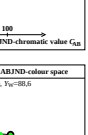

AEL10–3N



AEL10–4N



AEL10–5N



AEL10–6N



AEL10–7N

sRGB data *rgb**, *XYZy*, and *L*ABCh*$_{AB}$ in *L*ABJND*-colour space

Tristimulus values of black and white: Y_{N}=2,2, Y_{W}=79,9, Y_{Z}=18.

	*rgb**	X_N	Z_N	X_W	Y_W	Z_W	CIEXYZ data X_A	Y_A	Z_A	B_L	$C_{ab,A}$	$h_{ab,A}$
Y_N	1 0 0	34,14	18,73	3,99	0,640	0,330	50,37	82,97	15,15	85,57	19
Y_R	1 1 0	69,62	83,59	14,55	0,419	0,505	91,27	−25,86	76,23	74,84	110
G_N	0 1 0	33,46	64,94	12,85	0,300	0,600	84,45	−74,34	53,14	91,38	144
G_R	0 1 1	48,86	71,28	96,26	0,224	0,328	87,62	−48,54	−17,11	51,47	199
B_N	0 0 1	17,93	8,54	85,80	0,150	0,060	35,09	25,81	−70,24	74,84	290
M_N	1 0 1	54,69	27,18	87,49	0,320	0,154	59,15	74,29	−53,15	91,34	324
N_N	0 0 0	2,11	2,21	2,41	0,333	0,333	16,59	0,01	0,00	0,01	0
N_{L1}	1 1 1	75,95	79,92	87,05	0,312	0,329	91,65	−0,04	−0,00	0,04	0
N_{L2}	0,00	2,11	2,21	2,41	0,333	0,333	16,59	0,01	0,00	0,01	0
Z_{L2}	1,13	85,46	90,02	97,94	0,312	0,329	95,96	−0,04	−0,01	0,04	0
Z_{L3}	6,18	17,10	18,00	19,60	0,312	0,329	49,49	0,00	0,00	0,00	0

L^*ABCh_{AB} data

	L^*	A_L	B_L	$C_{ab,A}$	$h_{ab,A}$
R_N	1 0 0	50	42	15	45 19
Y_R	1 1 0	91,9	−25	70	74 110
G_N	0 1 0	84	−74	53	91 144
G_R	0 1 1	87	−48	−17	51 199
B_N	0 0 1	35	25	−70	74 290
M_N	1 0 1	59	74	−53	91 324
N_N	0 0 0	16	0	0	0 0
W_N	1 1 1	91	0	0	0 0

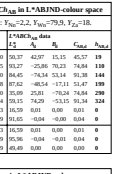

$A = 250\,|X'_{Nn} - Y'_{Nn}|$ [1b]
$B = 100\,|Y'_{Nn} - Z'_{Nn}|$ [2b]
$C_{ab} = (A^2 + B^2)^{1/2}$ [3b]
$h_{ab} = \mathrm{atan}\,|B/A|$ [4b]

AEL11–2N

sRGB colours (9 steps) with *L*(Ch)*$_{AB}$ in *L*ABJND*-colour space

Tristimulus values of black and white: Y_{N}=0,0, Y_{W}=88,6

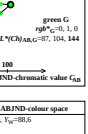

AEL11–3N



AEL11–4N

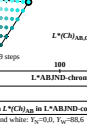

AEL11–5N



AEL11–6N

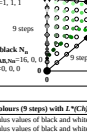

AEL11–7N

sRGB colours (9 steps) with *L*(Ch)*$_{AB}$ in *L*ABJND*-colour space

Tristimulus values of black and white: Y_{N}=2,2, Y_{W}=79,9, Y_{Z}=18.

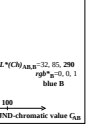

AEL11–8N

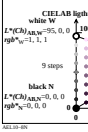

AEL11–9N

sRGB colours (9 steps) with *L*(Ch)*$_{AB}$ in *L*ABJND*-colour space

Tristimulus values of black and white: Y_{N}=0,0, Y_{W}=88,6

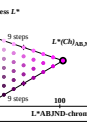

AEL11–5N



AEL11–6N

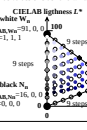

AEL11–7N

TUB-test chart AEL1; Affine colour metric for six device hues input: *rgb/cmy0 (No 1MR)*
sRGB data *rgb**, *XYZ*, *and L*(Ch)*$_{AB}$, reflection Y_{N}=0 & Y_{Nn}=2,52, Y_{W}=88,6, adaptation Y_{Za}=18.