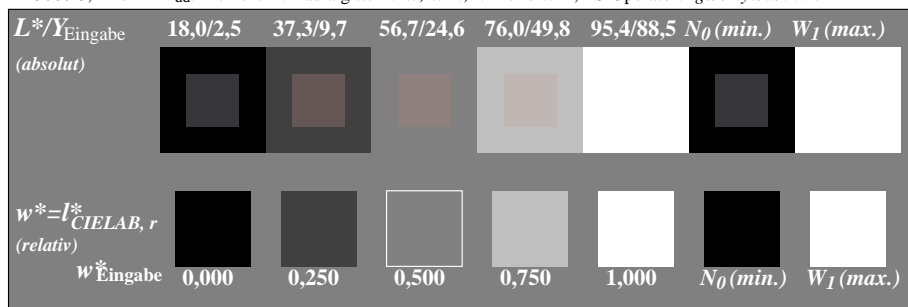



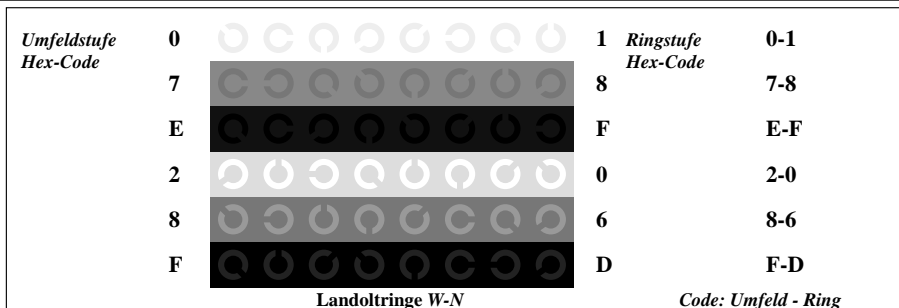
AG060-3, Bild A1W_{dd}: Element A: Radialgitter N-W, W-N, N-Z und W-Z; PS-Operator: *rgb/cmy0/w/000n*



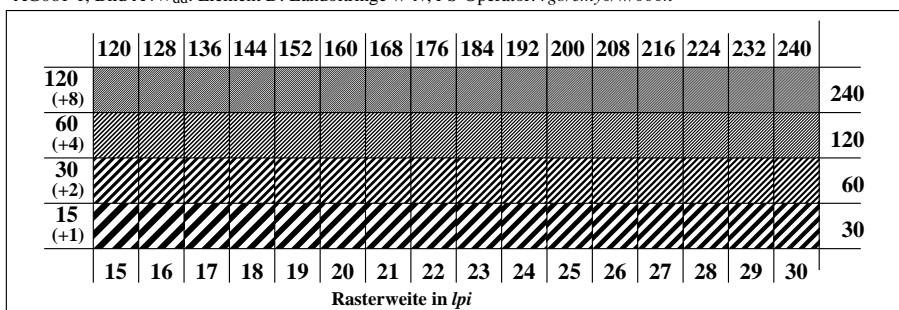
AG060-5, Bild A2W_{dd}: Element B: 5 visuell gleichabständige L^* -Graustufen + N_0 + W_1 ; PS-Operator: *rgb/cmy0/w/000n*



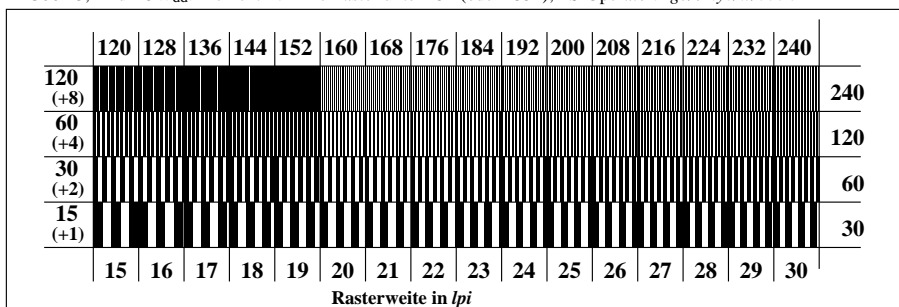
AG060-7, Bild A3W_{dd}: Element C: 16 visuell gleichabständige L^* -Graustufen; PS-Operator: *rgb/cmy0/w/000n*



AG061-1, Bild A4W_{dd}: Element D: Landoltringe W-N; PS-Operator: *rgb/cmy0/w/000n*



AG061-3, Bild A5W_{dd}: Element E: Linienraster unter 45° (oder 135°); PS-Operator: *rgb/cmy0/w/000n*



AG061-5, Bild A6W_{dd}: Element F: Linienraster unter 90° (oder 0°); PS-Operator: *rgb/cmy0/w/000n*