Eingabe: Farbmetrisches Fernseh-Licht-System TLS00a

mit rgb_d-Daten der
vier Gerätebunttöne
$(1\ 0\ 0)_d$ = Rot R_d
$(1\ 1\ 0)_d$ = Gelb Y_d
$(0\ 1\ 0)_d$ = Grün G_d
$(0\ 0\ 1)_d$ = Blau B_d

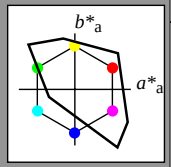

TLS00a; adaptierte CIELAB−Daten

	$L^*=L^*_a$	a^*_a	b^*_a	$C^*_{ab,a}$	$h^*_{ab,a}$
R_{Ma}	50.5	76.92	64.55	100.42	40
Y_{Ma}	92.66	−20.69	90.75	93.08	103
G_{Ma}	83.63	−82.75	79.9	115.04	136
C_{Ma}	86.88	−46.16	−13.55	48.12	196
B_{Ma}	30.39	76.06	−103.59	128.52	306
M_{Ma}	57.3	94.35	−58.41	110.97	328
N_{Ma}	0.01	0.0	0.0	0.0	0
W_{Ma}	95.41	0.0	0.0	0.0	0
R_{CIE}	39.92	58.74	27.99	65.07	25
J_{CIE}	81.26	−2.88	71.56	71.62	92
G_{CIE}	52.23	−42.41	13.6	44.55	162
B_{CIE}	30.57	1.41	−46.46	46.49	272

Ausgabe: Farbmetrisches Fernseh-Licht-System TLS00a

mit Bunttonnummer
n= 01 bis 32
01 = Rot R_d
09 = Gelb Y_d
17 = Grün G_d
25 = Blau B_d
mit Bunttonposition
(Zeile und Spalte)
von Prüfvorlage ISO 9241-306:AG49

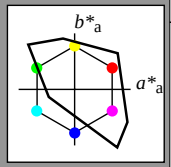

TLS00a; adaptierte CIELAB−Daten

	$L^*=L^*_a$	a^*_a	b^*_a	$C^*_{ab,a}$	$h^*_{ab,a}$
R_{Ma}	50.5	76.92	64.55	100.42	40
Y_{Ma}	92.66	−20.69	90.75	93.08	103
G_{Ma}	83.63	−82.75	79.9	115.04	136
C_{Ma}	86.88	−46.16	−13.55	48.12	196
B_{Ma}	30.39	76.06	−103.59	128.52	306
M_{Ma}	57.3	94.35	−58.41	110.97	328
N_{Ma}	0.01	0.0	0.0	0.0	0
W_{Ma}	95.41	0.0	0.0	0.0	0
R_{CIE}	39.92	58.74	27.99	65.07	25
J_{CIE}	81.26	−2.88	71.56	71.62	92
G_{CIE}	52.23	−42.41	13.6	44.55	162
B_{CIE}	30.57	1.41	−46.46	46.49	272

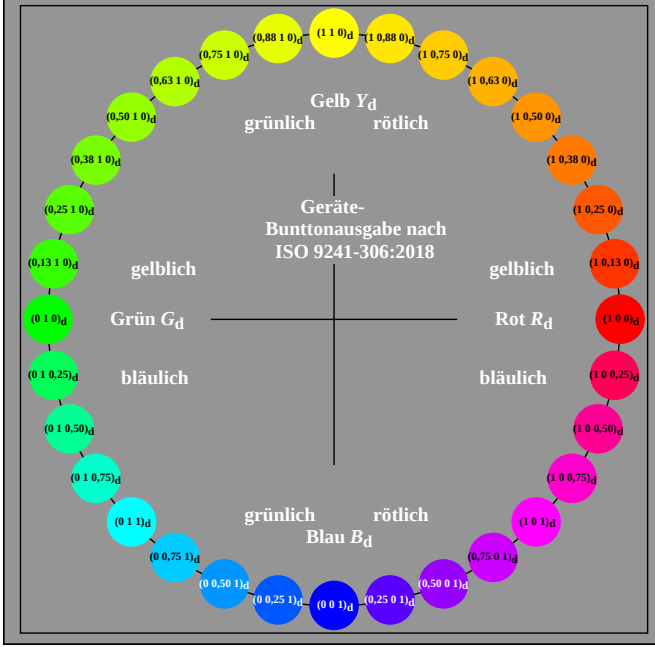

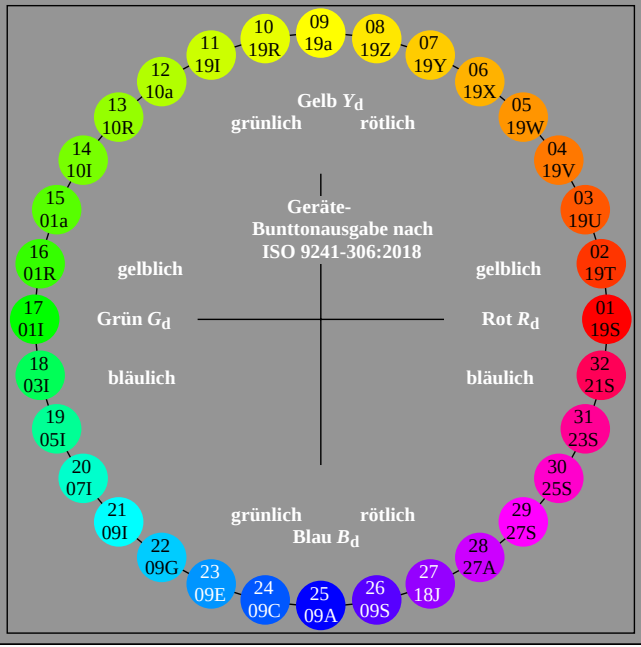

AGF70-6N, Eingabedatei: http://farbe.li.tu-berlin.de/AGF6/AGF60-1N.PS, 1MR, Gamma g_P=0,775, C_{YP5}