Ostwald-Optimalfarben (o) von maximalem (m) C_{AB} für D65, Y_N=0, Y_W=100, Y_m=520_770

i_1, λ_1	i_2, λ_2	X_{100}	Y_{100}	Z_{100}	x	y	z	h_{xy}	i_d, λ_d	i_c, λ_c	Code
0 405	32 561	32.63	58.24	108.12	0.1639	0.2926	0.5433	193.7	16 483	37 589	Cm
6 435	32 562	29.15	58.83	88.75	0.1649	0.3328	0.5021	178.4	17 486	42 610	
10 450	32 563	23.0	59.45	52.42	0.1705	0.4408	0.3886	141.8	19 496	−1 496c	
12 460	33 565	20.95	60.35	34.09	0.1815	0.5229	0.2954	124.0	21 505	−1 505c	
12 465	33 567	22.02	61.7	34.1	0.1869	0.5236	0.2894	122.8	21 506	−1 506c	
14 470	33 569	21.54	62.76	20.07	0.2063	0.6013	0.1922	111.3	24 520	−1 520c	
15 475	34 573	23.83	65.32	15.0	0.2288	0.627	0.144	105.6	25 528	−1 528c	Gm
16 480	36 580	29.06	69.98	11.15	0.2637	0.635	0.1012	99.0	27 537	−1 537c	
17 485	39 595	42.16	78.77	8.33	0.3261	0.6093	0.0644	87.2	29 548	−1 548c	
18 490	−1 490c	77.1	93.81	6.24	0.4352	0.5295	0.0352	58.5	33 565	11 459	max
19 495	−1 495c	77.05	92.31	4.62	0.4428	0.5305	0.0265	57.1	33 566	12 462	
20 500	−1 500c	77.04	90.43	3.37	0.4509	0.5292	0.0197	55.3	33 567	12 464	
22 510	−1 510c	76.91	85.29	1.74	0.4691	0.5202	0.0106	50.6	33 569	13 469	
23 520	−1 519c	76.68	82.0	1.27	0.4793	0.5126	0.0079	47.7	34 570	14 471	Ym
25 530	−1 529c	75.55	74.07	0.68	0.5026	0.4927	0.0045	40.7	34 573	15 475	
27 540	−1 539c	73.28	64.93	0.37	0.5287	0.4685	0.0027	32.8	35 577	15 478	
28 545	−1 544c	71.68	60.16	0.29	0.5424	0.4553	0.0022	28.7	35 579	15 479	
29 550	−1 549c	69.73	55.3	0.23	0.5566	0.4414	0.0019	24.7	36 582	16 480	
30 555	−1 554c	67.43	50.45	0.2	0.571	0.4272	0.0017	20.8	36 584	16 481	
32 560	−1 560c	61.81	41.06	0.16	0.5998	0.3985	0.0016	13.6	37 589	16 483	
32 561	0 405	62.4	41.75	0.76	0.5947	0.3979	0.0072	13.7	37 589	16 483	Rm
32 562	6 435	65.88	41.16	20.14	0.518	0.3236	0.1583	358.4	42 610	17 486	
32 563	10 450	72.04	40.54	56.46	0.4261	0.2398	0.334	321.8	−1 496c	19 496	
33 565	12 460	74.09	39.64	74.79	0.393	0.2102	0.3967	304.0	−1 505c	21 505	
33 567	12 465	73.01	38.29	74.79	0.3923	0.2057	0.4018	302.9	−1 506c	21 506	
33 569	14 470	73.5	37.23	88.82	0.3683	0.1865	0.445	291.3	−1 520c	24 520	
34 573	15 475	71.2	34.67	93.88	0.3564	0.1735	0.4699	285.7	−1 528c	25 528	Mm
36 580	16 480	65.97	30.01	97.73	0.3405	0.1549	0.5044	279.1	−1 537c	27 537	
39 595	17 485	52.88	21.22	100.55	0.3027	0.1215	0.5757	267.2	−1 548c	29 548	
−1 490c	18 490	17.93	6.18	102.65	0.1414	0.0488	0.8097	238.5	11 459	33 565	min
−1 495c	19 495	17.98	7.68	104.26	0.1384	0.0591	0.8024	237.1	12 462	33 566	
−1 500c	20 500	18.0	9.57	105.51	0.1352	0.0719	0.7928	235.4	12 464	33 567	
−1 510c	22 510	18.13	14.7	107.14	0.1295	0.105	0.7654	230.7	13 469	33 569	
−1 519c	23 520	18.36	17.99	107.61	0.1275	0.1249	0.7474	227.7	14 471	34 570	Bm
−1 529c	25 530	19.48	25.92	108.2	0.1268	0.1687	0.7043	220.7	15 475	34 573	
−1 539c	27 540	21.75	35.06	108.51	0.1315	0.212	0.6563	212.8	15 478	35 577	
−1 544c	28 545	23.36	39.83	108.59	0.1359	0.2318	0.6321	208.8	15 479	35 579	
−1 549c	29 550	25.31	44.69	108.65	0.1416	0.2501	0.6081	204.7	16 480	36 582	
−1 554c	30 555	27.61	49.54	108.68	0.1485	0.2666	0.5848	200.8	16 481	36 584	
−1 560c	32 560	33.23	58.93	108.72	0.1654	0.2933	0.5412	193.6	16 483	37 589	
W0 380	770	95.04	100.0	108.89	0.3127	0.329	0.3582	0.0			
N0 380	770	0.0	0.01	0.01	0.3127	0.329	0.3582	0.0			

AGQ60−7N

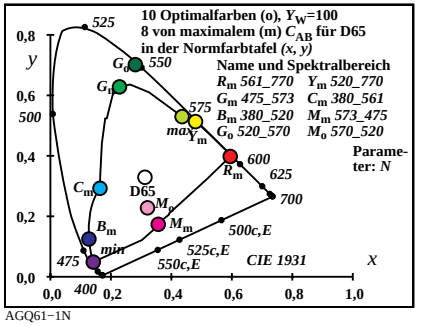

AGQ61−1N

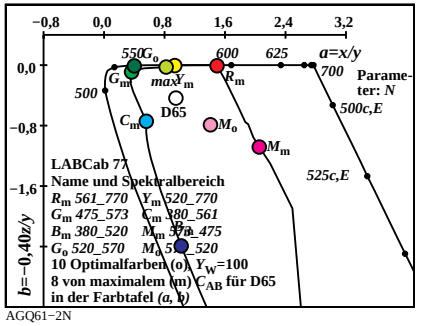

AGQ61−2N

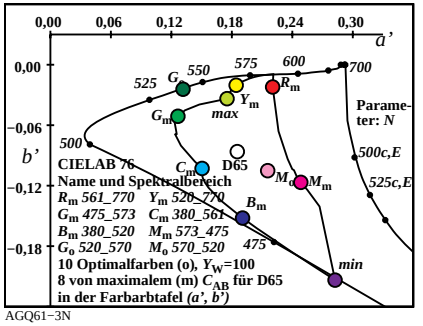

AGQ61−3N

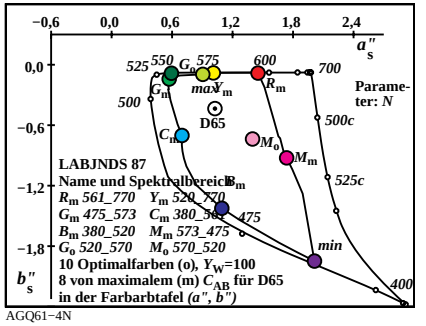

AGQ61−4N

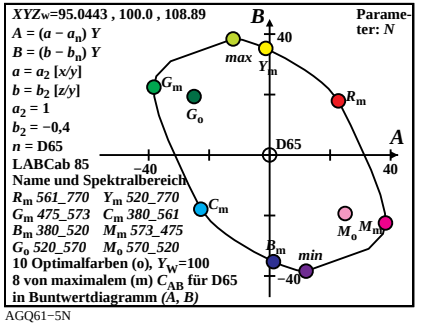

AGQ61−5N

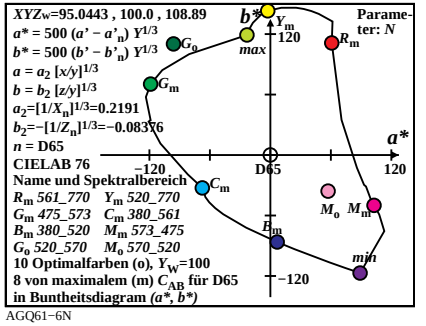

AGQ61−6N

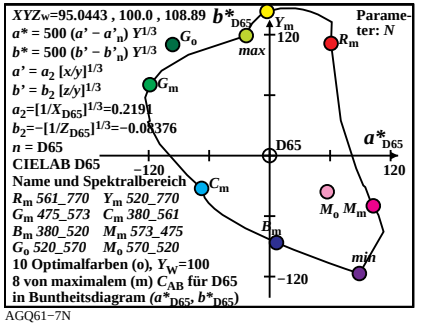

AGQ61−7N

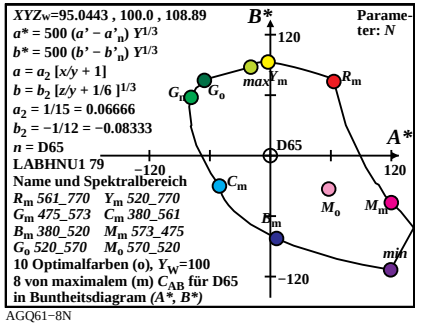

AGQ61−8N

Siehe ähnliche Dateien: http://farbe.li.tu-berlin.de/AGQ6/AGQ6.HTM
Technische Information: http://farbe.li.tu-berlin.de oder http://130.149.60.45/~farbmetrik

TUB-Registrierung: 20200901-AGQ6/AGQ6L0NA.TXT /.PS TUB-Material: Code=rha4ta
Anwendung für Beurteilung und Messung von Display- oder Druck-Ausgabe