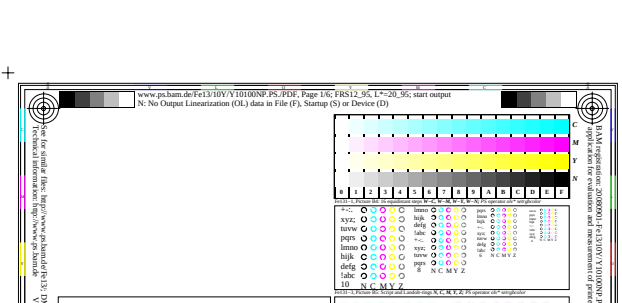
www.ps.bam.de/Fe13/10Y/Y10100NP.PS./PDF, Page 1/6; FRS12_95, L*=20_95; start output
N: No Output Linearization (OL) data in File (F), Startup (S) or Device (D)
Fe13–1; Test charts of ISO/IEC 15775 and ISO/IEC TR 24705
input: rgb*->olv*/rgb* settrgbcolor
output: no change compared to input
Fig. B1 to B7 similar ISO/IEC-Test chart 2, olv*/rgb* interpretation


www.ps.bam.de/Fe13/10Y/Y10100NP.PS./PDF, Page 1/6; FRS12_95, L*=20_95; start output
N: No Output Linearization (OL) data in File (F), Startup (S) or Device (D)
Fe13–2; Test charts of ISO/IEC 15775 and ISO/IEC TR 24705
input: rgb*->olv*/rgb* settrgbcolor
output: no change compared to input
Fig. B4 to B7 similar ISO/IEC-Test chart 2, olv*/rgb* interpretation

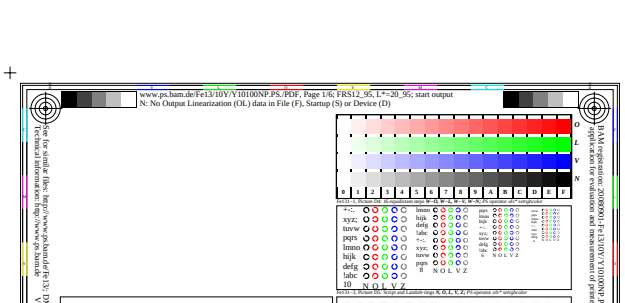
www.ps.bam.de/Fe13/10Y/Y10100NP.PS./PDF, Page 1/6; FRS12_95, L*=20_95; start output
N: No Output Linearization (OL) data in File (F), Startup (S) or Device (D)
Fe13–3; Test charts of ISO/IEC 15775 and ISO/IEC TR 24705
input: rgb*->olv*/rgb* settrgbcolor
output: no change compared to input
Fig. D1 to D7 similar ISO/IEC-Test chart 4, olv*/rgb* interpretation


www.ps.bam.de/Fe13/10Y/Y10100NP.PS./PDF, Page 1/6; FRS12_95, L*=20_95; start output
N: No Output Linearization (OL) data in File (F), Startup (S) or Device (D)
Fe13–4; Test charts of ISO/IEC 15775 and ISO/IEC TR 24705
input: rgb*->olv*/rgb* settrgbcolor
output: no change compared to input
Fig. D4 to D7 similar ISO/IEC-Test chart 4, olv*/rgb* interpretation




www.ps.bam.de/Fe13/10Y/Y10100NP.PS./PDF, Page 1/6; FRS12_95, L*=20_95; start output
N: No Output Linearization (OL) data in File (F), Startup (S) or Device (D)
Fe13–6; Test charts of ISO/IEC 15775 and ISO/IEC TR 24705
input: rgb*->olv*/rgb* settrgbcolor
output: no change compared to input
Fig. B1 to B7 similar ISO/IEC-Test chart 2, olv*/rgb* interpretation

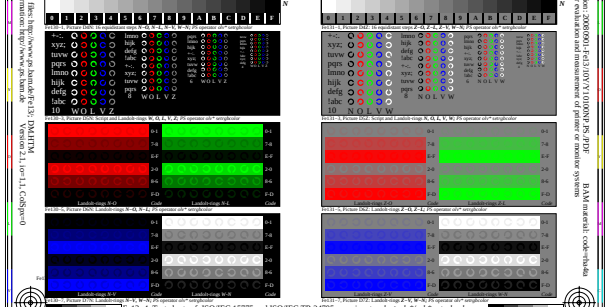
www.ps.bam.de/Fe13/10Y/Y10100NP.PS./PDF, Page 1/6; FRS12_95, L*=20_95; start output
N: No Output Linearization (OL) data in File (F), Startup (S) or Device (D)
Fe13–7; Test charts of ISO/IEC 15775 and ISO/IEC TR 24705
input: rgb*->olv*/rgb* settrgbcolor
output: no change compared to input
Fig. B4 to B7 similar ISO/IEC-Test chart 2, olv*/rgb* interpretation


www.ps.bam.de/Fe13/10Y/Y10100NP.PS./PDF, Page 1/6; FRS12_95, L*=20_95; start output
N: No Output Linearization (OL) data in File (F), Startup (S) or Device (D)
Fe13–8; Test charts of ISO/IEC 15775 and ISO/IEC TR 24705
input: rgb*->olv*/rgb* settrgbcolor
output: no change compared to input
Fig. D1 to D7 similar ISO/IEC-Test chart 4, olv*/rgb* interpretation


www.ps.bam.de/Fe13/10Y/Y10100NP.PS./PDF, Page 1/6; FRS12_95, L*=20_95; start output
N: No Output Linearization (OL) data in File (F), Startup (S) or Device (D)
Fe13–9; Test charts of ISO/IEC 15775 and ISO/IEC TR 24705
input: rgb*->olv*/rgb* settrgbcolor
output: no change compared to input
Fig. D4 to D7 similar ISO/IEC-Test chart 4, olv*/rgb* interpretation


www.ps.bam.de/Fe13/10Y/Y10100NP.PS./PDF, Page 1/6; FRS12_95, L*=20_95; transfer and output
N: No Output Linearization (OL) data in File (F), Startup (S) or Device (D)
Use for similar files: http://www.ps.bam.de/Fe13/ DM.HTM
Technical information: http://www.ps.bam.de
Version 2.1, ie=1.1, ColSpc=0
BAM registration: 20000901-Fe13/10Y/Y10100NP.PS./PDF
application for evaluation and measurement of printer or monitor systems
BAM material: code=tbda4a
Fe13-1; Test charts of ISO/IEC 15775 and ISO/IEC TR 24705
Fig. B1 to B7 similar ISO/IEC-Test chart 2, olv*/rgb* interpretation
input: rgb*->olv*/rgb* setrgbcolor
output: olv*/rgb*->cmyn6* setcmyk


www.ps.bam.de/Fe13/10Y/Y10100NP.PS./PDF, Page 1/6; FRS12_95, L*=20_95; transfer and output
N: No Output Linearization (OL) data in File (F), Startup (S) or Device (D)
Use for similar files: http://www.ps.bam.de/Fe13/ DM.HTM
Technical information: http://www.ps.bam.de
Version 2.1, ie=1.1, ColSpc=0
BAM registration: 20000901-Fe13/10Y/Y10100NP.PS./PDF
application for evaluation and measurement of printer or monitor systems
BAM material: code=tbda4a
Fe13-2; Test charts of ISO/IEC 15775 and ISO/IEC TR 24705
Fig. B4 to B7 similar ISO/IEC-Test chart 2, olv*/rgb* interpretation
input: rgb*->olv*/rgb* setrgbcolor
output: olv*/rgb*->cmyn6* setcmyk

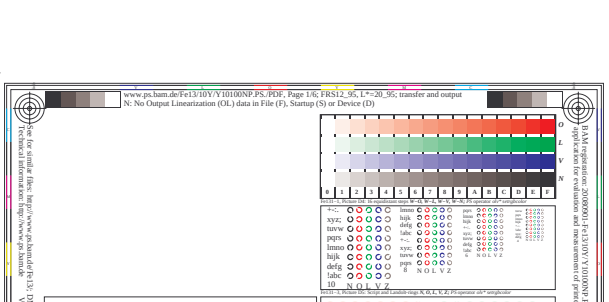
www.ps.bam.de/Fe13/10Y/Y10100NP.PS./PDF, Page 1/6; FRS12_95, L*=20_95; transfer and output
N: No Output Linearization (OL) data in File (F), Startup (S) or Device (D)
Use for similar files: http://www.ps.bam.de/Fe13/ DM.HTM
Technical information: http://www.ps.bam.de
Version 2.1, ie=1.1, ColSpc=0
BAM registration: 20000901-Fe13/10Y/Y10100NP.PS./PDF
application for evaluation and measurement of printer or monitor systems
BAM material: code=tbda4a
Fe13-3; Test charts of ISO/IEC 15775 and ISO/IEC TR 24705
Fig. D1 to D7 similar ISO/IEC-Test chart 4, olv*/rgb* interpretation
input: rgb*->olv*/rgb* setrgbcolor
output: olv*/rgb*->cmyn6* setcmyk


www.ps.bam.de/Fe13/10Y/Y10100NP.PS./PDF, Page 1/6; FRS12_95, L*=20_95; transfer and output
N: No Output Linearization (OL) data in File (F), Startup (S) or Device (D)
Use for similar files: http://www.ps.bam.de/Fe13/ DM.HTM
Technical information: http://www.ps.bam.de
Version 2.1, ie=1.1, ColSpc=0
BAM registration: 20000901-Fe13/10Y/Y10100NP.PS./PDF
application for evaluation and measurement of printer or monitor systems
BAM material: code=tbda4a
Fe13-4; Test charts of ISO/IEC 15775 and ISO/IEC TR 24705
Fig. D4 to D7 similar ISO/IEC-Test chart 4, olv*/rgb* interpretation
input: rgb*->olv*/rgb* setrgbcolor
output: olv*/rgb*->cmyn6* setcmyk



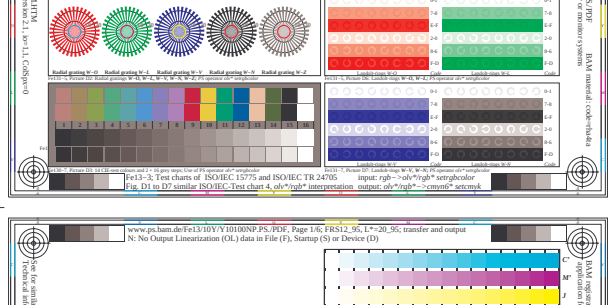
www.ps.bam.de/Fe13/10Y/Y10100NP.PS./PDF, Page 1/6; FRS12_95, L*=20_95; transfer and output
N: No Output Linearization (OL) data in File (F), Startup (S) or Device (D)
Use for similar files: http://www.ps.bam.de/Fe13/ DM.HTM
Technical information: http://www.ps.bam.de
Version 2.1, ie=1.1, ColSpc=0
BAM registration: 20000901-Fe13/10Y/Y10100NP.PS./PDF
application for evaluation and measurement of printer or monitor systems
BAM material: code=tbda4a
Fe13-6; Test charts of ISO/IEC 15775 and ISO/IEC TR 24705
Fig. B1 to B7 similar ISO/IEC-Test chart 2, olv*/rgb* interpretation
input: rgb*->olv*/rgb* setrgbcolor
output: olv*/rgb*->cmyn6* setcmyk


www.ps.bam.de/Fe13/10Y/Y10100NP.PS./PDF, Page 1/6; FRS12_95, L*=20_95; transfer and output
N: No Output Linearization (OL) data in File (F), Startup (S) or Device (D)
Use for similar files: http://www.ps.bam.de/Fe13/ DM.HTM
Technical information: http://www.ps.bam.de
Version 2.1, ie=1.1, ColSpc=0
BAM registration: 20000901-Fe13/10Y/Y10100NP.PS./PDF
application for evaluation and measurement of printer or monitor systems
BAM material: code=tbda4a
Fe13-7; Test charts of ISO/IEC 15775 and ISO/IEC TR 24705
Fig. B4 to B7 similar ISO/IEC-Test chart 2, olv*/rgb* interpretation
input: rgb*->olv*/rgb* setrgbcolor
output: olv*/rgb*->cmyn6* setcmyk


www.ps.bam.de/Fe13/10Y/Y10100NP.PS./PDF, Page 1/6; FRS12_95, L*=20_95; transfer and output
N: No Output Linearization (OL) data in File (F), Startup (S) or Device (D)
Use for similar files: http://www.ps.bam.de/Fe13/ DM.HTM
Technical information: http://www.ps.bam.de
Version 2.1, ie=1.1, ColSpc=0
BAM registration: 20000901-Fe13/10Y/Y10100NP.PS./PDF
application for evaluation and measurement of printer or monitor systems
BAM material: code=tbda4a
Fe13-8; Test charts of ISO/IEC 15775 and ISO/IEC TR 24705
Fig. D1 to D7 similar ISO/IEC-Test chart 4, olv*/rgb* interpretation
input: rgb*->olv*/rgb* setrgbcolor
output: olv*/rgb*->cmyn6* setcmyk

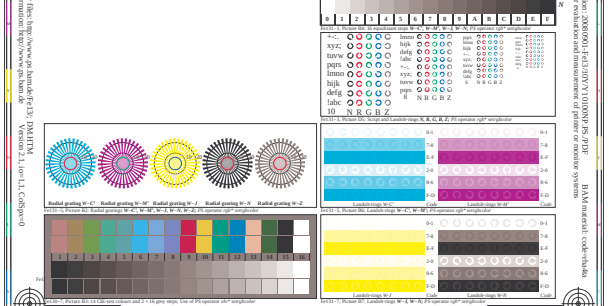
www.ps.bam.de/Fe13/10Y/Y10100NP.PS./PDF, Page 1/6; FRS12_95, L*=20_95; transfer and output
N: No Output Linearization (OL) data in File (F), Startup (S) or Device (D)
Use for similar files: http://www.ps.bam.de/Fe13/ DM.HTM
Technical information: http://www.ps.bam.de
Version 2.1, ie=1.1, ColSpc=0
BAM registration: 20000901-Fe13/10Y/Y10100NP.PS./PDF
application for evaluation and measurement of printer or monitor systems
BAM material: code=tbda4a
Fe13-9; Test charts of ISO/IEC 15775 and ISO/IEC TR 24705
Fig. D4 to D7 similar ISO/IEC-Test chart 4, olv*/rgb* interpretation
input: rgb*->olv*/rgb* setrgbcolor
output: olv*/rgb*->cmyn6* setcmyk

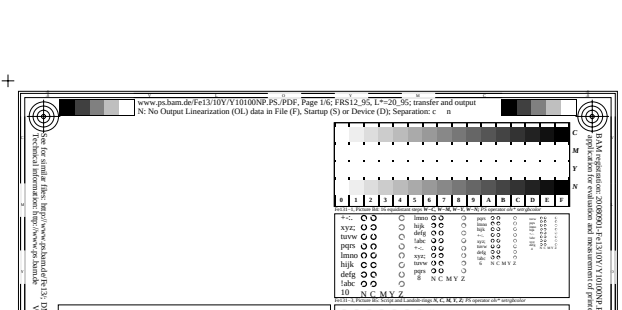
www.ps.bam.de/Fe13/10Y/Y10100NP.PS./PDF, Page 1/6; FRS12_95, L*=20_95; transfer and output
N: No Output Linearization (OL) data in File (F), Startup (S) or Device (D); Separation: c n
Use for similar files: http://www.ps.bam.de/Fe13/; DM.HTM
Technical information: http://www.ps.bam.de
Version 2.1, ie=1.1, ColSpc=0
BAM registration: 20000901-Fe13/10Y/Y10100NP.PS./PDF
application for evaluation and measurement of printer or monitor systems
BAM material: code=tbda4a
Fe13–1; Test charts of ISO/IEC 15775 and ISO/IEC TR 24705
Fig. B1 to B7 similar ISO/IEC-Test chart 2, olv*/rgb* interpretation
input: rgb*->olv*/rgb* setrgbcolor
output: olv*/rgb*->cmyn6* setcmyk

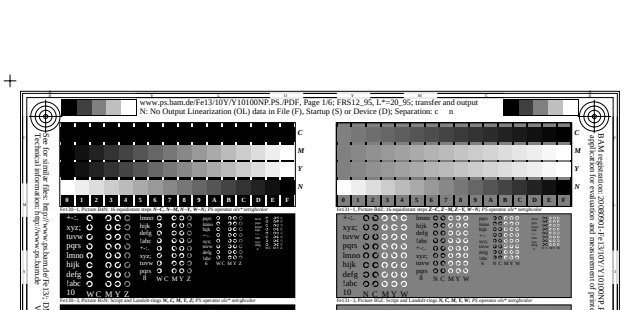
www.ps.bam.de/Fe13/10Y/Y10100NP.PS./PDF, Page 1/6; FRS12_95, L*=20_95; transfer and output
N: No Output Linearization (OL) data in File (F), Startup (S) or Device (D); Separation: c n
Use for similar files: http://www.ps.bam.de/Fe13/; DM.HTM
Technical information: http://www.ps.bam.de
Version 2.1, ie=1.1, ColSpc=0
BAM registration: 20000901-Fe13/10Y/Y10100NP.PS./PDF
application for evaluation and measurement of printer or monitor systems
BAM material: code=tbda4a
Fe13–2; Test charts of ISO/IEC 15775 and ISO/IEC TR 24705
Fig. B4 to B7 similar ISO/IEC-Test chart 2, olv*/rgb* interpretation
input: rgb*->olv*/rgb* setrgbcolor
output: olv*/rgb*->cmyn6* setcmyk


www.ps.bam.de/Fe13/10Y/Y10100NP.PS./PDF, Page 1/6; FRS12_95, L*=20_95; transfer and output
N: No Output Linearization (OL) data in File (F), Startup (S) or Device (D); Separation: c n
Use for similar files: http://www.ps.bam.de/Fe13/; DM.HTM
Technical information: http://www.ps.bam.de
Version 2.1, ie=1.1, ColSpc=0
BAM registration: 20000901-Fe13/10Y/Y10100NP.PS./PDF
application for evaluation and measurement of printer or monitor systems
BAM material: code=tbda4a
Fe13–3; Test charts of ISO/IEC 15775 and ISO/IEC TR 24705
Fig. D1 to D7 similar ISO/IEC-Test chart 4, olv*/rgb* interpretation
input: rgb*->olv*/rgb* setrgbcolor
output: olv*/rgb*->cmyn6* setcmyk

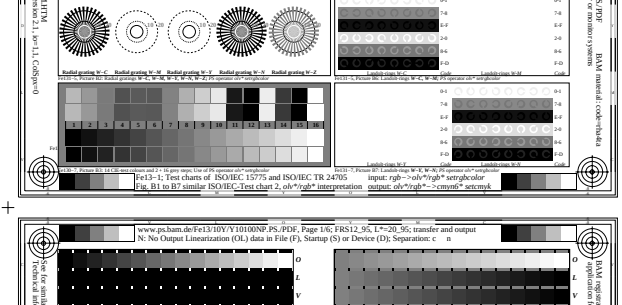
www.ps.bam.de/Fe13/10Y/Y10100NP.PS./PDF, Page 1/6; FRS12_95, L*=20_95; transfer and output
N: No Output Linearization (OL) data in File (F), Startup (S) or Device (D); Separation: c n
Use for similar files: http://www.ps.bam.de/Fe13/; DM.HTM
Technical information: http://www.ps.bam.de
Version 2.1, ie=1.1, ColSpc=0
BAM registration: 20000901-Fe13/10Y/Y10100NP.PS./PDF
application for evaluation and measurement of printer or monitor systems
BAM material: code=tbda4a
Fe13–4; Test charts of ISO/IEC 15775 and ISO/IEC TR 24705
Fig. D4 to D7 similar ISO/IEC-Test chart 4, olv*/rgb* interpretation
input: rgb*->olv*/rgb* setrgbcolor
output: olv*/rgb*->cmyn6* setcmyk

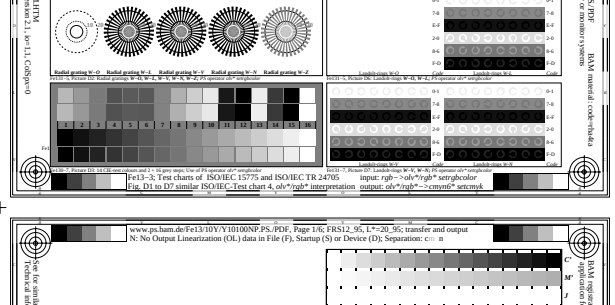
www.ps.bam.de/Fe13/10Y/Y10100NP.PS./PDF, Page 1/6; FRS12_95, L*=20_95; transfer and output
N: No Output Linearization (OL) data in File (F), Startup (S) or Device (D); Separation: c m n
Use for similar files: http://www.ps.bam.de/Fe13/; DM.HTM
Technical information: http://www.ps.bam.de
Version 2.1, ie=1.1, ColSpc=0
BAM registration: 20000901-Fe13/10Y/Y10100NP.PS./PDF
application for evaluation and measurement of printer or monitor systems
BAM material: code=tbda4a
Fe13–5; Test charts of ISO/IEC 15775 and ISO/IEC TR 24705
Fig. B1 to B7 similar ISO/IEC-Test chart 2, olv*/rgb* interpretation
input: rgb*->olv*/rgb* setrgbcolor
output: olv*/rgb*->cmyn6* setcmyk


www.ps.bam.de/Fe13/10Y/Y10100NP.PS./PDF, Page 1/6; FRS12_95, L*=20_95; transfer and output
N: No Output Linearization (OL) data in File (F), Startup (S) or Device (D); Separation: c m n
Use for similar files: http://www.ps.bam.de/Fe13/; DM.HTM
Technical information: http://www.ps.bam.de
Version 2.1, ie=1.1, ColSpc=0
BAM registration: 20000901-Fe13/10Y/Y10100NP.PS./PDF
application for evaluation and measurement of printer or monitor systems
BAM material: code=tbda4a
Fe13–6; Test charts of ISO/IEC 15775 and ISO/IEC TR 24705
Fig. B4 to B7 similar ISO/IEC-Test chart 2, olv*/rgb* interpretation
input: rgb*->olv*/rgb* setrgbcolor
output: olv*/rgb*->cmyn6* setcmyk

www.ps.bam.de/Fe13/10Y/Y10100NP.PS./PDF, Page 1/6; FRS12_95, L*=20_95; transfer and output
N: No Output Linearization (OL) data in File (F), Startup (S) or Device (D); Separation: c m n
Use for similar files: http://www.ps.bam.de/Fe13/; DM.HTM
Technical information: http://www.ps.bam.de
Version 2.1, ie=1.1, ColSpc=0
BAM registration: 20000901-Fe13/10Y/Y10100NP.PS./PDF
application for evaluation and measurement of printer or monitor systems
BAM material: code=tbda4a
Fe13–7; Test charts of ISO/IEC 15775 and ISO/IEC TR 24705
Fig. D1 to D7 similar ISO/IEC-Test chart 4, olv*/rgb* interpretation
input: rgb*->olv*/rgb* setrgbcolor
output: olv*/rgb*->cmyn6* setcmyk

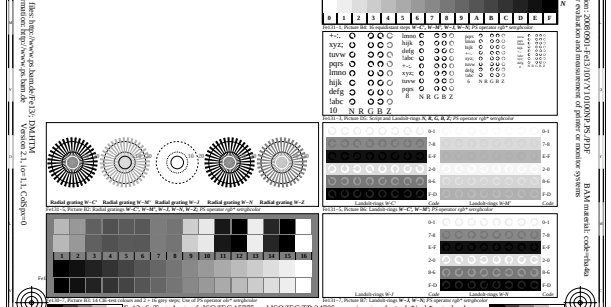
www.ps.bam.de/Fe13/10Y/Y10100NP.PS./PDF, Page 1/6; FRS12_95, L*=20_95; transfer and output
N: No Output Linearization (OL) data in File (F), Startup (S) or Device (D); Separation: c m n
Use for similar files: http://www.ps.bam.de/Fe13/; DM.HTM
Technical information: http://www.ps.bam.de
Version 2.1, ie=1.1, ColSpc=0
BAM registration: 20000901-Fe13/10Y/Y10100NP.PS./PDF
application for evaluation and measurement of printer or monitor systems
BAM material: code=tbda4a
Fe13–8; Test charts of ISO/IEC 15775 and ISO/IEC TR 24705
Fig. B1 to B7 similar ISO/IEC-Test chart 2, olv*/rgb* interpretation
input: rgb*->olv*/rgb* setrgbcolor
output: olv*/rgb*->cmyn6* setcmyk

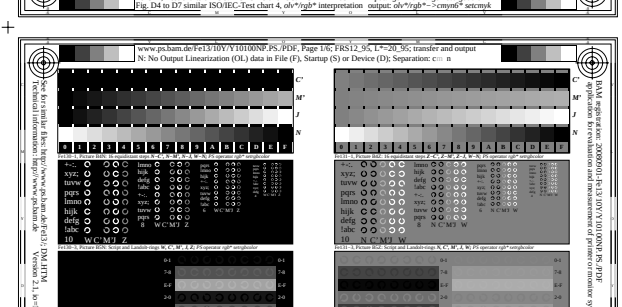
www.ps.bam.de/Fe13/10Y/Y10100NP.PS./PDF, Page 1/6; FRS12_95, L*=20_95; transfer and output
N: No Output Linearization (OL) data in File (F), Startup (S) or Device (D); Separation: c m n
Use for similar files: http://www.ps.bam.de/Fe13/; DM.HTM
Technical information: http://www.ps.bam.de
Version 2.1, ie=1.1, ColSpc=0
BAM registration: 20000901-Fe13/10Y/Y10100NP.PS./PDF
application for evaluation and measurement of printer or monitor systems
BAM material: code=tbda4a
Fe13–9; Test charts of ISO/IEC 15775 and ISO/IEC TR 24705
Fig. B4 to B7 similar ISO/IEC-Test chart 2, olv*/rgb* interpretation
input: rgb*->olv*/rgb* setrgbcolor
output: olv*/rgb*->cmyn6* setcmyk


www.ps.bam.de/Fe13/10Y/Y10100NP.PS./PDF, Page 1/6; FRS12_95, L*=20_95; transfer and output
N: No Output Linearization (OL) data in File (F), Startup (S) or Device (D); Separation: c m n
Use for similar files: http://www.ps.bam.de/Fe13/; DM.HTM
Technical information: http://www.ps.bam.de
Version 2.1, ie=1.1, ColSpc=0
BAM registration: 20000901-Fe13/10Y/Y10100NP.PS./PDF
application for evaluation and measurement of printer or monitor systems
BAM material: code=tbda4a
Fe13–10; Test charts of ISO/IEC 15775 and ISO/IEC TR 24705
Fig. D1 to D7 similar ISO/IEC-Test chart 4, olv*/rgb* interpretation
input: rgb*->olv*/rgb* setrgbcolor
output: olv*/rgb*->cmyn6* setcmyk

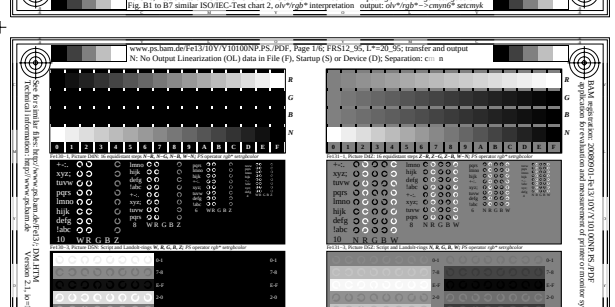
www.ps.bam.de/Fe13/10Y/Y10100NP.PS./PDF, Page 1/6; FRS12_95, L*=20_95; transfer and output
N: No Output Linearization (OL) data in File (F), Startup (S) or Device (D); Separation: c m n
Use for similar files: http://www.ps.bam.de/Fe13/; DM.HTM
Technical information: http://www.ps.bam.de
Version 2.1, ie=1.1, ColSpc=0
BAM registration: 20000901-Fe13/10Y/Y10100NP.PS./PDF
application for evaluation and measurement of printer or monitor systems
BAM material: code=tbda4a
Fe13–11; Test charts of ISO/IEC 15775 and ISO/IEC TR 24705
Fig. D4 to D7 similar ISO/IEC-Test chart 4, olv*/rgb* interpretation
input: rgb*->olv*/rgb* setrgbcolor
output: olv*/rgb*->cmyn6* setcmyk


www.ps.bam.de/Fe13/10Y/Y10100NP.PS./PDF, Page 1/6; FRS12_95, L*=20_95; transfer and output
N: No Output Linearization (OL) data in File (F), Startup (S) or Device (D); Separation: m n
Use for similar files: http://www.ps.bam.de/Fe13/ DM.HTM
Technical information: http://www.ps.bam.de
Version 2.1, ie=1.1, ColSpc=0
BAM registration: 20000001-Fe13/10Y/Y10100NP.PS./PDF
application for evaluation and measurement of printer or monitor systems
BAM material: code=tbaka
Radial grating W–C
Radial grating W–M
Radial grating W–Y
Radial grating W–N
Radial grating W–Z
Fe13–1, Picture B1: 16 equidistant steps W–C, W–M, W–Y, W–N, W–Z; PS operator ob* setrgbcolor
Fe13–1, Picture B2: Radial grating W–C, W–M, W–Y, W–N, W–Z; PS operator ob* setrgbcolor
Fe13–1, Picture B3: 14 CIE-equidistant and 2 + 16 grey steps; Use of PS operator ob* setrgbcolor
Fe13–1, Picture B4: Landolt-rings W–C, W–M; PS operator ob* setrgbcolor
Fe13–1, Picture B5: Landolt-rings W–C, W–M; PS operator ob* setrgbcolor
Fe13–1, Picture B6: Landolt-rings W–C, W–M; PS operator ob* setrgbcolor
Fe13–1, Picture B7: Landolt-rings W–C, W–M; PS operator ob* setrgbcolor
Fe13–1, Picture B8: Landolt-rings W–C, W–M; PS operator ob* setrgbcolor
Fe13–1, Picture B9: Landolt-rings W–C, W–M; PS operator ob* setrgbcolor
Fe13–1, Picture B10: Landolt-rings W–C, W–M; PS operator ob* setrgbcolor
Fe13–1, Picture B11: Landolt-rings W–C, W–M; PS operator ob* setrgbcolor
Fe13–1, Picture B12: Landolt-rings W–C, W–M; PS operator ob* setrgbcolor
Fe13–1, Picture B13: Landolt-rings W–C, W–M; PS operator ob* setrgbcolor
Fe13–1, Picture B14: Landolt-rings W–C, W–M; PS operator ob* setrgbcolor
Fe13–1, Picture B15: Landolt-rings W–C, W–M; PS operator ob* setrgbcolor
Fe13–1, Picture B16: Landolt-rings W–C, W–M; PS operator ob* setrgbcolor
Fe13–1, Picture B17: Landolt-rings W–C, W–M; PS operator ob* setrgbcolor
Fe13–1, Picture B18: Landolt-rings W–C, W–M; PS operator ob* setrgbcolor
Fe13–1, Picture B19: Landolt-rings W–C, W–M; PS operator ob* setrgbcolor
Fe13–1, Picture B20: Landolt-rings W–C, W–M; PS operator ob* setrgbcolor
Fe13–1, Picture B21: Landolt-rings W–C, W–M; PS operator ob* setrgbcolor
Fe13–1, Picture B22: Landolt-rings W–C, W–M; PS operator ob* setrgbcolor
Fe13–1, Picture B23: Landolt-rings W–C, W–M; PS operator ob* setrgbcolor
Fe13–1, Picture B24: Landolt-rings W–C, W–M; PS operator ob* setrgbcolor
Fe13–1, Picture B25: Landolt-rings W–C, W–M; PS operator ob* setrgbcolor
Fe13–1, Picture B26: Landolt-rings W–C, W–M; PS operator ob* setrgbcolor
Fe13–1, Picture B27: Landolt-rings W–C, W–M; PS operator ob* setrgbcolor
Fe13–1, Picture B28: Landolt-rings W–C, W–M; PS operator ob* setrgbcolor
Fe13–1, Picture B29: Landolt-rings W–C, W–M; PS operator ob* setrgbcolor
Fe13–1, Picture B30: Landolt-rings W–C, W–M; PS operator ob* setrgbcolor
Fe13–1, Picture B31: Landolt-rings W–C, W–M; PS operator ob* setrgbcolor
Fe13–1, Picture B32: Landolt-rings W–C, W–M; PS operator ob* setrgbcolor
Fe13–2, Picture D1: 16 equidistant steps O, L, V, N; PS operator ob* setrgbcolor
Fe13–2, Picture D2: 16 equidistant steps Z–C, Z–M, Z–Y, W–N; PS operator ob* setrgbcolor
Fe13–2, Picture D3: 14 CIE-equidistant and 2 + 16 grey steps; Use of PS operator ob* setrgbcolor
Fe13–2, Picture D4: Landolt-rings O, L; PS operator ob* setrgbcolor
Fe13–2, Picture D5: Landolt-rings O, L; PS operator ob* setrgbcolor
Fe13–2, Picture D6: Landolt-rings O, L; PS operator ob* setrgbcolor
Fe13–2, Picture D7: Landolt-rings O, L; PS operator ob* setrgbcolor
Fe13–2, Picture D8: Landolt-rings O, L; PS operator ob* setrgbcolor
Fe13–2, Picture D9: Landolt-rings O, L; PS operator ob* setrgbcolor
Fe13–2, Picture D10: Landolt-rings O, L; PS operator ob* setrgbcolor
Fe13–2, Picture D11: Landolt-rings O, L; PS operator ob* setrgbcolor
Fe13–2, Picture D12: Landolt-rings O, L; PS operator ob* setrgbcolor
Fe13–2, Picture D13: Landolt-rings O, L; PS operator ob* setrgbcolor
Fe13–2, Picture D14: Landolt-rings O, L; PS operator ob* setrgbcolor
Fe13–2, Picture D15: Landolt-rings O, L; PS operator ob* setrgbcolor
Fe13–2, Picture D16: Landolt-rings O, L; PS operator ob* setrgbcolor
Fe13–2, Picture D17: Landolt-rings O, L; PS operator ob* setrgbcolor
Fe13–2, Picture D18: Landolt-rings O, L; PS operator ob* setrgbcolor
Fe13–2, Picture D19: Landolt-rings O, L; PS operator ob* setrgbcolor
Fe13–2, Picture D20: Landolt-rings O, L; PS operator ob* setrgbcolor
Fe13–2, Picture D21: Landolt-rings O, L; PS operator ob* setrgbcolor
Fe13–2, Picture D22: Landolt-rings O, L; PS operator ob* setrgbcolor
Fe13–2, Picture D23: Landolt-rings O, L; PS operator ob* setrgbcolor
Fe13–2, Picture D24: Landolt-rings O, L; PS operator ob* setrgbcolor
Fe13–2, Picture D25: Landolt-rings O, L; PS operator ob* setrgbcolor
Fe13–2, Picture D26: Landolt-rings O, L; PS operator ob* setrgbcolor
Fe13–2, Picture D27: Landolt-rings O, L; PS operator ob* setrgbcolor
Fe13–2, Picture D28: Landolt-rings O, L; PS operator ob* setrgbcolor
Fe13–2, Picture D29: Landolt-rings O, L; PS operator ob* setrgbcolor
Fe13–2, Picture D30: Landolt-rings O, L; PS operator ob* setrgbcolor
Fe13–2, Picture D31: Landolt-rings O, L; PS operator ob* setrgbcolor
Fe13–2, Picture D32: Landolt-rings O, L; PS operator ob* setrgbcolor
Fe13–3, Picture E1: 16 equidistant steps W–C, W–M, W–Y, W–N, W–Z; PS operator ob* setrgbcolor
Fe13–3, Picture E2: Radial grating W–C, W–M, W–Y, W–N, W–Z; PS operator ob* setrgbcolor
Fe13–3, Picture E3: 14 CIE-equidistant and 2 + 16 grey steps; Use of PS operator ob* setrgbcolor
Fe13–3, Picture E4: Landolt-rings W–C, W–M; PS operator ob* setrgbcolor
Fe13–3, Picture E5: Landolt-rings W–C, W–M; PS operator ob* setrgbcolor
Fe13–3, Picture E6: Landolt-rings W–C, W–M; PS operator ob* setrgbcolor
Fe13–3, Picture E7: Landolt-rings W–C, W–M; PS operator ob* setrgbcolor
Fe13–3, Picture E8: Landolt-rings W–C, W–M; PS operator ob* setrgbcolor
Fe13–3, Picture E9: Landolt-rings W–C, W–M; PS operator ob* setrgbcolor
Fe13–3, Picture E10: Landolt-rings W–C, W–M; PS operator ob* setrgbcolor
Fe13–3, Picture E11: Landolt-rings W–C, W–M; PS operator ob* setrgbcolor
Fe13–3, Picture E12: Landolt-rings W–C, W–M; PS operator ob* setrgbcolor
Fe13–3, Picture E13: Landolt-rings W–C, W–M; PS operator ob* setrgbcolor
Fe13–3, Picture E14: Landolt-rings W–C, W–M; PS operator ob* setrgbcolor
Fe13–3, Picture E15: Landolt-rings W–C, W–M; PS operator ob* setrgbcolor
Fe13–3, Picture E16: Landolt-rings W–C, W–M; PS operator ob* setrgbcolor
Fe13–3, Picture E17: Landolt-rings W–C, W–M; PS operator ob* setrgbcolor
Fe13–3, Picture E18: Landolt-rings W–C, W–M; PS operator ob* setrgbcolor
Fe13–3, Picture E19: Landolt-rings W–C, W–M; PS operator ob* setrgbcolor
Fe13–3, Picture E20: Landolt-rings W–C, W–M; PS operator ob* setrgbcolor
Fe13–3, Picture E21: Landolt-rings W–C, W–M; PS operator ob* setrgbcolor
Fe13–3, Picture E22: Landolt-rings W–C, W–M; PS operator ob* setrgbcolor
Fe13–3, Picture E23: Landolt-rings W–C, W–M; PS operator ob* setrgbcolor
Fe13–3, Picture E24: Landolt-rings W–C, W–M; PS operator ob* setrgbcolor
Fe13–3, Picture E25: Landolt-rings W–C, W–M; PS operator ob* setrgbcolor
Fe13–3, Picture E26: Landolt-rings W–C, W–M; PS operator ob* setrgbcolor
Fe13–3, Picture E27: Landolt-rings W–C, W–M; PS operator ob* setrgbcolor
Fe13–3, Picture E28: Landolt-rings W–C, W–M; PS operator ob* setrgbcolor
Fe13–3, Picture E29: Landolt-rings W–C, W–M; PS operator ob* setrgbcolor
Fe13–3, Picture E30: Landolt-rings W–C, W–M; PS operator ob* setrgbcolor
Fe13–3, Picture E31: Landolt-rings W–C, W–M; PS operator ob* setrgbcolor
Fe13–3, Picture E32: Landolt-rings W–C, W–M; PS operator ob* setrgbcolor
Fe13–4, Picture F1: 16 equidistant steps C', M', J', N'; PS operator ob* setrgbcolor
Fe13–4, Picture F2: 16 equidistant steps W–C', W–M', W–J', W–N'; PS operator ob* setrgbcolor
Fe13–4, Picture F3: 14 CIE-equidistant and 2 + 16 grey steps; Use of PS operator ob* setrgbcolor
Fe13–4, Picture F4: Landolt-rings C', M'; PS operator ob* setrgbcolor
Fe13–4, Picture F5: Landolt-rings C', M'; PS operator ob* setrgbcolor
Fe13–4, Picture F6: Landolt-rings C', M'; PS operator ob* setrgbcolor
Fe13–4, Picture F7: Landolt-rings C', M'; PS operator ob* setrgbcolor
Fe13–4, Picture F8: Landolt-rings C', M'; PS operator ob* setrgbcolor
Fe13–4, Picture F9: Landolt-rings C', M'; PS operator ob* setrgbcolor
Fe13–4, Picture F10: Landolt-rings C', M'; PS operator ob* setrgbcolor
Fe13–4, Picture F11: Landolt-rings C', M'; PS operator ob* setrgbcolor
Fe13–4, Picture F12: Landolt-rings C', M'; PS operator ob* setrgbcolor
Fe13–4, Picture F13: Landolt-rings C', M'; PS operator ob* setrgbcolor
Fe13–4, Picture F14: Landolt-rings C', M'; PS operator ob* setrgbcolor
Fe13–4, Picture F15: Landolt-rings C', M'; PS operator ob* setrgbcolor
Fe13–4, Picture F16: Landolt-rings C', M'; PS operator ob* setrgbcolor
Fe13–4, Picture F17: Landolt-rings C', M'; PS operator ob* setrgbcolor
Fe13–4, Picture F18: Landolt-rings C', M'; PS operator ob* setrgbcolor
Fe13–4, Picture F19: Landolt-rings C', M'; PS operator ob* setrgbcolor
Fe13–4, Picture F20: Landolt-rings C', M'; PS operator ob* setrgbcolor
Fe13–4, Picture F21: Landolt-rings C', M'; PS operator ob* setrgbcolor
Fe13–4, Picture F22: Landolt-rings C', M'; PS operator ob* setrgbcolor
Fe13–4, Picture F23: Landolt-rings C', M'; PS operator ob* setrgbcolor
Fe13–4, Picture F24: Landolt-rings C', M'; PS operator ob* setrgbcolor
Fe13–4, Picture F25: Landolt-rings C', M'; PS operator ob* setrgbcolor
Fe13–4, Picture F26: Landolt-rings C', M'; PS operator ob* setrgbcolor
Fe13–4, Picture F27: Landolt-rings C', M'; PS operator ob* setrgbcolor
Fe13–4, Picture F28: Landolt-rings C', M'; PS operator ob* setrgbcolor
Fe13–4, Picture F29: Landolt-rings C', M'; PS operator ob* setrgbcolor
Fe13–4, Picture F30: Landolt-rings C', M'; PS operator ob* setrgbcolor
Fe13–4, Picture F31: Landolt-rings C', M'; PS operator ob* setrgbcolor
Fe13–4, Picture F32: Landolt-rings C', M'; PS operator ob* setrgbcolor
Fe13–5, Picture G1: 16 equidistant steps R, G, B, C; PS operator rgb* setrgbcolor
Fe13–5, Picture G2: 16 equidistant steps W–R, W–G, W–B, W–C; PS operator rgb* setrgbcolor
Fe13–5, Picture G3: 14 CIE-equidistant and 2 + 16 grey steps; Use of PS operator rgb* setrgbcolor
Fe13–5, Picture G4: Landolt-rings R, G; PS operator rgb* setrgbcolor
Fe13–5, Picture G5: Landolt-rings R, G; PS operator rgb* setrgbcolor
Fe13–5, Picture G6: Landolt-rings R, G; PS operator rgb* setrgbcolor
Fe13–5, Picture G7: Landolt-rings R, G; PS operator rgb* setrgbcolor
Fe13–5, Picture G8: Landolt-rings R, G; PS operator rgb* setrgbcolor
Fe13–5, Picture G9: Landolt-rings R, G; PS operator rgb* setrgbcolor
Fe13–5, Picture G10: Landolt-rings R, G; PS operator rgb* setrgbcolor
Fe13–5, Picture G11: Landolt-rings R, G; PS operator rgb* setrgbcolor
Fe13–5, Picture G12: Landolt-rings R, G; PS operator rgb* setrgbcolor
Fe13–5, Picture G13: Landolt-rings R, G; PS operator rgb* setrgbcolor
Fe13–5, Picture G14: Landolt-rings R, G; PS operator rgb* setrgbcolor
Fe13–5, Picture G15: Landolt-rings R, G; PS operator rgb* setrgbcolor
Fe13–5, Picture G16: Landolt-rings R, G; PS operator rgb* setrgbcolor
Fe13–5, Picture G17: Landolt-rings R, G; PS operator rgb* setrgbcolor
Fe13–5, Picture G18: Landolt-rings R, G; PS operator rgb* setrgbcolor
Fe13–5, Picture G19: Landolt-rings R, G; PS operator rgb* setrgbcolor
Fe13–5, Picture G20: Landolt-rings R, G; PS operator rgb* setrgbcolor
Fe13–5, Picture G21: Landolt-rings R, G; PS operator rgb* setrgbcolor
Fe13–5, Picture G22: Landolt-rings R, G; PS operator rgb* setrgbcolor
Fe13–5, Picture G23: Landolt-rings R, G; PS operator rgb* setrgbcolor
Fe13–5, Picture G24: Landolt-rings R, G; PS operator rgb* setrgbcolor
Fe13–5, Picture G25: Landolt-rings R, G; PS operator rgb* setrgbcolor
Fe13–5, Picture G26: Landolt-rings R, G; PS operator rgb* setrgbcolor
Fe13–5, Picture G27: Landolt-rings R, G; PS operator rgb* setrgbcolor
Fe13–5, Picture G28: Landolt-rings R, G; PS operator rgb* setrgbcolor
Fe13–5, Picture G29: Landolt-rings R, G; PS operator rgb* setrgbcolor
Fe13–5, Picture G30: Landolt-rings R, G; PS operator rgb* setrgbcolor
Fe13–5, Picture G31: Landolt-rings R, G; PS operator rgb* setrgbcolor
Fe13–5, Picture G32: Landolt-rings R, G; PS operator rgb* setrgbcolor
Fe13–1; Test charts of ISO/IEC 15775 and ISO/IEC TR 24705 input: rgb*->olv*/rgb* setrgbcolor
Fig. B1 to B7 similar ISO/IEC-Test chart 2, olv*/rgb* interpretation output: olv*/rgb*->cmyn6* setcmyk

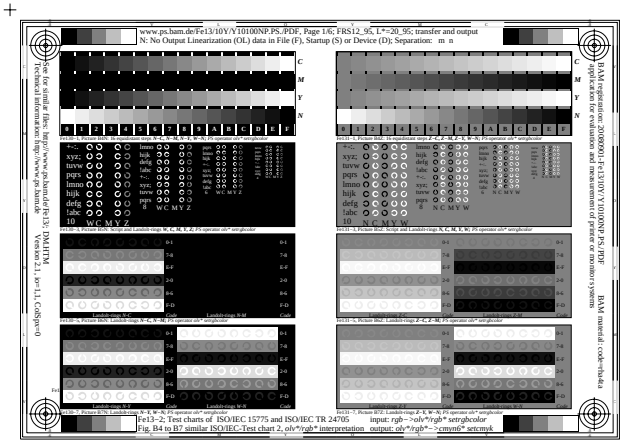
Fe13–2; Test charts of ISO/IEC 15775 and ISO/IEC TR 24705 input: rgb*->olv*/rgb* setrgbcolor
Fig. B4 to B7 similar ISO/IEC-Test chart 2, olv*/rgb* interpretation output: olv*/rgb*->cmyn6* setcmyk


Fe13–3; Test charts of ISO/IEC 15775 and ISO/IEC TR 24705 input: rgb*->olv*/rgb* setrgbcolor
Fig. D1 to D7 similar ISO/IEC-Test chart 4, olv*/rgb* interpretation output: olv*/rgb*->cmyn6* setcmyk


Fe13–4; Test charts of ISO/IEC 15775 and ISO/IEC TR 24705 input: rgb*->olv*/rgb* setrgbcolor
Fig. D4 to D7 similar ISO/IEC-Test chart 4, olv*/rgb* interpretation output: olv*/rgb*->cmyn6* setcmyk



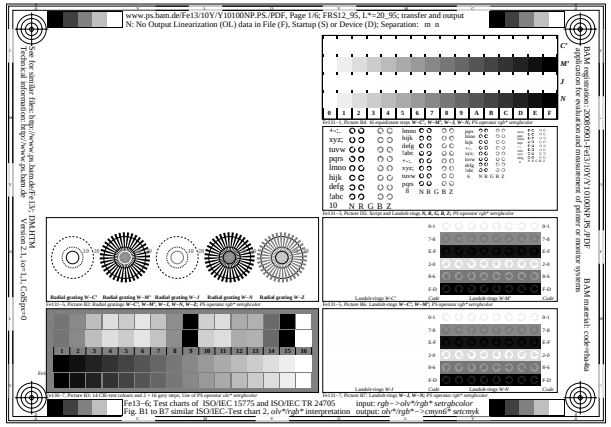
Fe13–6; Test charts of ISO/IEC 15775 and ISO/IEC TR 24705 input: rgb*->olv*/rgb* setrgbcolor
Fig. B1 to B7 similar ISO/IEC-Test chart 2, olv*/rgb* interpretation output: olv*/rgb*->cmyn6* setcmyk

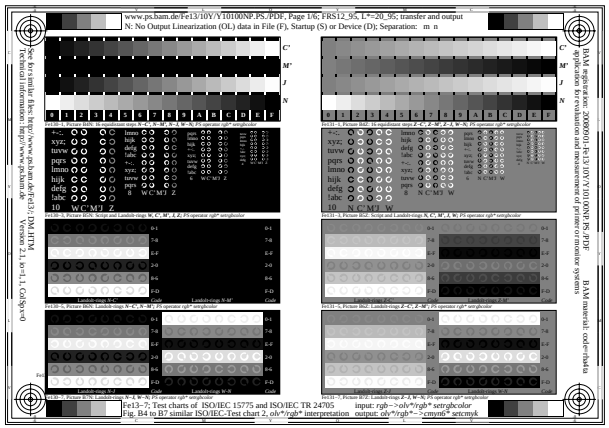
Fe13–7; Test charts of ISO/IEC 15775 and ISO/IEC TR 24705 input: rgb*->olv*/rgb* setrgbcolor
Fig. B4 to B7 similar ISO/IEC-Test chart 2, olv*/rgb* interpretation output: olv*/rgb*->cmyn6* setcmyk

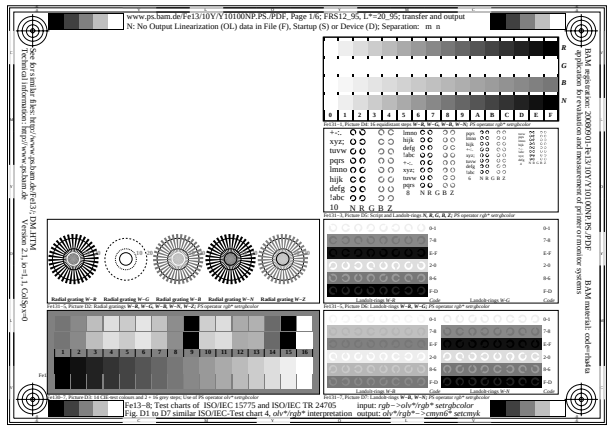
Fe13–8; Test charts of ISO/IEC 15775 and ISO/IEC TR 24705 input: rgb*->olv*/rgb* setrgbcolor
Fig. D1 to D7 similar ISO/IEC-Test chart 4, olv*/rgb* interpretation output: olv*/rgb*->cmyn6* setcmyk

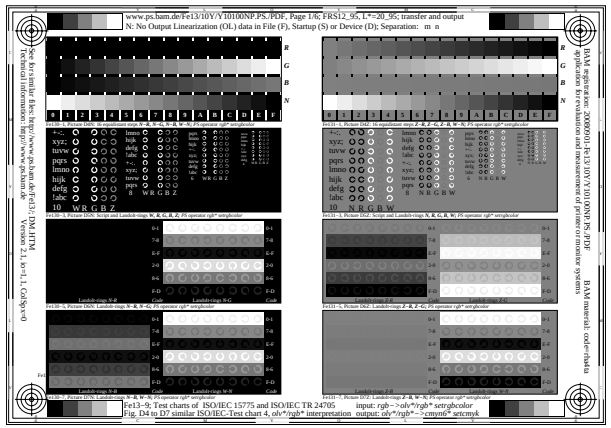
Fe13–9; Test charts of ISO/IEC 15775 and ISO/IEC TR 24705 input: rgb*->olv*/rgb* setrgbcolor
Fig. D4 to D7 similar ISO/IEC-Test chart 4, olv*/rgb* interpretation output: olv*/rgb*->cmyn6* setcmyk

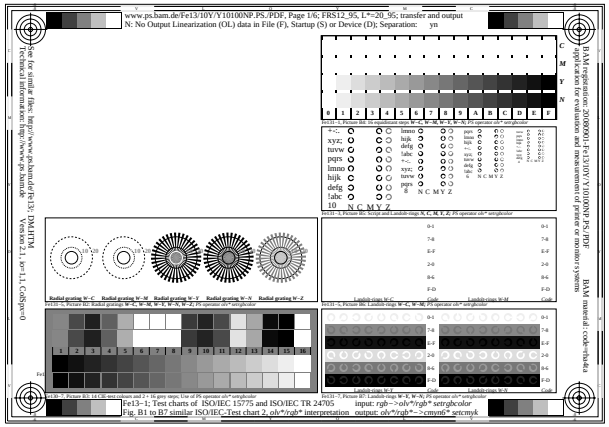
www.ps.bam.de/Fe13/10Y/Y10100NP.PS./PDF, Page 1/6; FRS12_95, L*=20_95; transfer and output
N: No Output Linearization (OL) data in File (F), Startup (S) or Device (D); Separation: yn
Use for similar files: http://www.ps.bam.de/Fe13: DM.HTM
Technical information: http://www.ps.bam.de
Version 2.1, ie=1.1, ColSpc=0
BAM registration: 20000001-Fe13/10Y/Y10100NP.PS./PDF
application for evaluation and measurement of printer or monitor systems
BAM material: code=tbadca
Fe13–1; Test charts of ISO/IEC 15775 and ISO/IEC TR 24705 input: rgb*->olv*/rgb* setrgbcolor
Fig. B1 to B7 similar ISO/IEC-Test chart 2, olv*/rgb* interpretation output: olv*/rgb*->cmyn6* setcmyk

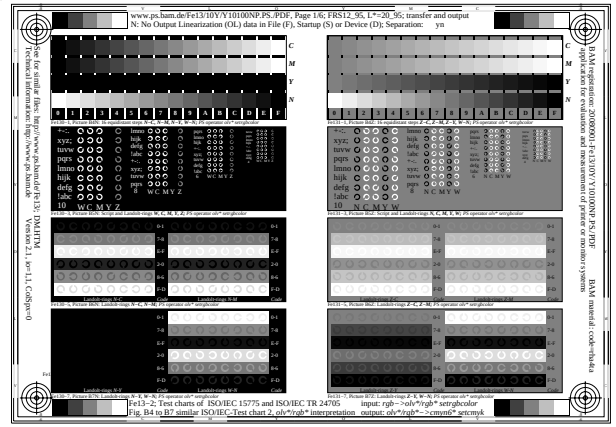
www.ps.bam.de/Fe13/10Y/Y10100NP.PS./PDF, Page 1/6; FRS12_95, L*=20_95; transfer and output
N: No Output Linearization (OL) data in File (F), Startup (S) or Device (D); Separation: yn
Use for similar files: http://www.ps.bam.de/Fe13: DM.HTM
Technical information: http://www.ps.bam.de
Version 2.1, ie=1.1, ColSpc=0
BAM registration: 20000001-Fe13/10Y/Y10100NP.PS./PDF
application for evaluation and measurement of printer or monitor systems
BAM material: code=tbadca
Fe13–2; Test charts of ISO/IEC 15775 and ISO/IEC TR 24705 input: rgb*->olv*/rgb* setrgbcolor
Fig. B4 to B7 similar ISO/IEC-Test chart 2, olv*/rgb* interpretation output: olv*/rgb*->cmyn6* setcmyk


www.ps.bam.de/Fe13/10Y/Y10100NP.PS./PDF, Page 1/6; FRS12_95, L*=20_95; transfer and output
N: No Output Linearization (OL) data in File (F), Startup (S) or Device (D); Separation: yn
Use for similar files: http://www.ps.bam.de/Fe13: DM.HTM
Technical information: http://www.ps.bam.de
Version 2.1, ie=1.1, ColSpc=0
BAM registration: 20000001-Fe13/10Y/Y10100NP.PS./PDF
application for evaluation and measurement of printer or monitor systems
BAM material: code=tbadca
Fe13–3; Test charts of ISO/IEC 15775 and ISO/IEC TR 24705 input: rgb*->olv*/rgb* setrgbcolor
Fig. D1 to D7 similar ISO/IEC-Test chart 4, olv*/rgb* interpretation output: olv*/rgb*->cmyn6* setcmyk

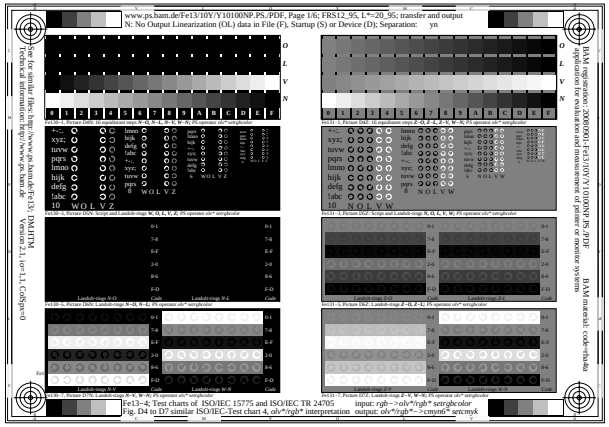
www.ps.bam.de/Fe13/10Y/Y10100NP.PS./PDF, Page 1/6; FRS12_95, L*=20_95; transfer and output
N: No Output Linearization (OL) data in File (F), Startup (S) or Device (D); Separation: yn
Use for similar files: http://www.ps.bam.de/Fe13: DM.HTM
Technical information: http://www.ps.bam.de
Version 2.1, ie=1.1, ColSpc=0
BAM registration: 20000001-Fe13/10Y/Y10100NP.PS./PDF
application for evaluation and measurement of printer or monitor systems
BAM material: code=tbadca
Fe13–4; Test charts of ISO/IEC 15775 and ISO/IEC TR 24705 input: rgb*->olv*/rgb* setrgbcolor
Fig. D4 to D7 similar ISO/IEC-Test chart 4, olv*/rgb* interpretation output: olv*/rgb*->cmyn6* setcmyk



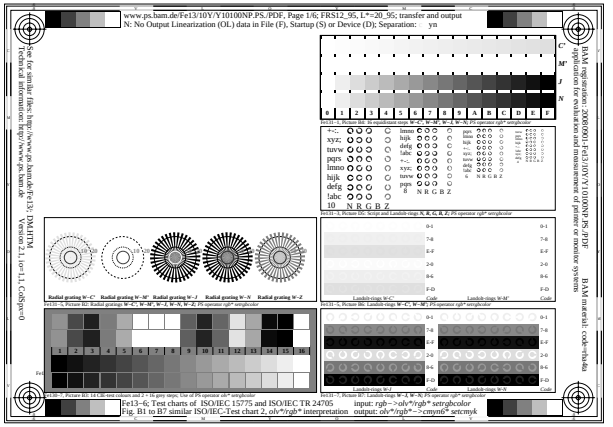
www.ps.bam.de/Fe13/10Y/Y10100NP.PS./PDF, Page 1/6; FRS12_95, L*=20_95; transfer and output
N: No Output Linearization (OL) data in File (F), Startup (S) or Device (D); Separation: yn
Use for similar files: http://www.ps.bam.de/Fe13: DM.HTM
Technical information: http://www.ps.bam.de
Version 2.1, ie=1.1, ColSpc=0
BAM registration: 20000001-Fe13/10Y/Y10100NP.PS./PDF
application for evaluation and measurement of printer or monitor systems
BAM material: code=tbadca
Fe13–6; Test charts of ISO/IEC 15775 and ISO/IEC TR 24705 input: rgb*->olv*/rgb* setrgbcolor
Fig. B1 to B7 similar ISO/IEC-Test chart 2, olv*/rgb* interpretation output: olv*/rgb*->cmyn6* setcmyk

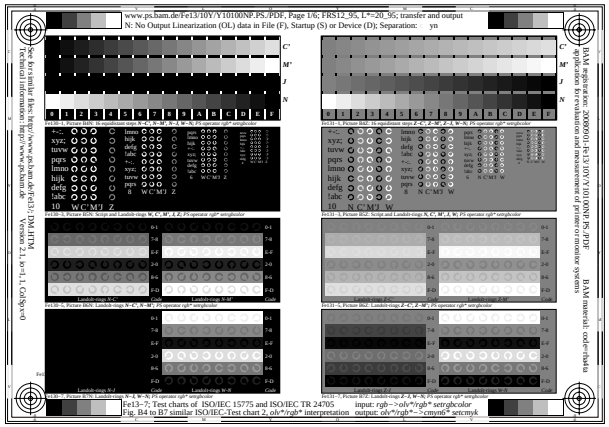
www.ps.bam.de/Fe13/10Y/Y10100NP.PS./PDF, Page 1/6; FRS12_95, L*=20_95; transfer and output
N: No Output Linearization (OL) data in File (F), Startup (S) or Device (D); Separation: yn
Use for similar files: http://www.ps.bam.de/Fe13: DM.HTM
Technical information: http://www.ps.bam.de
Version 2.1, ie=1.1, ColSpc=0
BAM registration: 20000001-Fe13/10Y/Y10100NP.PS./PDF
application for evaluation and measurement of printer or monitor systems
BAM material: code=tbadca
Fe13–7; Test charts of ISO/IEC 15775 and ISO/IEC TR 24705 input: rgb*->olv*/rgb* setrgbcolor
Fig. B4 to B7 similar ISO/IEC-Test chart 2, olv*/rgb* interpretation output: olv*/rgb*->cmyn6* setcmyk


www.ps.bam.de/Fe13/10Y/Y10100NP.PS./PDF, Page 1/6; FRS12_95, L*=20_95; transfer and output
N: No Output Linearization (OL) data in File (F), Startup (S) or Device (D); Separation: yn
Use for similar files: http://www.ps.bam.de/Fe13: DM.HTM
Technical information: http://www.ps.bam.de
Version 2.1, ie=1.1, ColSpc=0
BAM registration: 20000001-Fe13/10Y/Y10100NP.PS./PDF
application for evaluation and measurement of printer or monitor systems
BAM material: code=tbadca
Fe13–8; Test charts of ISO/IEC 15775 and ISO/IEC TR 24705 input: rgb*->olv*/rgb* setrgbcolor
Fig. D1 to D7 similar ISO/IEC-Test chart 4, olv*/rgb* interpretation output: olv*/rgb*->cmyn6* setcmyk

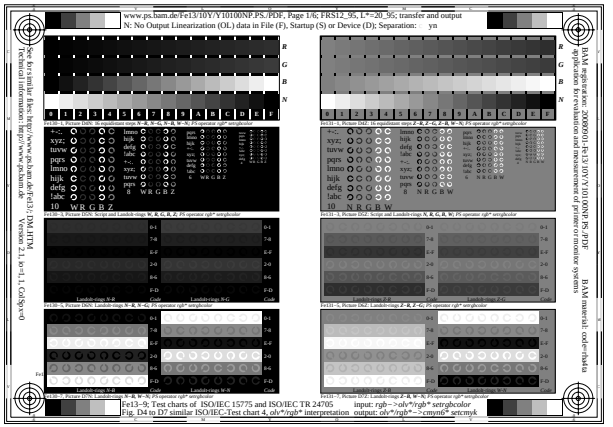
www.ps.bam.de/Fe13/10Y/Y10100NP.PS./PDF, Page 1/6; FRS12_95, L*=20_95; transfer and output
N: No Output Linearization (OL) data in File (F), Startup (S) or Device (D); Separation: yn
Use for similar files: http://www.ps.bam.de/Fe13: DM.HTM
Technical information: http://www.ps.bam.de
Version 2.1, ie=1.1, ColSpc=0
BAM registration: 20000001-Fe13/10Y/Y10100NP.PS./PDF
application for evaluation and measurement of printer or monitor systems
BAM material: code=tbadca
Fe13–9; Test charts of ISO/IEC 15775 and ISO/IEC TR 24705 input: rgb*->olv*/rgb* setrgbcolor
Fig. D4 to D7 similar ISO/IEC-Test chart 4, olv*/rgb* interpretation output: olv*/rgb*->cmyn6* setcmyk