
www.ps.bam.de/Fe15/10L/L15e00NA.PS/ .TXT, Page 2/6; ORS20_95, L*=20_95; transfer and output
N: No Output Linearization (OL) data in File (F), Startup (S) or Device (D)
image pixel: 192 x 128
384 x 256
768 x 512
1536 x 1024
3072 x 2048
Fe15/10L/L15e00NA.PS/ .TXT
BAM registration: 20080901-Fe15/10L/L15e00NA.PS/ .TXT
BAM material: code=rgbaba
Fe15-1; Picture B1: 16 equidistant steps W=C, W=M, W=Y, W=N; PS operator ab* setrgbcolor
Fe15-2; Picture B2: Radial gratings W=C, W=M, W=Y, W=N, W=Z; PS operator ab* setrgbcolor
Fe15-3; Picture B3: 14 CIE-test colours and 2 × 16 grey steps; Use of PS operator ab* setrgbcolor
Fe15-4; Picture D1: Flower motif, 14 CIE-test colours, 16 grey steps (sf); PS operators setransfer, 4 colorimage
Fe15-5; Picture D2: Radial gratings W=O, W=L, W=V, W=N, W=Z; PS operator ab* setrgbcolor
Fe15-6; Picture D3: 14 CIE-test colours and 2 × 16 grey steps; Use of PS operator ab* setrgbcolor
Fe15-7; Picture B7: Landolt-rings W=V, W=W; PS operator ab* setrgbcolor
Fe15-7; Picture B7N: Landolt-rings W=V, W=W; PS operator rgb* setrgbcolor
Fe15-7; Picture D7: Landolt-rings W=V, W=W; PS operator ab* setrgbcolor
Fe15-7; Picture D7N: Landolt-rings W=V, W=W; PS operator rgb* setrgbcolor
Fig. 1; Test charts of ISO/IEC 15775 and ISO/IEC TR 24705 input: rgb*->olv*/rgb* setrgbcolor
Fig. B1 to B7 similar ISO/IEC-Test chart 2, olv*/rgb* interpretation output: olv*/rgb*=>cmyn6* setcmyk
Fig. D1 to D7 similar ISO/IEC-Test chart 4, olv*/rgb* interpretation output: olv*/rgb*=>cmyn6* setcmyk
Fe15/10L/L15e00NA.PS/ .TXT
Technical information: http://www.ps.bam.de
Version 2.1; ie=1; L=L0; sw=1


www.ps.bam.de/Fe15/10L/L15e00NA.PS/ .TXT, Page 2/6; ORS20_95, L*=20_95; transfer and output
N: No Output Linearization (OL) data in File (F), Startup (S) or Device (D)
Fe15-1; Picture B4: 16 equidistant steps W=C, W=M, W=Y, W=N; PS operator ab* setrgbcolor
Fe15-1; Picture B5: 16 equidistant steps W=C, W=M, W=Y, W=N; PS operator ab* setrgbcolor
Fe15-3; Picture B6: Script and Landolt-rings W=C, M, Y, Z; PS operator ab* setrgbcolor
Fe15-3; Picture B7: Script and Landolt-rings W=C, M, Y; PS operator ab* setrgbcolor
Fe15-3; Picture B7N: Script and Landolt-rings W=C, M, Y, Z; PS operator rgb* setrgbcolor
Fe15-3; Picture B8: Script and Landolt-rings W=C, M, Y; PS operator ab* setrgbcolor
Fe15-5; Picture B9: Landolt-rings W=C, W=M; PS operator ab* setrgbcolor
Fe15-5; Picture B9N: Landolt-rings W=C, W=M; PS operator rgb* setrgbcolor
Fe15-5; Picture B10: Landolt-rings W=C, W=M; PS operator ab* setrgbcolor
Fe15-5; Picture B10N: Landolt-rings W=C, W=M; PS operator rgb* setrgbcolor
Fe15-7; Picture B8: Landolt-rings Z=Y, W=W; PS operator ab* setrgbcolor
Fe15-7; Picture B8N: Landolt-rings Z=Y, W=W; PS operator rgb* setrgbcolor
Fe15-7; Picture B8Z: Landolt-rings Z=Y, W=W; PS operator ab* setrgbcolor
Fe15-7; Picture B8ZN: Landolt-rings Z=Y, W=W; PS operator rgb* setrgbcolor
Fe15-7; Picture B9: Landolt-rings W=V, W=W; PS operator ab* setrgbcolor
Fe15-7; Picture B9N: Landolt-rings W=V, W=W; PS operator rgb* setrgbcolor
Fe15-7; Picture B9Z: Landolt-rings Z=V, W=W; PS operator ab* setrgbcolor
Fe15-7; Picture B9ZN: Landolt-rings Z=V, W=W; PS operator rgb* setrgbcolor
Fe15-7; Picture B10: Landolt-rings W=V, W=W; PS operator ab* setrgbcolor
Fe15-7; Picture B10N: Landolt-rings W=V, W=W; PS operator rgb* setrgbcolor
Fig. 2; Test charts of ISO/IEC 15775 and ISO/IEC TR 24705 input: rgb*->olv*/rgb* setrgbcolor
Fig. B4 to B7 similar ISO/IEC-Test chart 2, olv*/rgb* interpretation output: olv*/rgb*=>cmyn6* setcmyk


www.ps.bam.de/Fe15/10L/L15e00NA.PS/ .TXT, Page 2/6; ORS20_95, L*=20_95; transfer and output
N: No Output Linearization (OL) data in File (F), Startup (S) or Device (D)
Fe15-1; Picture D4: 16 equidistant steps W=O, W=L, W=V, W=N; PS operator ab* setrgbcolor
Fe15-1; Picture D5: 16 equidistant steps W=O, W=L, W=V, W=N; PS operator ab* setrgbcolor
Fe15-3; Picture D6: Script and Landolt-rings N, O, L, V, Z; PS operator ab* setrgbcolor
Fe15-3; Picture D7: Script and Landolt-rings N, O, L, V; PS operator ab* setrgbcolor
Fe15-5; Picture D8: Landolt-rings W=O, W=L; PS operator ab* setrgbcolor
Fe15-5; Picture D9: Landolt-rings W=O, W=L; PS operator ab* setrgbcolor
Fe15-7; Picture D7: Landolt-rings W=V, W=W; PS operator ab* setrgbcolor
Fe15-7; Picture D7N: Landolt-rings W=V, W=W; PS operator rgb* setrgbcolor
Fe15-7; Picture D8: Landolt-rings W=L, W=W; PS operator ab* setrgbcolor
Fe15-7; Picture D8N: Landolt-rings W=L, W=W; PS operator rgb* setrgbcolor
Fe15-7; Picture D9: Landolt-rings W=L, W=W; PS operator ab* setrgbcolor
Fe15-7; Picture D9N: Landolt-rings W=L, W=W; PS operator rgb* setrgbcolor
Fig. 3; Test charts of ISO/IEC 15775 and ISO/IEC TR 24705 input: rgb*->olv*/rgb* setrgbcolor
Fig. D1 to D7 similar ISO/IEC-Test chart 4, olv*/rgb* interpretation output: olv*/rgb*=>cmyn6* setcmyk


www.ps.bam.de/Fe15/10L/L15e00NA.PS/ .TXT, Page 2/6; ORS20_95, L*=20_95; transfer and output
N: No Output Linearization (OL) data in File (F), Startup (S) or Device (D)
Fe15-1; Picture D6N: 16 equidistant steps N=O, N=L, N=V, N=N; PS operator ab* setrgbcolor
Fe15-1; Picture D7: 16 equidistant steps N=O, N=L, N=V, N=N; PS operator ab* setrgbcolor
Fe15-3; Picture D7N: Script and Landolt-rings W, O, L, V, Z; PS operator ab* setrgbcolor
Fe15-3; Picture D8: Script and Landolt-rings N, O, L, V, W; PS operator ab* setrgbcolor
Fe15-5; Picture D8N: Landolt-rings N=O, N=L; PS operator ab* setrgbcolor
Fe15-5; Picture D9N: Landolt-rings N=O, N=L; PS operator ab* setrgbcolor
Fe15-7; Picture D7N: Landolt-rings N=V, W=W; PS operator ab* setrgbcolor
Fe15-7; Picture D7Z: Landolt-rings Z=V, W=W; PS operator ab* setrgbcolor
Fe15-7; Picture D8N: Landolt-rings N=L, W=W; PS operator ab* setrgbcolor
Fe15-7; Picture D8Z: Landolt-rings Z=L, W=W; PS operator ab* setrgbcolor
Fe15-7; Picture D9N: Landolt-rings N=L, W=W; PS operator ab* setrgbcolor
Fe15-7; Picture D9Z: Landolt-rings Z=L, W=W; PS operator ab* setrgbcolor
Fig. 4; Test charts of ISO/IEC 15775 and ISO/IEC TR 24705 input: rgb*->olv*/rgb* setrgbcolor
Fig. D4 to D7 similar ISO/IEC-Test chart 4, olv*/rgb* interpretation output: olv*/rgb*=>cmyn6* setcmyk


Fe15E-9; CelSgs=1 colorm=0 scharf=1 scharfr=4 DEcmp=0


www.ps.bam.de/Fe15/10L/L15e00NA.PS/ .TXT, Page 2/6; ORS20_95, L*=20_95; transfer and output
N: No Output Linearization (OL) data in File (F), Startup (S) or Device (D)
Fe15-1; Picture B6: 16 equidistant steps W=C, W=M, W=Z, W=N; PS operator rgb* setrgbcolor
Fe15-1; Picture D5: 16 equidistant steps N=R, G, B, Z; PS operator rgb* setrgbcolor
Fe15-3; Picture B1: Flower motif, 14 CIE-test colours, 16 grey steps (sf6); PS operators setransfer, 4 colorimage
Fe15-3; Picture D5: Script and Landolt-rings N, R, G, B, Z; PS operator rgb* setrgbcolor
Fe15-5; Picture B2: Radial gratings W=C, W=M, W=Z, W=N, W=Z; PS operator rgb* setrgbcolor
Fe15-5; Picture B6: Landolt-rings W=C, W=M; PS operator rgb* setrgbcolor
Fe15-7; Picture B3: 14 CIE-test colours and 2 × 16 grey steps; Use of PS operator ab* setrgbcolor
Fe15-7; Picture B7: Landolt-rings W=Z, W=N; PS operator rgb* setrgbcolor
Fig. 5; Test charts of ISO/IEC 15775 and ISO/IEC TR 24705 input: rgb*->olv*/rgb* setrgbcolor
Fig. B1 to B7 similar ISO/IEC-Test chart 2, olv*/rgb* interpretation output: olv*/rgb*=>cmyn6* setcmyk


www.ps.bam.de/Fe15/10L/L15e00NA.PS/ .TXT, Page 2/6; ORS20_95, L*=20_95; transfer and output
N: No Output Linearization (OL) data in File (F), Startup (S) or Device (D)
Fe15-1; Picture B6N: 16 equidistant steps N=C, W=M, W=Z, W=N; PS operator rgb* setrgbcolor
Fe15-1; Picture B7: 16 equidistant steps W=C, W=M, W=Z, W=N; PS operator rgb* setrgbcolor
Fe15-3; Picture B7N: Script and Landolt-rings W, C, M', J, Z; PS operator rgb* setrgbcolor
Fe15-3; Picture B8: Script and Landolt-rings N, C, M', J, W; PS operator rgb* setrgbcolor
Fe15-5; Picture B8N: Landolt-rings W=C, N=M'; PS operator rgb* setrgbcolor
Fe15-5; Picture B9N: Landolt-rings W=C, N=M'; PS operator rgb* setrgbcolor
Fe15-7; Picture B7N: Landolt-rings N=J, W=N; PS operator rgb* setrgbcolor
Fe15-7; Picture B7Z: Landolt-rings Z=J, W=N; PS operator rgb* setrgbcolor
Fe15-7; Picture B8N: Landolt-rings N=M', W=W; PS operator rgb* setrgbcolor
Fe15-7; Picture B8Z: Landolt-rings Z=M', W=W; PS operator rgb* setrgbcolor
Fig. 6; Test charts of ISO/IEC 15775 and ISO/IEC TR 24705 input: rgb*->olv*/rgb* setrgbcolor
Fig. B4 to B7 similar ISO/IEC-Test chart 2, olv*/rgb* interpretation output: olv*/rgb*=>cmyn6* setcmyk


Fe15E-9; CelSgs=1 colorm=0 scharf=1 scharfr=7 DEcmp=0


Fe15E-8; CelSgs=1 colorm=0 scharf=1 scharfr=4 DEcmp=0