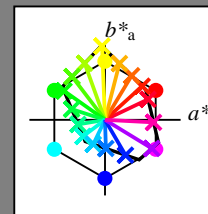


Input and output:
 Colorimetric Printer Reflective System FRS12_95a
 data for any colour:

u^*_e and number *no.* = 00 .. 15
 elementary hue text:
 $u^*_e = 16$ hues *r00j*, *r25j*, ..., *b75r*
 contrast reduction factor:
 $c_R = 0.9$

FRS12_95a; adapted (a) CIELAB data

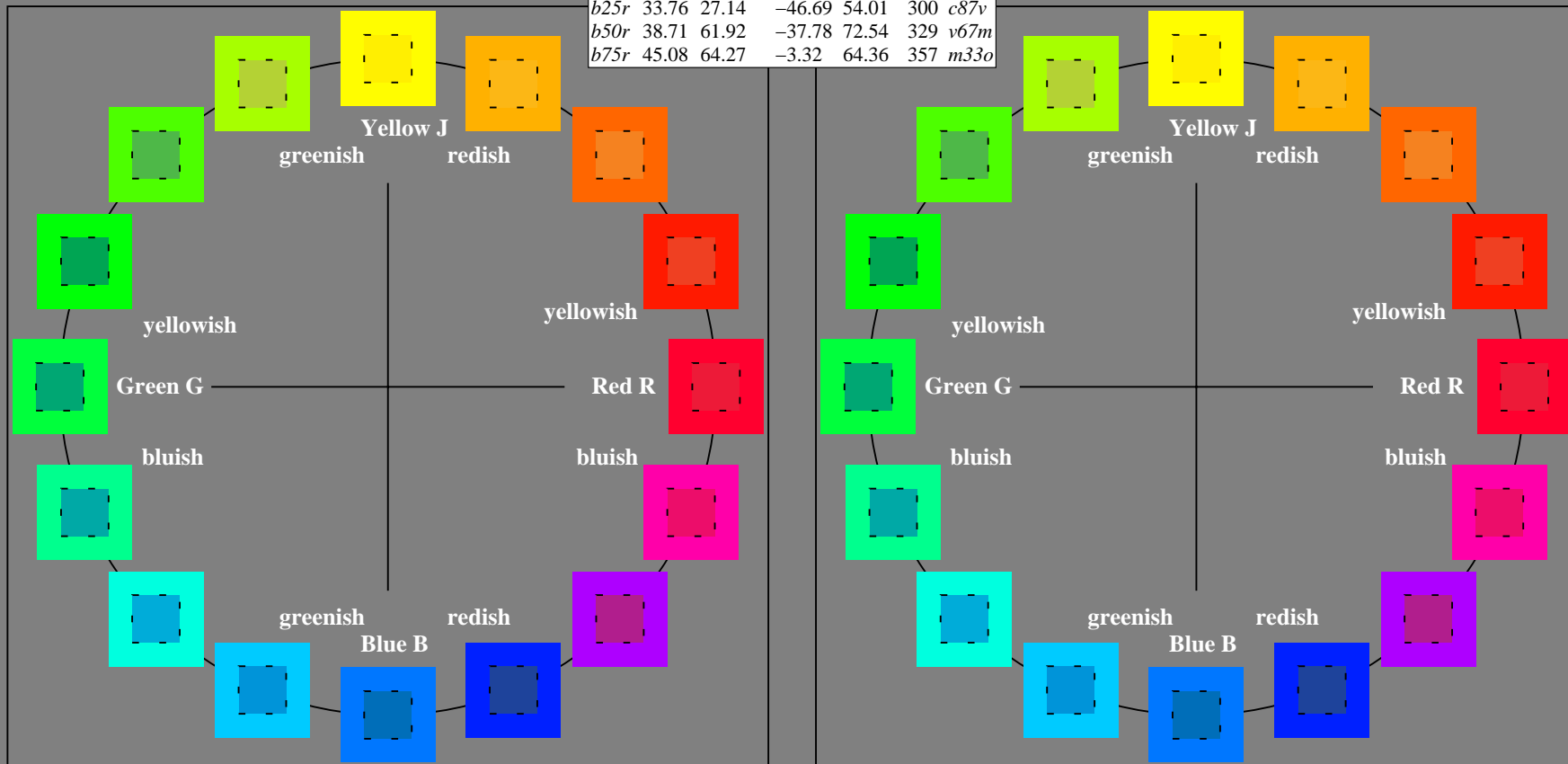
u^*_e	$L^*=L^*_a$	a^*_a	b^*_a	$C^*_{ab,a}$	$h^*_{ab,a}$	u^*_d
<i>r00j</i>	44.18	56.95	27.14	63.08	25	<i>m81o</i>
<i>r25j</i>	47.38	49.13	44.53	66.31	42	<i>o10y</i>
<i>r50j</i>	57.76	35.24	58.41	68.22	59	<i>o40y</i>
<i>r75j</i>	69.81	19.13	74.52	76.94	76	<i>o69y</i>
<i>j00g</i>	87.06	-3.94	97.58	97.66	92	<i>o98y</i>
<i>j25g</i>	72.25	-26.89	74.73	79.42	110	<i>y34l</i>
<i>j50g</i>	60.82	-43.48	57.15	71.81	127	<i>y69l</i>
<i>j75g</i>	52.51	-54.15	38.27	66.31	145	<i>l03c</i>
<i>g00b</i>	55.08	-44.06	14.13	46.27	162	<i>l23c</i>
<i>g25b</i>	57.22	-35.64	-6.03	36.15	190	<i>l55c</i>
<i>g50b</i>	58.9	-29.03	-21.86	36.34	217	<i>l87c</i>
<i>g75b</i>	54.42	-15.48	-32.25	35.77	244	<i>c20v</i>
<i>b00r</i>	46.36	1.15	-37.88	37.9	272	<i>c53v</i>
<i>b25r</i>	33.76	27.14	-46.69	54.01	300	<i>c87v</i>
<i>b50r</i>	38.71	61.92	-37.78	72.54	329	<i>v67m</i>
<i>b75r</i>	45.08	64.27	-3.32	64.36	357	<i>m33o</i>



%Gamut
 $u^*_{rel} = 88$
 %Regularity
 $g^*_{H,rel} = 31$
 $g^*_{C,rel} = 39$

FRS12_95a; adapted (a) CIELAB data

Name	$L^*=L^*_a$	a^*_a	b^*_a	$C^*_{ab,a}$	$h^*_{ab,a}$
O _{Ma}	43.8	53.91	39.75	66.98	36
Y _{Ma}	87.58	-4.65	98.29	98.4	93
L _{Ma}	51.95	-56.34	43.53	71.2	142
C _{Ma}	59.62	-26.2	-28.62	38.8	228
V _{Ma}	25.01	45.2	-52.8	69.51	311
M _{Ma}	45.88	70.67	-29.93	76.75	337
N _{Ma}	20.0	0.0	0.0	0.0	0
W _{Ma}	95.0	0.0	0.0	0.0	0
R _{CIE}	39.92	58.74	27.99	65.07	25
J _{CIE}	81.26	-2.89	71.56	71.62	92
G _{CIE}	52.23	-42.42	13.6	44.55	162
B _{CIE}	30.57	1.41	-46.47	46.49	272

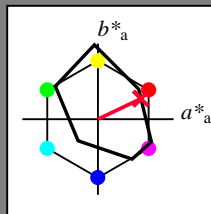


See for similar files: <http://www.ps.bam.de/Fe65/>; www.ps.bam.de/Fe.HTM
 Technical information: <http://www.ps.bam.de> Version 2.1, io=1,1, ColSpX=0

BAM registration: 20081001-Fe65/10L/L65e00NP.PDF/ .PS BAM material: code=rh4ta
 application for evaluation and measurement of printer or monitor systems

Input and output: Colorimetric Printer Reflective System FRS12_95a, L*=20_95 for relative CIELAB hue $h^* = lab^*h^* = h_{ab}/360 = 0.071$
 data for any colour:
 lab^*tch^* and lab^*icu^*

Hue texts:
 $u^*_e = r00j$ $u^*_d = m81o$
 contrast reduction factor:
 $c_R = 0.9$
 triangle lightness t^*



FRS12_95a; adapted (a) CIELAB data						
	u^*_e	$L^*=L^*_a$	a^*_a	b^*_a	$C^*_{ab,a}$	$h^*_{ab,a}$
O _{Ma}	43.8	53.91	39.75	66.98	36	
Y _{Ma}	87.58	-4.65	98.29	98.4	93	
L _{Ma}	51.95	-56.34	43.53	71.2	142	
C _{Ma}	59.62	-26.2	-28.62	38.8	228	
V _{Ma}	25.01	45.2	-52.8	69.51	311	
M _{Ma}	45.88	70.67	-29.93	76.75	337	
N _{Ma}	20.0	0.0	0.0	0.0	0	
W _{Ma}	95.0	0.0	0.0	0.0	0	
R _{Ma}	39.92	58.74	27.99	65.07	25	
J _{Ma}	81.26	-2.89	71.56	71.62	92	
G _{Ma}	52.23	-42.42	13.6	44.55	162	
B _{Ma}	30.57	1.41	-46.47	46.49	272	

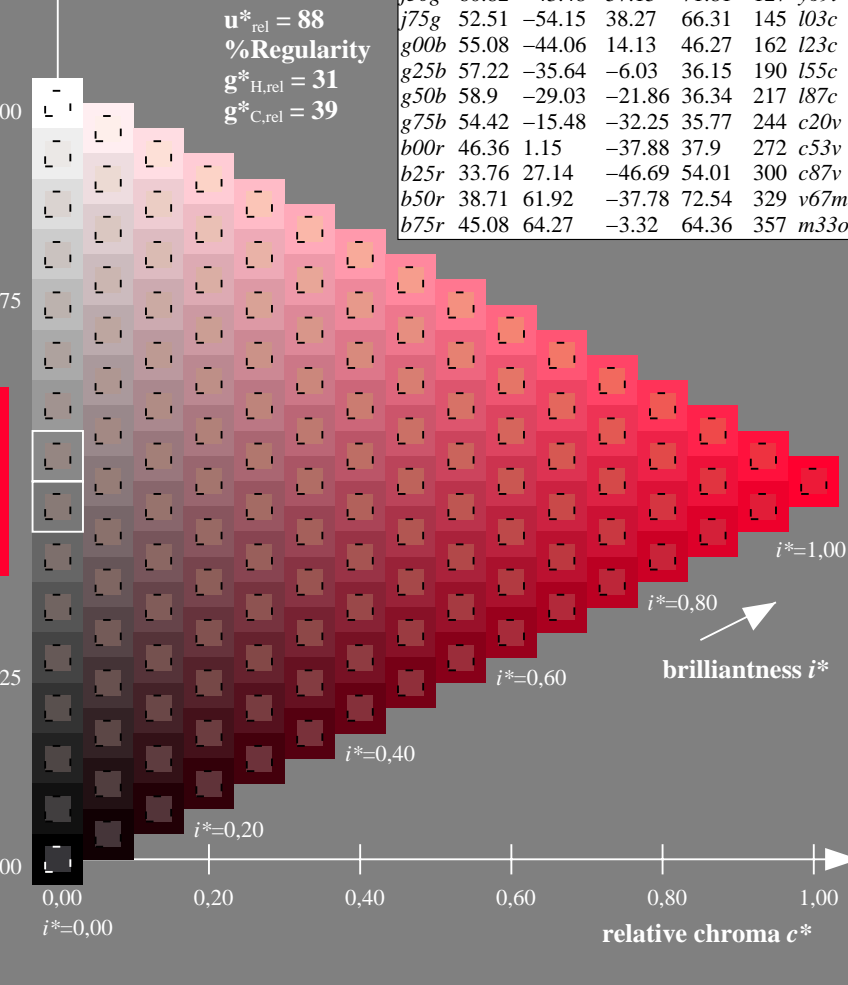
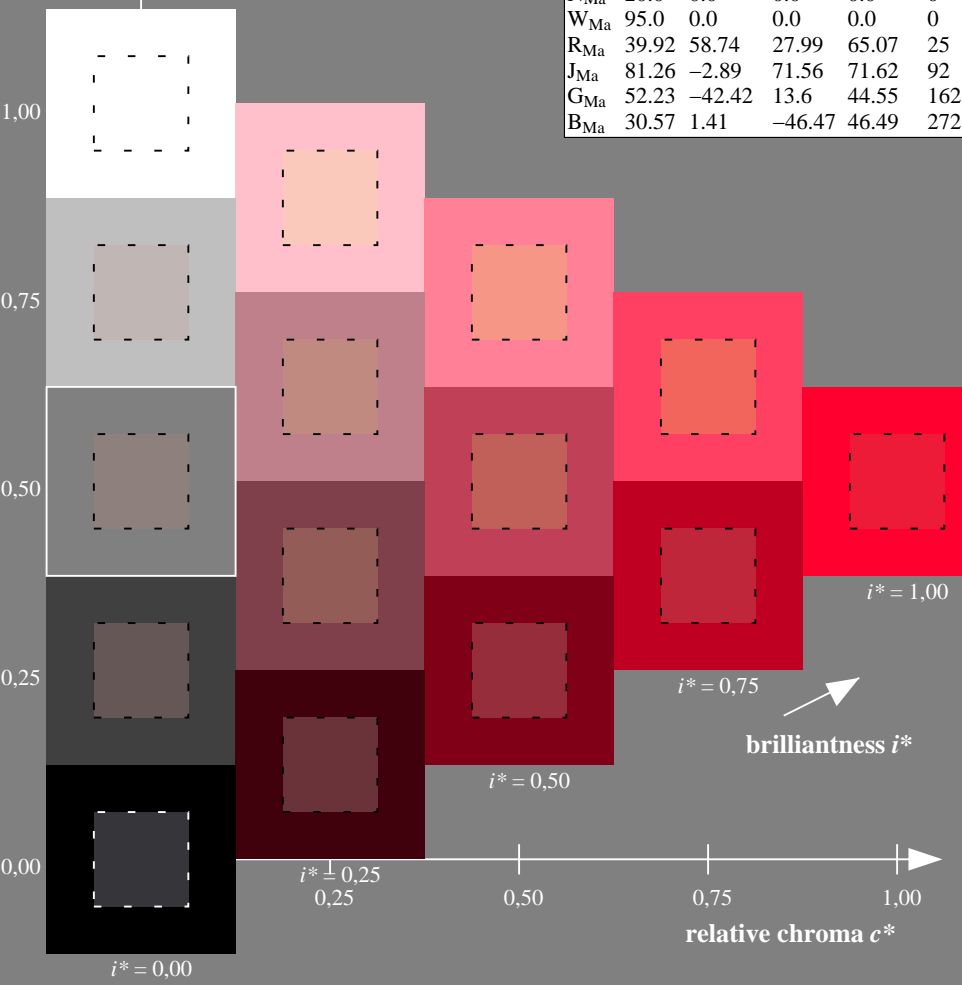
Data for maximum colour (Ma):

$LAB^*LAB^*_{Ma}$: 44 57 27
 $LAB^*LCH^*_{Ma}$: 44 63 25
 $lab^*rgb^*_{Ma}$: 1.0 0.0 0.0
 $lab^*olv^*_{Ma}$: 1.0 0.0 0.18

FRS12_95a; adapted (a) CIELAB data							
	u^*_e	$L^*=L^*_a$	a^*_a	b^*_a	$C^*_{ab,a}$	$h^*_{ab,a}$	u^*_d
r00j	44.18	56.95	27.14	63.08	25	m81o	
r25j	47.38	49.13	44.53	66.31	42	o10y	
r50j	57.76	35.24	58.41	68.22	59	o40y	
r75j	69.81	19.13	74.52	76.94	76	o69y	
j00g	87.06	-3.94	97.58	97.66	92	o98y	
j25g	72.25	-26.89	74.73	79.42	110	y34l	
j50g	60.82	-43.48	57.15	71.81	127	y69l	
j75g	52.51	-54.15	38.27	66.31	145	l03c	
g00b	55.08	-44.06	14.13	46.27	162	l23c	
g25b	57.22	-35.64	-6.03	36.15	190	l55c	
g50b	58.9	-29.03	-21.86	36.34	217	l87c	
g75b	54.42	-15.48	-32.25	35.77	244	c20c	
b00r	46.36	1.15	-37.88	37.9	272	c53v	
b25r	33.76	27.14	-46.69	54.01	300	c87v	
b50r	38.71	61.92	-37.78	72.54	329	v67m	
b75r	45.08	64.27	-3.32	64.36	357	m33o	

triangle lightness t^*

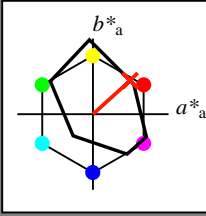
%Gamut
 $u^*_{rel} = 88$
 %Regularity
 $g^*_{H,rel} = 31$
 $g^*_{C,rel} = 39$



See for similar files: <http://www.ps.bam.de/Fe65/>;
 Technical information: <http://www.ps.bam.de>
 Version 2.1, io=1,1, ColSpx=0

BAM registration: 20081001-Fe65/10L/L65e00NP.PDF/ .PS
 application for evaluation and measurement of printer or monitor systems
 BAM material: code=rhadata

Input and output: Colorimetric Printer Reflective System FRS12_95a, L*=20_95 for relative CIELAB hue $h^* = lab^*h^* = h_{ab}/360 = 0.117$
 data for any colour:
 lab^*tch^* and lab^*icu^*
 Hue texts:
 $u^*_e = r25j$ $u^*_d = o10y$
 contrast reduction factor:
 $c_R = 0.9$
 triangle lightness t^*



FRS12_95a; adapted (a) CIELAB data						
	u^*_e	$L^*=L^*_a$	a^*_a	b^*_a	$C^*_{ab,a}$	$h^*_{ab,a}$
O _{Ma}	43.8	53.91	39.75	66.98	36	
Y _{Ma}	87.58	-4.65	98.29	98.4	93	
L _{Ma}	51.95	-56.34	43.53	71.2	142	
C _{Ma}	59.62	-26.2	-28.62	38.8	228	
V _{Ma}	25.01	45.2	-52.8	69.51	311	
M _{Ma}	45.88	70.67	-29.93	76.75	337	
N _{Ma}	20.0	0.0	0.0	0.0	0	
W _{Ma}	95.0	0.0	0.0	0.0	0	
R _{Ma}	39.92	58.74	27.99	65.07	25	
J _{Ma}	81.26	-2.89	71.56	71.62	92	
G _{Ma}	52.23	-42.42	13.6	44.55	162	
B _{Ma}	30.57	1.41	-46.47	46.49	272	

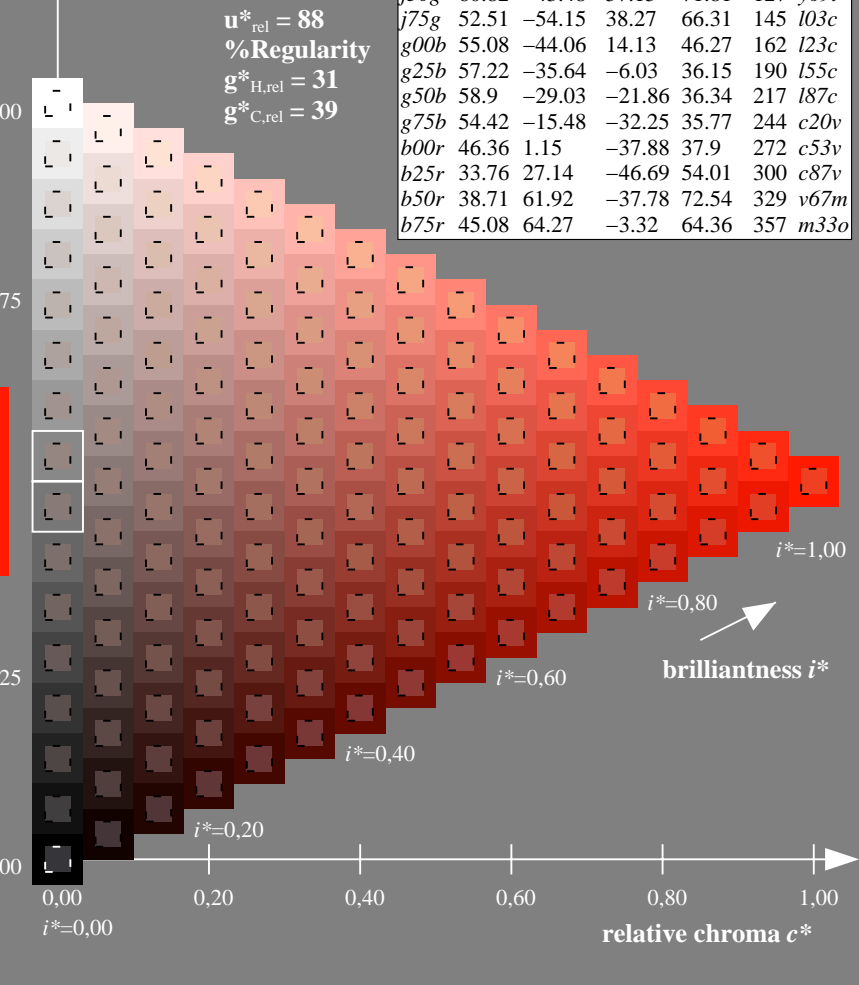
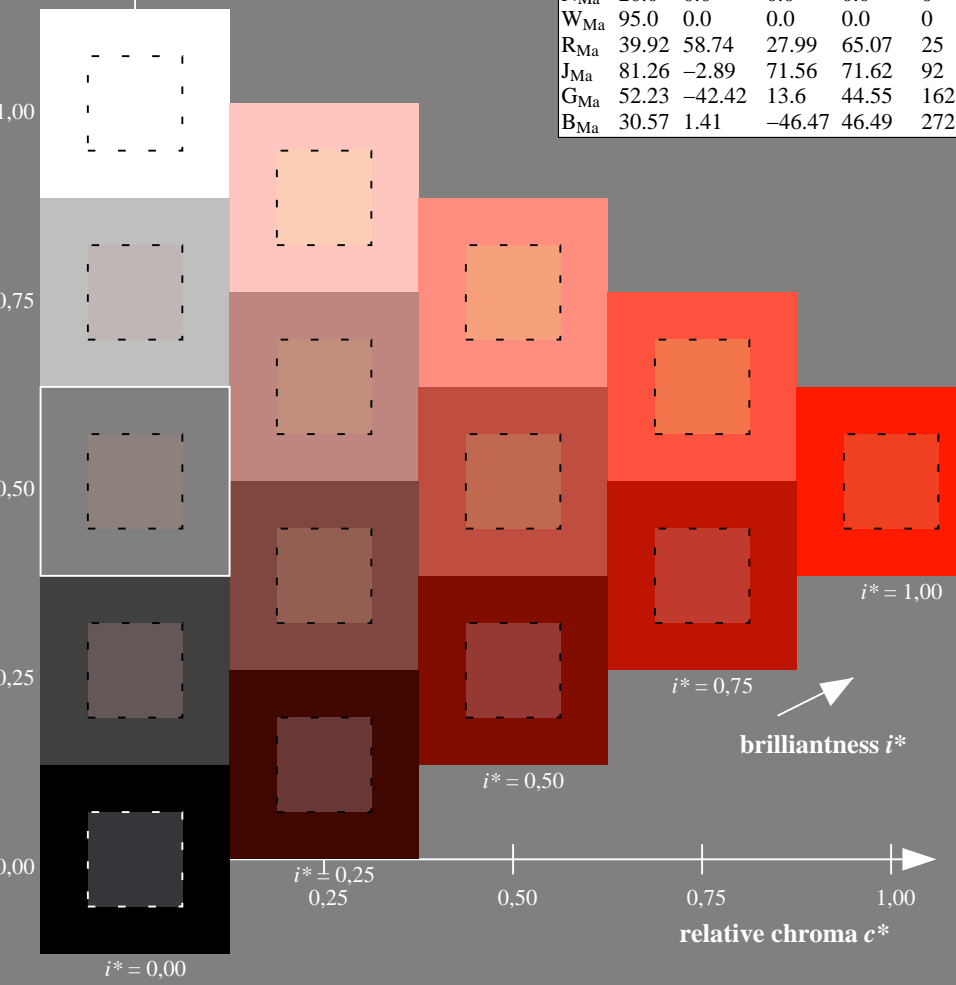
Data for maximum colour (Ma):

$LAB^*LAB^*_{Ma}$: 47 49 45
 $LAB^*LCH^*_{Ma}$: 47 66 42
 $lab^*rgb^*_{Ma}$: 1.0 0.25 0.0
 $lab^*olv^*_{Ma}$: 1.0 0.1 0.0

FRS12_95a; adapted (a) CIELAB data							
	u^*_e	$L^*=L^*_a$	a^*_a	b^*_a	$C^*_{ab,a}$	$h^*_{ab,a}$	u^*_d
r00j	44.18	56.95	27.14	63.08	25	m81o	
r25j	47.38	49.13	44.53	66.31	42	o10y	
r50j	57.76	35.24	58.41	68.22	59	o40y	
r75j	69.81	19.13	74.52	76.94	76	o69y	
j00g	87.06	-3.94	97.58	97.66	92	o98y	
j25g	72.25	-26.89	74.73	79.42	110	y34l	
j50g	60.82	-43.48	57.15	71.81	127	y69l	
j75g	52.51	-54.15	38.27	66.31	145	l03c	
g00b	55.08	-44.06	14.13	46.27	162	l23c	
g25b	57.22	-35.64	-6.03	36.15	190	l55c	
g50b	58.9	-29.03	-21.86	36.34	217	l87c	
g75b	54.42	-15.48	-32.25	35.77	244	c20c	
b00r	46.36	1.15	-37.88	37.9	272	c53v	
b25r	33.76	27.14	-46.69	54.01	300	c87v	
b50r	38.71	61.92	-37.78	72.54	329	v67m	
b75r	45.08	64.27	-3.32	64.36	357	m33o	

triangle lightness t^*

%Gamut
 $u^*_{rel} = 88$
 %Regularity
 $g^*_{H,rel} = 31$
 $g^*_{C,rel} = 39$

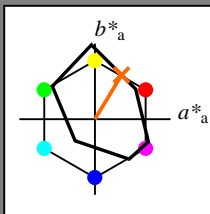


See for similar files: <http://www.ps.bam.de/Fe65/>;
 Technical information: <http://www.ps.bam.de>
 Version 2.1, io=1,1, ColSpx=0

BAM registration: 20081001-Fe65/10L/L65e00NP.PDF/ .PS
 application for evaluation and measurement of printer or monitor systems
 BAM material: code=rhadata

Input and output: Colorimetric Printer Reflective System FRS12_95a, L*=20_95 for relative CIELAB hue $h^* = lab^*h^* = h_{ab}^*/360 = 0.164$
 data for any colour:
 lab^*tch^* and lab^*icu^*

Hue texts:
 $u^*_e = r50j$ $u^*_d = o40y$
 contrast reduction factor:
 $c_R = 0.9$
 triangle lightness t^*



FRS12_95a; adapted (a) CIELAB data						
	u^*_e	$L^*=L^*_a$	a^*_a	b^*_a	$C^*_{ab,a}$	$h^*_{ab,a}$
O _{Ma}	43.8	53.91	39.75	66.98	36	
Y _{Ma}	87.58	-4.65	98.29	98.4	93	
L _{Ma}	51.95	-56.34	43.53	71.2	142	
C _{Ma}	59.62	-26.2	-28.62	38.8	228	
V _{Ma}	25.01	45.2	-52.8	69.51	311	
M _{Ma}	45.88	70.67	-29.93	76.75	337	
N _{Ma}	20.0	0.0	0.0	0.0	0	
W _{Ma}	95.0	0.0	0.0	0.0	0	
R _{Ma}	39.92	58.74	27.99	65.07	25	
J _{Ma}	81.26	-2.89	71.56	71.62	92	
G _{Ma}	52.23	-42.42	13.6	44.55	162	
B _{Ma}	30.57	1.41	-46.47	46.49	272	

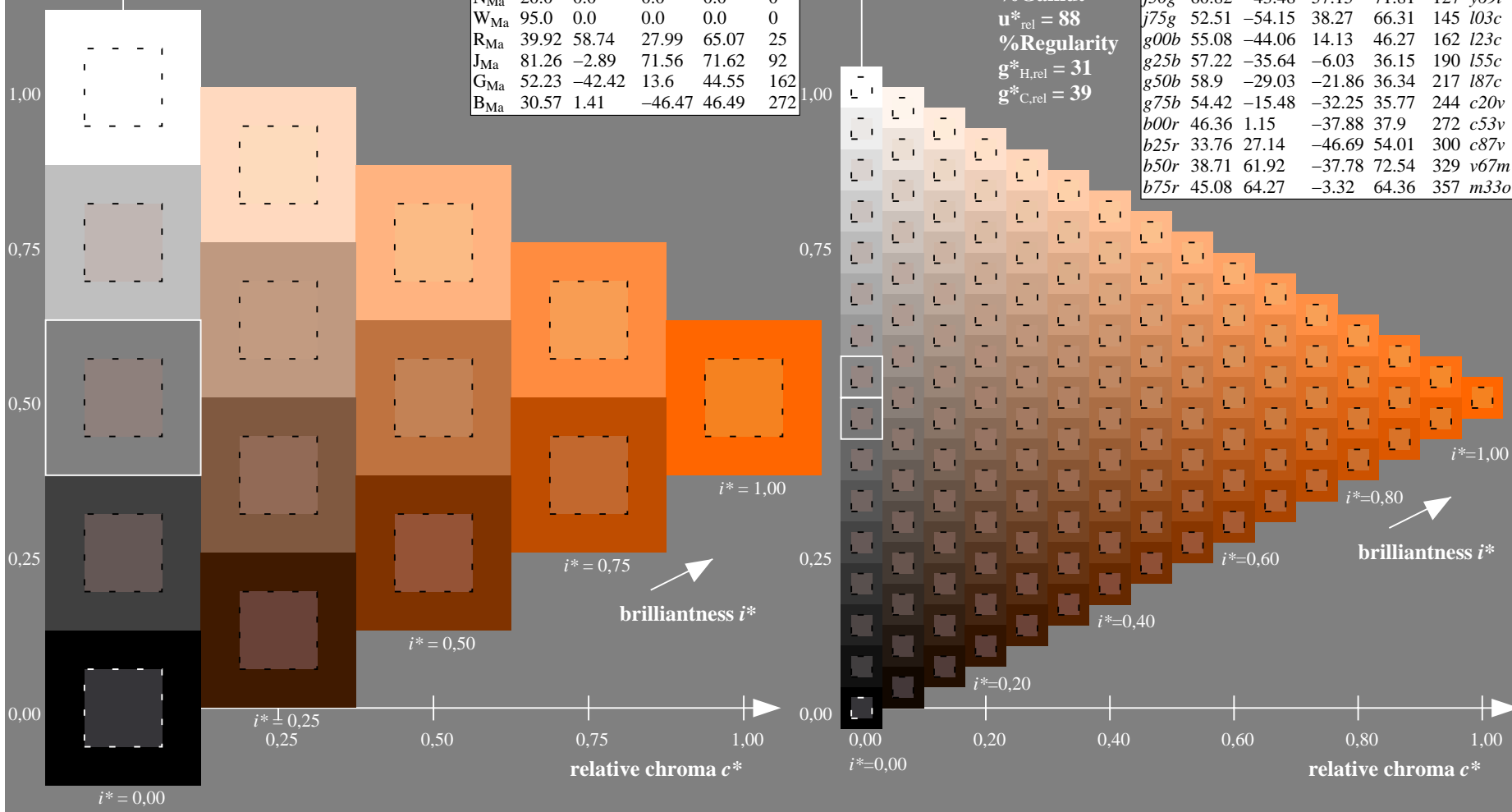
Data for maximum colour (Ma):

$LAB^*LAB^*_{Ma}$: 58 35 58
 $LAB^*LCH^*_{Ma}$: 58 68 58
 $lab^*rgb^*_{Ma}$: 1.0 0.5 0.0
 $lab^*olv^*_{Ma}$: 1.0 0.4 0.0

FRS12_95a; adapted (a) CIELAB data							
	u^*_e	$L^*=L^*_a$	a^*_a	b^*_a	$C^*_{ab,a}$	$h^*_{ab,a}$	u^*_d
r00j	44.18	56.95	27.14	63.08	25	m81o	
r25j	47.38	49.13	44.53	66.31	42	o10y	
r50j	57.76	35.24	58.41	68.22	59	o40y	
r75j	69.81	19.13	74.52	76.94	76	o69y	
j00g	87.06	-3.94	97.58	97.66	92	o98y	
j25g	72.25	-26.89	74.73	79.42	110	y34l	
j50g	60.82	-43.48	57.15	71.81	127	y69l	
j75g	52.51	-54.15	38.27	66.31	145	l03c	
g00b	55.08	-44.06	14.13	46.27	162	l23c	
g25b	57.22	-35.64	-6.03	36.15	190	l55c	
g50b	58.9	-29.03	-21.86	36.34	217	l87c	
g75b	54.42	-15.48	-32.25	35.77	244	c20v	
b00r	46.36	1.15	-37.88	37.9	272	c53v	
b25r	33.76	27.14	-46.69	54.01	300	c87v	
b50r	38.71	61.92	-37.78	72.54	329	v67m	
b75r	45.08	64.27	-3.32	64.36	357	m33o	

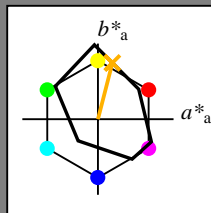
triangle lightness t^*

%Gamut
 $u^*_{rel} = 88$
 %Regularity
 $g^*_{H,rel} = 31$
 $g^*_{C,rel} = 39$



Input and output: Colorimetric Printer Reflective System FRS12_95a, L*=20_95 for relative CIELAB hue $h^* = lab^*h^* = h_{ab}^*/360 = 0.21$
 data for any colour:
 lab^*tch^* and lab^*icu^*

Hue texts:
 $u^*_e = r75j$ $u^*_d = o69y$
 contrast reduction factor:
 $c_R = 0.9$
 triangle lightness t^*



FRS12_95a; adapted (a) CIELAB data						
	u^*_e	$L^*=L^*_a$	a^*_a	b^*_a	$C^*_{ab,a}$	$h^*_{ab,a}$
O _{Ma}	43.8	53.91	39.75	66.98	36	
Y _{Ma}	87.58	-4.65	98.29	98.4	93	
L _{Ma}	51.95	-56.34	43.53	71.2	142	
C _{Ma}	59.62	-26.2	-28.62	38.8	228	
V _{Ma}	25.01	45.2	-52.8	69.51	311	
M _{Ma}	45.88	70.67	-29.93	76.75	337	
N _{Ma}	20.0	0.0	0.0	0.0	0	
W _{Ma}	95.0	0.0	0.0	0.0	0	
R _{Ma}	39.92	58.74	27.99	65.07	25	
J _{Ma}	81.26	-2.89	71.56	71.62	92	
G _{Ma}	52.23	-42.42	13.6	44.55	162	
B _{Ma}	30.57	1.41	-46.47	46.49	272	

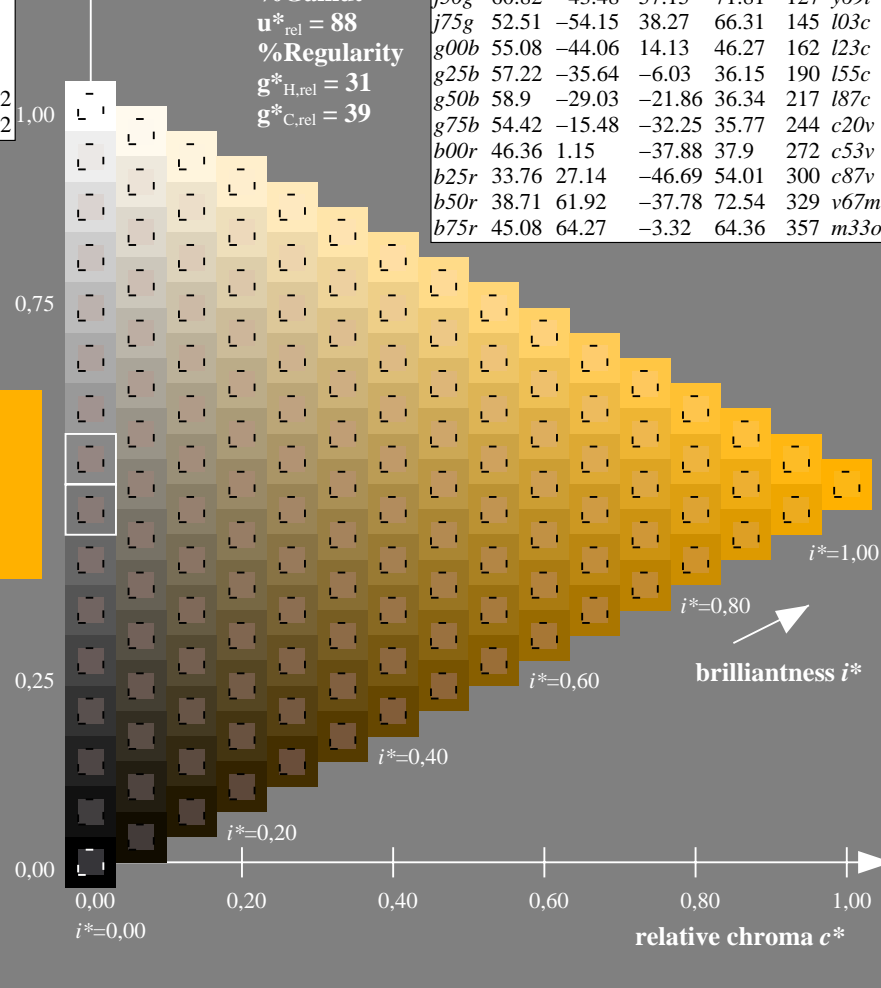
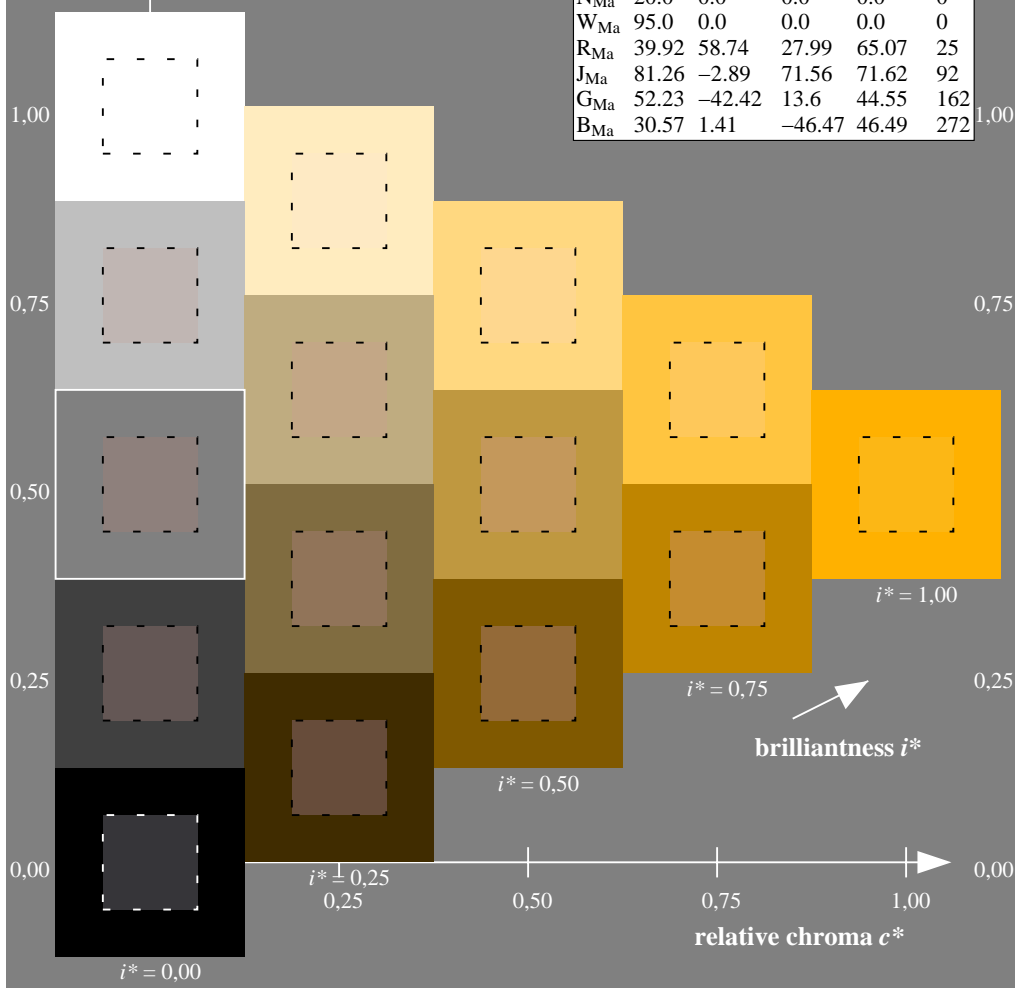
Data for maximum colour (Ma):

$LAB^*LAB^*_{Ma}$: 70 19 75
 $LAB^*LCH^*_{Ma}$: 70 77 75
 $lab^*rgb^*_{Ma}$: 1.0 0.75 0.0
 $lab^*olv^*_{Ma}$: 1.0 0.7 0.0

FRS12_95a; adapted (a) CIELAB data							
	u^*_e	$L^*=L^*_a$	a^*_a	b^*_a	$C^*_{ab,a}$	$h^*_{ab,a}$	u^*_d
r00j	44.18	56.95	27.14	63.08	25	m81o	
r25j	47.38	49.13	44.53	66.31	42	o10y	
r50j	57.76	35.24	58.41	68.22	59	o40y	
r75j	69.81	19.13	74.52	76.94	76	o69y	
j00g	87.06	-3.94	97.58	97.66	92	o98y	
j25g	72.25	-26.89	74.73	79.42	110	y34l	
j50g	60.82	-43.48	57.15	71.81	127	y69l	
j75g	52.51	-54.15	38.27	66.31	145	l03c	
g00b	55.08	-44.06	14.13	46.27	162	l23c	
g25b	57.22	-35.64	-6.03	36.15	190	l55c	
g50b	58.9	-29.03	-21.86	36.34	217	l87c	
g75b	54.42	-15.48	-32.25	35.77	244	c20c	
b00r	46.36	1.15	-37.88	37.9	272	c53v	
b25r	33.76	27.14	-46.69	54.01	300	c87v	
b50r	38.71	61.92	-37.78	72.54	329	v67m	
b75r	45.08	64.27	-3.32	64.36	357	m33o	

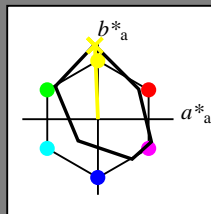
triangle lightness t^*

%Gamut
 $u^*_{rel} = 88$
 %Regularity
 $g^*_{H,rel} = 31$
 $g^*_{C,rel} = 39$



Input and output: Colorimetric Printer Reflective System FRS12_95a, L*=20_95 for relative CIELAB hue $h^* = lab^*h^* = h_{ab}^*/360 = 0.256$
 data for any colour:
 lab^*tch^* and lab^*icu^*

Hue texts:
 $u^*_e = j00g$ $u^*_d = o98y$
 contrast reduction factor:
 $c_R = 0.9$
 triangle lightness t^*



FRS12_95a; adapted (a) CIELAB data						
	u^*_e	$L^*=L^*_a$	a^*_a	b^*_a	$C^*_{ab,a}$	$h^*_{ab,a}$
O _{Ma}	43.8	53.91	39.75	66.98	36	
Y _{Ma}	87.58	-4.65	98.29	98.4	93	
L _{Ma}	51.95	-56.34	43.53	71.2	142	
C _{Ma}	59.62	-26.2	-28.62	38.8	228	
V _{Ma}	25.01	45.2	-52.8	69.51	311	
M _{Ma}	45.88	70.67	-29.93	76.75	337	
N _{Ma}	20.0	0.0	0.0	0.0	0	
W _{Ma}	95.0	0.0	0.0	0.0	0	
R _{Ma}	39.92	58.74	27.99	65.07	25	
J _{Ma}	81.26	-2.89	71.56	71.62	92	
G _{Ma}	52.23	-42.42	13.6	44.55	162	
B _{Ma}	30.57	1.41	-46.47	46.49	272	

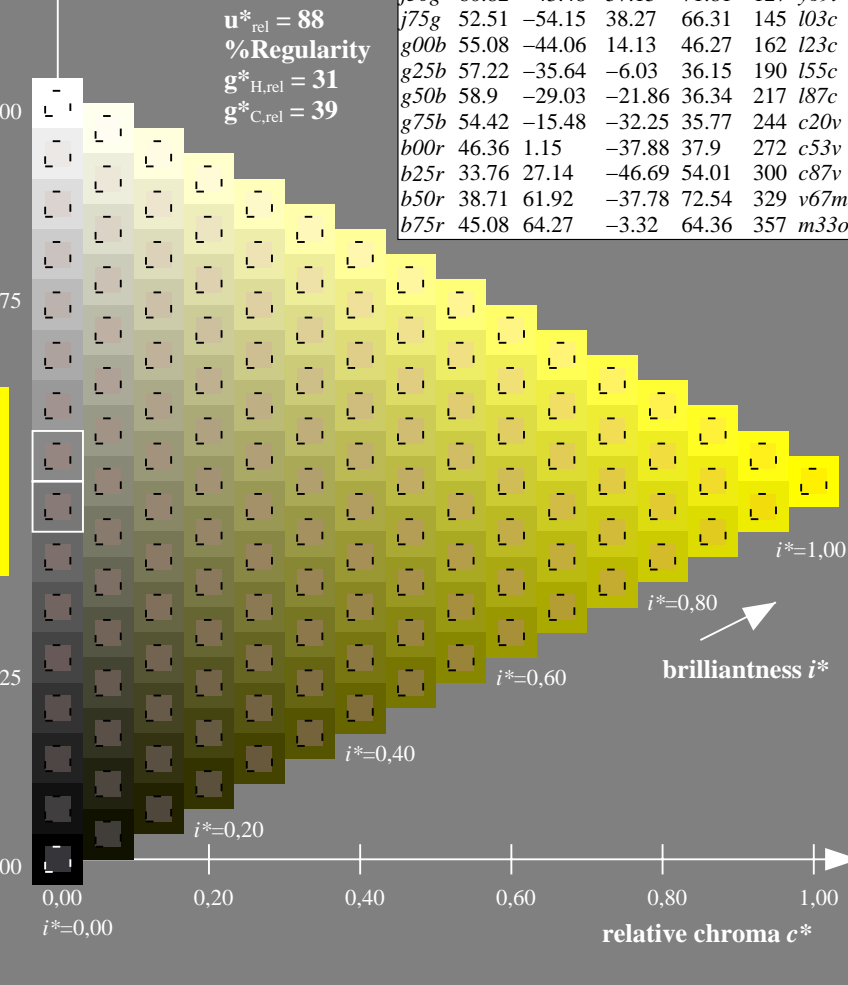
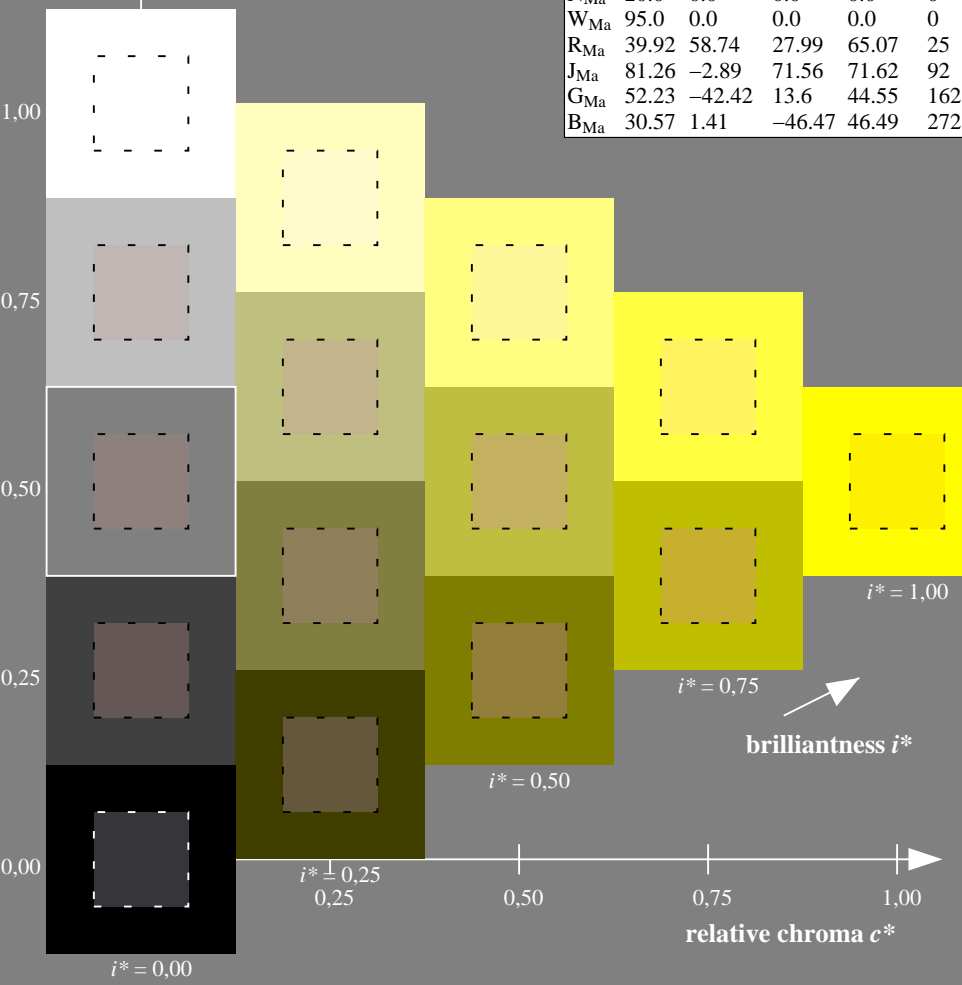
Data for maximum colour (Ma):

$LAB^*LAB^*_{Ma}$: 87 -4 98
 $LAB^*LCH^*_{Ma}$: 87 98 92
 $lab^*rgb^*_{Ma}$: 1.0 1.0 0.0
 $lab^*olv^*_{Ma}$: 1.0 0.99 0.0

FRS12_95a; adapted (a) CIELAB data							
	u^*_e	$L^*=L^*_a$	a^*_a	b^*_a	$C^*_{ab,a}$	$h^*_{ab,a}$	u^*_d
r00j	44.18	56.95	27.14	63.08	25		m81o
r25j	47.38	49.13	44.53	66.31	42		o10y
r50j	57.76	35.24	58.41	68.22	59		o40y
r75j	69.81	19.13	74.52	76.94	76		o69y
j00g	87.06	-3.94	97.58	97.66	92		o98y
j25g	72.25	-26.89	74.73	79.42	110		y34l
j50g	60.82	-43.48	57.15	71.81	127		y69l
j75g	52.51	-54.15	38.27	66.31	145		l03c
g00b	55.08	-44.06	14.13	46.27	162		l23c
g25b	57.22	-35.64	-6.03	36.15	190		l55c
g50b	58.9	-29.03	-21.86	36.34	217		l87c
g75b	54.42	-15.48	-32.25	35.77	244		c20v
b00r	46.36	1.15	-37.88	37.9	272		c53v
b25r	33.76	27.14	-46.69	54.01	300		c87v
b50r	38.71	61.92	-37.78	72.54	329		v67m
b75r	45.08	64.27	-3.32	64.36	357		m33o

triangle lightness t^*

%Gamut
 $u^*_{rel} = 88$
 %Regularity
 $g^*_{H,rel} = 31$
 $g^*_{C,rel} = 39$



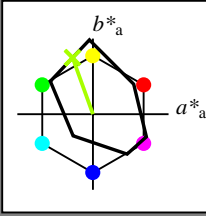
See for similar files: <http://www.ps.bam.de/Fe65/>; www.ps.bam.de/Fe65/
 Technical information: <http://www.ps.bam.de> Version 2.1, io=1,1, ColSpx=0

BAM registration: 20081001-Fe65/10L/L65e00NP.PDF/ .PS BAM material: code=rh4ta
 application for evaluation and measurement of printer or monitor systems

Input and output: Colorimetric Printer Reflective System FRS12_95a, L*=20_95 for relative CIELAB hue $h^* = lab^*h^* = h_{ab}/360 = 0.305$

$u^*_e = j25g$

data for any colour:
 lab^*tch^* and lab^*icu^*
 Hue texts:
 $u^*_e = j25g$ $u^*_d = y34l$
 contrast reduction factor:
 $c_R = 0.9$
 triangle lightness t^*



FRS12_95a; adapted (a) CIELAB data						
	u^*_e	$L^*=L^*_a$	a^*_a	b^*_a	$C^*_{ab,a}$	$h^*_{ab,a}$
O _{Ma}	43.8	53.91	39.75	66.98	36	
Y _{Ma}	87.58	-4.65	98.29	98.4	93	
L _{Ma}	51.95	-56.34	43.53	71.2	142	
C _{Ma}	59.62	-26.2	-28.62	38.8	228	
V _{Ma}	25.01	45.2	-52.8	69.51	311	
M _{Ma}	45.88	70.67	-29.93	76.75	337	
N _{Ma}	20.0	0.0	0.0	0.0	0	
W _{Ma}	95.0	0.0	0.0	0.0	0	
R _{Ma}	39.92	58.74	27.99	65.07	25	
J _{Ma}	81.26	-2.89	71.56	71.62	92	
G _{Ma}	52.23	-42.42	13.6	44.55	162	
B _{Ma}	30.57	1.41	-46.47	46.49	272	

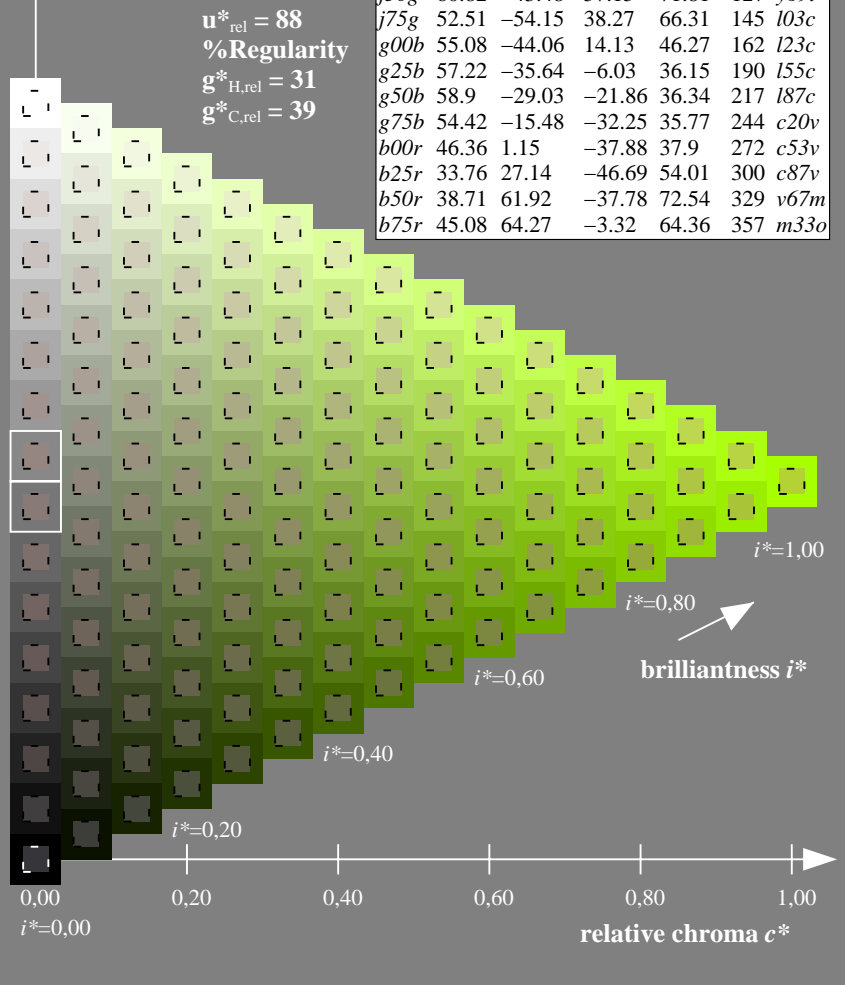
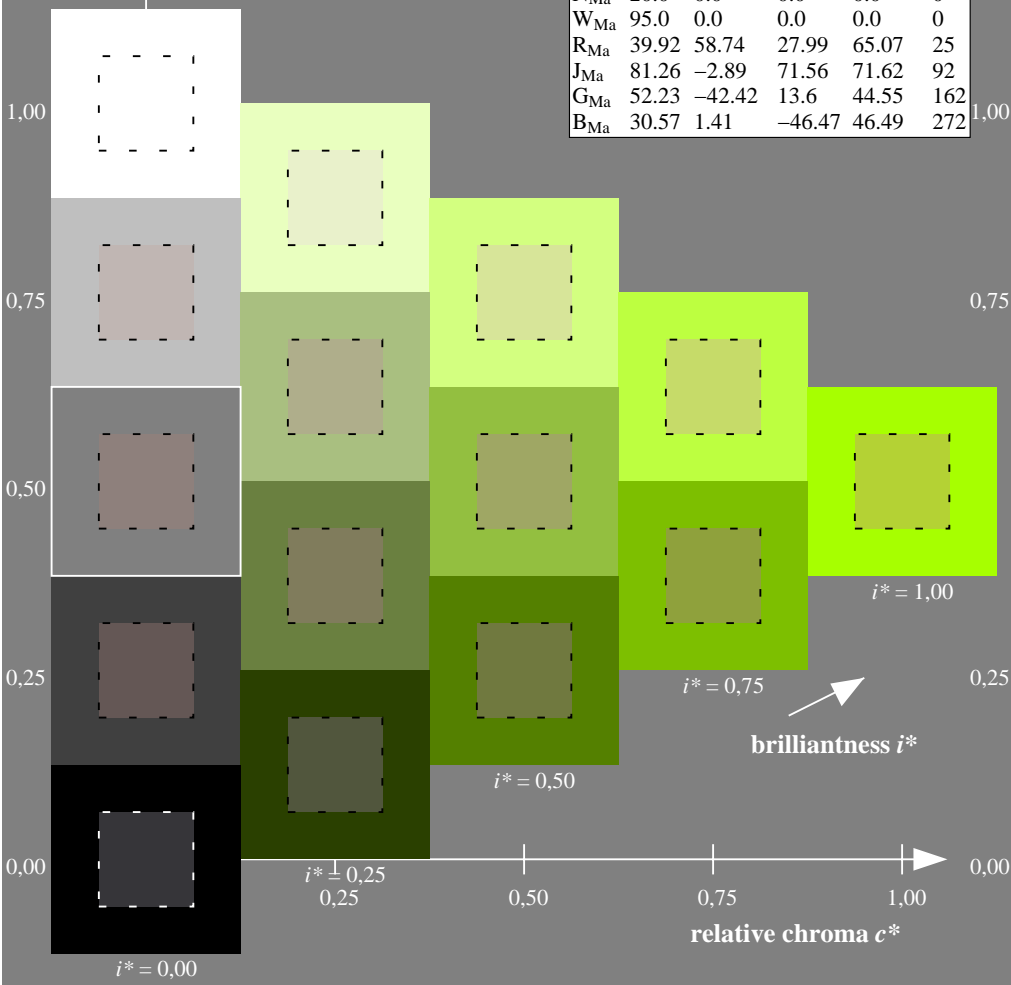
Data for maximum colour (Ma):

$LAB^*LAB^*_{Ma}$: 72 -27 75
 $LAB^*LCH^*_{Ma}$: 72 79 109
 $lab^*rgb^*_{Ma}$: 0.75 1.0 0.0
 $lab^*olv^*_{Ma}$: 0.66 1.0 0.0

FRS12_95a; adapted (a) CIELAB data							
	u^*_e	$L^*=L^*_a$	a^*_a	b^*_a	$C^*_{ab,a}$	$h^*_{ab,a}$	u^*_d
r00j	44.18	56.95	27.14	63.08	25	m81o	
r25j	47.38	49.13	44.53	66.31	42	o10y	
r50j	57.76	35.24	58.41	68.22	59	o40y	
r75j	69.81	19.13	74.52	76.94	76	o69y	
j00g	87.06	-3.94	97.58	97.66	92	o98y	
j25g	72.25	-26.89	74.73	79.42	110	y34l	
j50g	60.82	-43.48	57.15	71.81	127	y69l	
j75g	52.51	-54.15	38.27	66.31	145	l03c	
g00b	55.08	-44.06	14.13	46.27	162	l23c	
g25b	57.22	-35.64	-6.03	36.15	190	l55c	
g50b	58.9	-29.03	-21.86	36.34	217	l87c	
g75b	54.42	-15.48	-32.25	35.77	244	c20c	
b00r	46.36	1.15	-37.88	37.9	272	c53v	
b25r	33.76	27.14	-46.69	54.01	300	c87v	
b50r	38.71	61.92	-37.78	72.54	329	v67m	
b75r	45.08	64.27	-3.32	64.36	357	m33o	

triangle lightness t^*

%Gamut
 $u^*_{rel} = 88$
 %Regularity
 $g^*_{H,rel} = 31$
 $g^*_{C,rel} = 39$



See for similar files: <http://www.ps.bam.de/Fe65/>; <http://www.ps.bam.de/Fe65/Version2.1,io=1,1,Colspx=0>

BAM registration: 20081001-Fe65/10L/L65e00NP.PDF/ .PS
 application for evaluation and measurement of printer or monitor systems
 BAM material: code=rh4ta

Input and output: Colorimetric Printer Reflective System FRS12_95a, L*=20_95 for relative CIELAB hue $h^* = lab^*h^* = h_{ab}/360 = 0.354$

$u^*_e = j50g$

data for any colour:

lab^*tch^* and lab^*icu^*

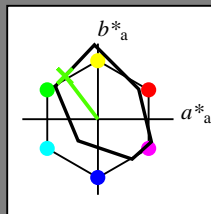
Hue texts:

$u^*_e = j50g$ $u^*_d = y69l$

contrast reduction factor:

$c_R = 0.9$

triangle lightness t^*



FRS12_95a; adapted (a) CIELAB data						
	u^*_e	$L^*=L^*_a$	a^*_a	b^*_a	$C^*_{ab,a}$	$h^*_{ab,a}$
O _{Ma}	43.8	53.91	39.75	66.98	36	
Y _{Ma}	87.58	-4.65	98.29	98.4	93	
L _{Ma}	51.95	-56.34	43.53	71.2	142	
C _{Ma}	59.62	-26.2	-28.62	38.8	228	
V _{Ma}	25.01	45.2	-52.8	69.51	311	
M _{Ma}	45.88	70.67	-29.93	76.75	337	
N _{Ma}	20.0	0.0	0.0	0.0	0	
W _{Ma}	95.0	0.0	0.0	0.0	0	
R _{Ma}	39.92	58.74	27.99	65.07	25	
J _{Ma}	81.26	-2.89	71.56	71.62	92	
G _{Ma}	52.23	-42.42	13.6	44.55	162	
B _{Ma}	30.57	1.41	-46.47	46.49	272	

Data for maximum colour (Ma):

$LAB^*LAB^*_{Ma}$: 61 -43 57

$LAB^*LCH^*_{Ma}$: 61 72 127

$lab^*rgb^*_{Ma}$: 0.5 1.0 0.0

$lab^*olv^*_{Ma}$: 0.3 1.0 0.0

triangle lightness t^*

%Gamut

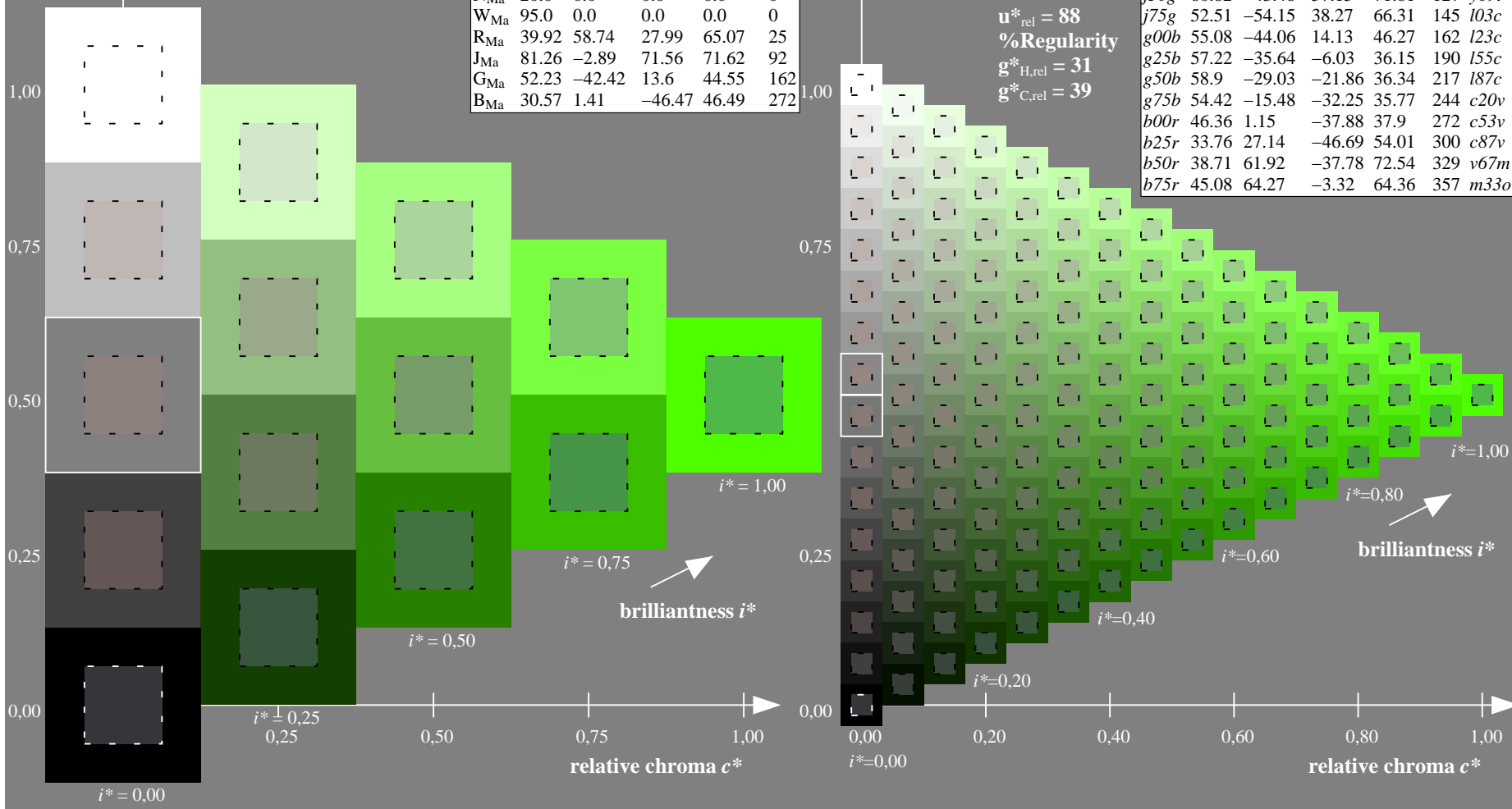
$u^*_{rel} = 88$

%Regularity

$g^*_{H,rel} = 31$

$g^*_{C,rel} = 39$

FRS12_95a; adapted (a) CIELAB data							
	u^*_e	$L^*=L^*_a$	a^*_a	b^*_a	$C^*_{ab,a}$	$h^*_{ab,a}$	u^*_d
r00j	44.18	56.95	27.14	63.08	25	m81o	
r25j	47.38	49.13	44.53	66.31	42	o10y	
r50j	57.76	35.24	58.41	68.22	59	o40y	
r75j	69.81	19.13	74.52	76.94	76	o69y	
j00g	87.06	-3.94	97.58	97.66	92	o98y	
j25g	72.25	-26.89	74.73	79.42	110	y34l	
j50g	60.82	-43.48	57.15	71.81	127	y69l	
j75g	52.51	-54.15	38.27	66.31	145	l03c	
g00b	55.08	-44.06	14.13	46.27	162	l23c	
g25b	57.22	-35.64	-6.03	36.15	190	l55c	
g50b	58.9	-29.03	-21.86	36.34	217	l87c	
g75b	54.42	-15.48	-32.25	35.77	244	c20c	
b00r	46.36	1.15	-37.88	37.9	272	c53v	
b25r	33.76	27.14	-46.69	54.01	300	c87v	
b50r	38.71	61.92	-37.78	72.54	329	v67m	
b75r	45.08	64.27	-3.32	64.36	357	m33o	

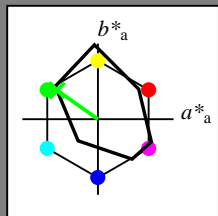


See for similar files: <http://www.ps.bam.de/Fe65/>; www.ps.bam.de/Fe65/
 Technical information: <http://www.ps.bam.de> Version 2.1, io=1,1, ColSpx=0

BAM registration: 20081001-Fe65/10L/L65e00NP.PDF/ .PS BAM material: code=rh4ta
 application for evaluation and measurement of printer or monitor systems

Input and output: Colorimetric Printer Reflective System FRS12_95a, L*=20_95 for relative CIELAB hue $h^* = lab^*h^* = h_{ab}^*/360 = 0.402$
 data for any colour:
 lab^*tch^* and lab^*icu^*

Hue texts:
 $u^*_e = j75g$ $u^*_d = i03c$
 contrast reduction factor:
 $c_R = 0.9$
 triangle lightness t^*



FRS12_95a; adapted (a) CIELAB data						
	u^*_e	$L^*=L^*_a$	a^*_a	b^*_a	$C^*_{ab,a}$	$h^*_{ab,a}$
O _{Ma}	43.8	53.91	39.75	66.98	36	
Y _{Ma}	87.58	-4.65	98.29	98.4	93	
L _{Ma}	51.95	-56.34	43.53	71.2	142	
C _{Ma}	59.62	-26.2	-28.62	38.8	228	
V _{Ma}	25.01	45.2	-52.8	69.51	311	
M _{Ma}	45.88	70.67	-29.93	76.75	337	
N _{Ma}	20.0	0.0	0.0	0.0	0	
W _{Ma}	95.0	0.0	0.0	0.0	0	
R _{Ma}	39.92	58.74	27.99	65.07	25	
J _{Ma}	81.26	-2.89	71.56	71.62	92	
G _{Ma}	52.23	-42.42	13.6	44.55	162	
B _{Ma}	30.57	1.41	-46.47	46.49	272	

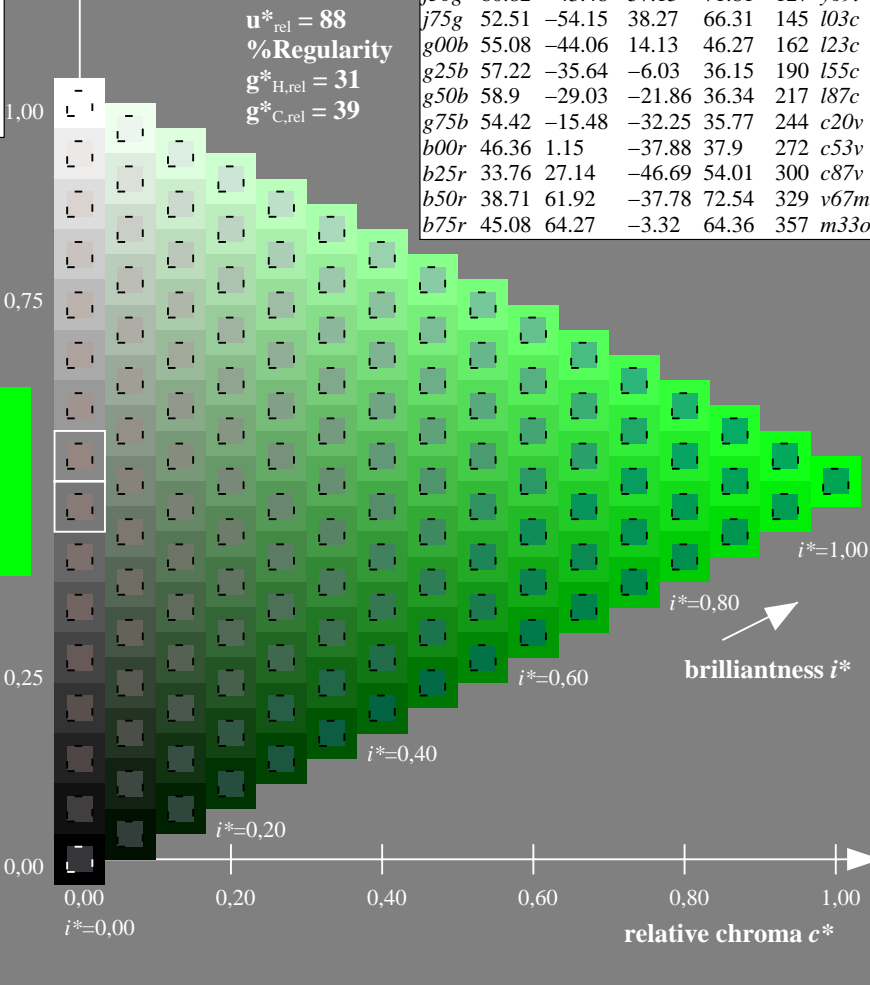

Data for maximum colour (Ma):

$LAB^*LAB^*_{Ma}$: 53 -54 38
 $LAB^*LCH^*_{Ma}$: 53 66 144
 $lab^*rgb^*_{Ma}$: 0.25 1.0 0.0
 $lab^*olv^*_{Ma}$: 0.0 1.0 0.03

FRS12_95a; adapted (a) CIELAB data							
	u^*_e	$L^*=L^*_a$	a^*_a	b^*_a	$C^*_{ab,a}$	$h^*_{ab,a}$	u^*_d
r00j	44.18	56.95	27.14	63.08	25	m81o	
r25j	47.38	49.13	44.53	66.31	42	o10y	
r50j	57.76	35.24	58.41	68.22	59	o40y	
r75j	69.81	19.13	74.52	76.94	76	o69y	
j00g	87.06	-3.94	97.58	97.66	92	o98y	
j25g	72.25	-26.89	74.73	79.42	110	y34l	
j50g	60.82	-43.48	57.15	71.81	127	y69l	
j75g	52.51	-54.15	38.27	66.31	145	i03c	
g00b	55.08	-44.06	14.13	46.27	162	i23c	
g25b	57.22	-35.64	-6.03	36.15	190	i55c	
g50b	58.9	-29.03	-21.86	36.34	217	i87c	
g75b	54.42	-15.48	-32.25	35.77	244	c20v	
b00r	46.36	1.15	-37.88	37.9	272	c53v	
b25r	33.76	27.14	-46.69	54.01	300	c87v	
b50r	38.71	61.92	-37.78	72.54	329	v67m	
b75r	45.08	64.27	-3.32	64.36	357	m33o	

triangle lightness t^*

%Gamut
 $u^*_{rel} = 88$
 %Regularity
 $g^*_{H,rel} = 31$
 $g^*_{C,rel} = 39$

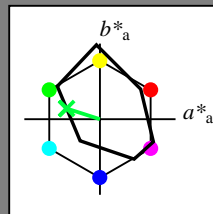


See for similar files: <http://www.ps.bam.de/Fe65/>; [www.ps.bam.de/Fe65/Version 2.1, io=1,1, Colspx=0](http://www.ps.bam.de/Fe65/Version2.1,io=1,1,Colspx=0)
 Technical information: <http://www.ps.bam.de>

BAM registration: 20081001-Fe65/10L/L65e00NP.PDF/ .PS
 application for evaluation and measurement of printer or monitor systems
 BAM material: code=rh4ta

Input and output: Colorimetric Printer Reflective System FRS12_95a, L*=20_95 for relative CIELAB hue $h^* = lab^*h^* = h_{ab}^*/360 = 0.451$
 data for any colour:
 lab^*tch^* and lab^*icu^*

Hue texts:
 $u^*_e = g00b$ $u^*_d = l23c$
 contrast reduction factor:
 $c_R = 0.9$
 triangle lightness t^*



FRS12_95a; adapted (a) CIELAB data						
	u^*_e	$L^*=L^*_a$	a^*_a	b^*_a	$C^*_{ab,a}$	$h^*_{ab,a}$
O _{Ma}	43.8	53.91	39.75	66.98	36	
Y _{Ma}	87.58	-4.65	98.29	98.4	93	
L _{Ma}	51.95	-56.34	43.53	71.2	142	
C _{Ma}	59.62	-26.2	-28.62	38.8	228	
V _{Ma}	25.01	45.2	-52.8	69.51	311	
M _{Ma}	45.88	70.67	-29.93	76.75	337	
N _{Ma}	20.0	0.0	0.0	0.0	0	
W _{Ma}	95.0	0.0	0.0	0.0	0	
R _{Ma}	39.92	58.74	27.99	65.07	25	
J _{Ma}	81.26	-2.89	71.56	71.62	92	
G _{Ma}	52.23	-42.42	13.6	44.55	162	
B _{Ma}	30.57	1.41	-46.47	46.49	272	

Data for maximum colour (Ma):

$LAB^*LAB^*_Ma$: 55 -44 14

$LAB^*LCH^*_Ma$: 55 46 162

$lab^*rgb^*_Ma$: 0.0 1.0 0.0

$lab^*olv^*_Ma$: 0.0 1.0 0.23

triangle lightness t^*

%Gamut

$u^*_{rel} = 88$

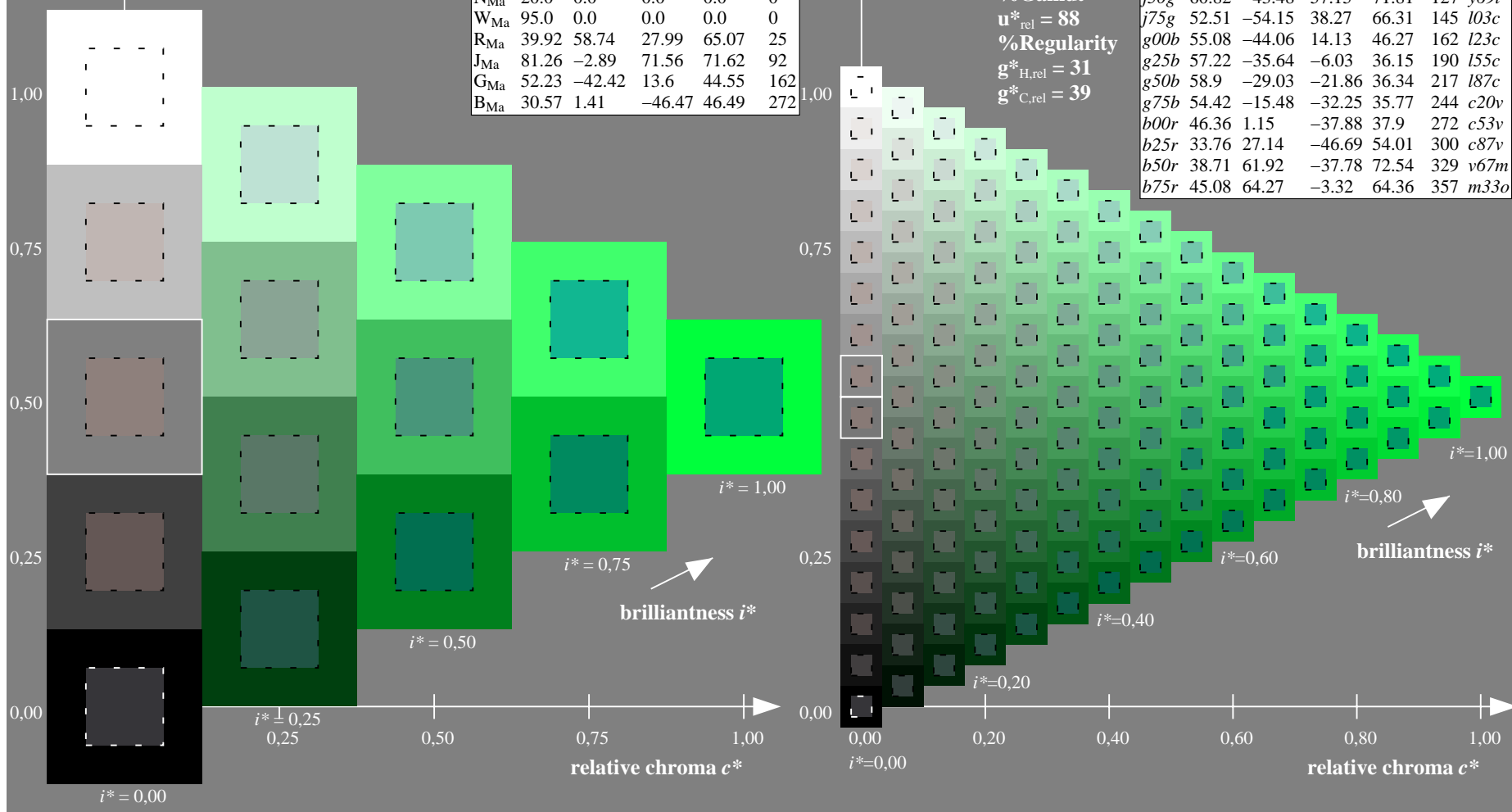
%Regularity

$g^*_{H,rel} = 31$

$g^*_{C,rel} = 39$

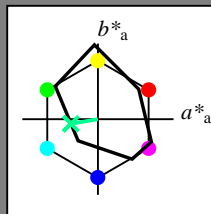
FRS12_95a; adapted (a) CIELAB data

	u^*_e	$L^*=L^*_a$	a^*_a	b^*_a	$C^*_{ab,a}$	$h^*_{ab,a}$	u^*_d
r00j	44.18	56.95	27.14	63.08	25	m81o	
r25j	47.38	49.13	44.53	66.31	42	o10y	
r50j	57.76	35.24	58.41	68.22	59	o40y	
r75j	69.81	19.13	74.52	76.94	76	o69y	
j00g	87.06	-3.94	97.58	97.66	92	o98y	
j25g	72.25	-26.89	74.73	79.42	110	y34l	
j50g	60.82	-43.48	57.15	71.81	127	y69l	
j75g	52.51	-54.15	38.27	66.31	145	l03c	
g00b	55.08	-44.06	14.13	46.27	162	l23c	
g25b	57.22	-35.64	-6.03	36.15	190	l55c	
g50b	58.9	-29.03	-21.86	36.34	217	l87c	
g75b	54.42	-15.48	-32.25	35.77	244	c20v	
b00r	46.36	1.15	-37.88	37.9	272	c53v	
b25r	33.76	27.14	-46.69	54.01	300	c87v	
b50r	38.71	61.92	-37.78	72.54	329	v67m	
b75r	45.08	64.27	-3.32	64.36	357	m33o	



Input and output: Colorimetric Printer Reflective System FRS12_95a, L*=20_95 for relative CIELAB hue $h^* = lab^*h^* = h_{ab}^*/360 = 0.527$
 data for any colour:
 lab^*tch^* and lab^*icu^*

Hue texts:
 $u^*_e = g25b$ $u^*_d = l55c$
 contrast reduction factor:
 $c_R = 0.9$
 triangle lightness t^*



FRS12_95a; adapted (a) CIELAB data

	u^*_e	$L^*=L^*_a$	a^*_a	b^*_a	$C^*_{ab,a}$	$h^*_{ab,a}$
O _{Ma}	43.8	53.91	39.75	66.98	36	
Y _{Ma}	87.58	-4.65	98.29	98.4	93	
L _{Ma}	51.95	-56.34	43.53	71.2	142	
C _{Ma}	59.62	-26.2	-28.62	38.8	228	
V _{Ma}	25.01	45.2	-52.8	69.51	311	
M _{Ma}	45.88	70.67	-29.93	76.75	337	
N _{Ma}	20.0	0.0	0.0	0.0	0	
W _{Ma}	95.0	0.0	0.0	0.0	0	
R _{Ma}	39.92	58.74	27.99	65.07	25	
J _{Ma}	81.26	-2.89	71.56	71.62	92	
G _{Ma}	52.23	-42.42	13.6	44.55	162	
B _{Ma}	30.57	1.41	-46.47	46.49	272	

Data for maximum colour (Ma):

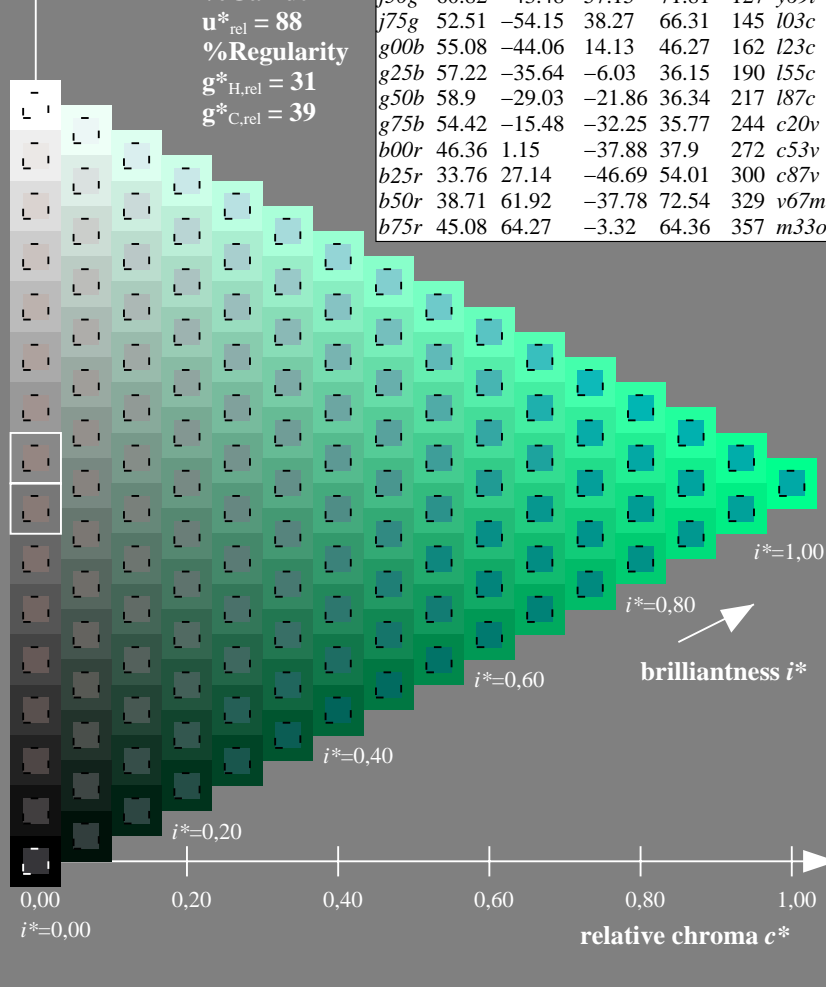
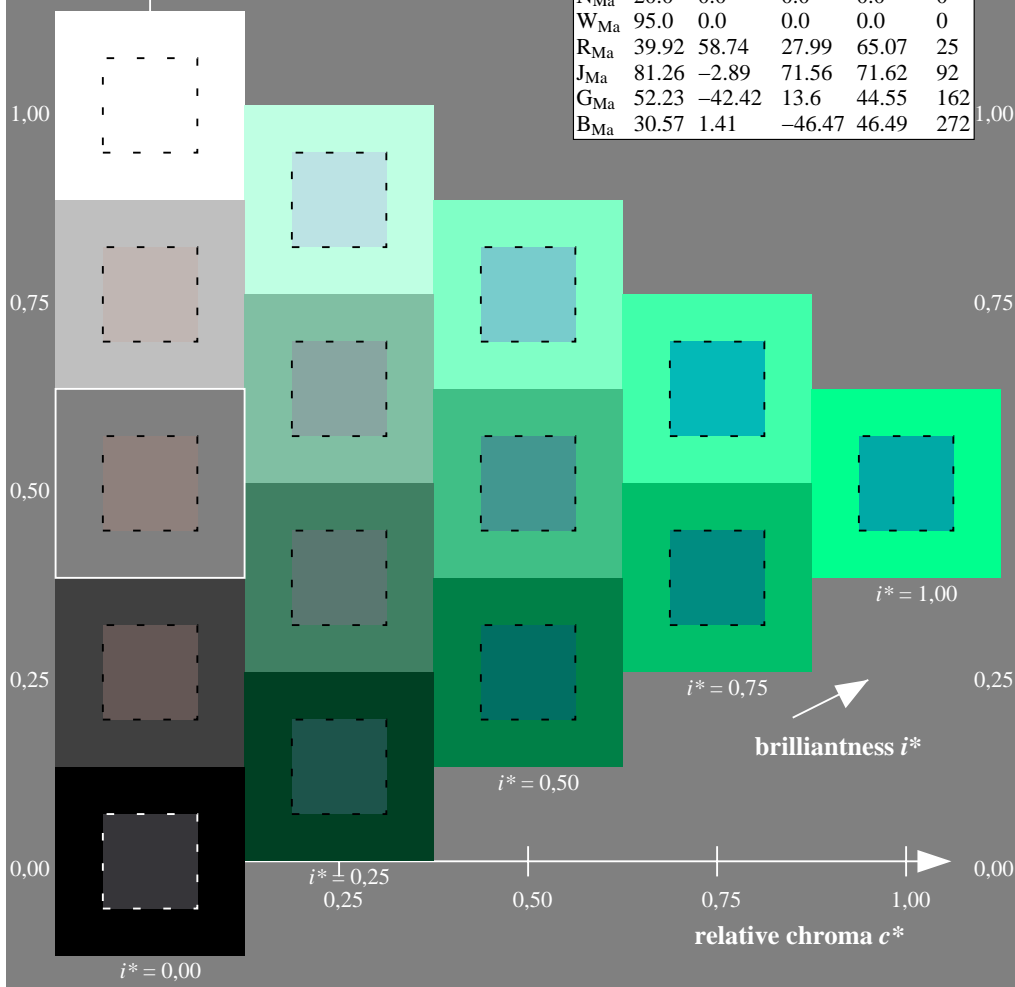
$LAB^*LAB^*_{Ma}$: 57 -36 -6
 $LAB^*LCH^*_{Ma}$: 57 36 189
 $lab^*rgb^*_{Ma}$: 0.0 1.0 0.5
 $lab^*olv^*_{Ma}$: 0.0 1.0 0.55

FRS12_95a; adapted (a) CIELAB data

	u^*_e	$L^*=L^*_a$	a^*_a	b^*_a	$C^*_{ab,a}$	$h^*_{ab,a}$	u^*_d
r00j	44.18	56.95	27.14	63.08	25	m81o	
r25j	47.38	49.13	44.53	66.31	42	o10y	
r50j	57.76	35.24	58.41	68.22	59	o40y	
r75j	69.81	19.13	74.52	76.94	76	o69y	
j00g	87.06	-3.94	97.58	97.66	92	o98y	
j25g	72.25	-26.89	74.73	79.42	110	y34l	
j50g	60.82	-43.48	57.15	71.81	127	y69l	
j75g	52.51	-54.15	38.27	66.31	145	l03c	
g00b	55.08	-44.06	14.13	46.27	162	l23c	
g25b	57.22	-35.64	-6.03	36.15	190	l55c	
g50b	58.9	-29.03	-21.86	36.34	217	l87c	
g75b	54.42	-15.48	-32.25	35.77	244	c20v	
b00r	46.36	1.15	-37.88	37.9	272	c53v	
b25r	33.76	27.14	-46.69	54.01	300	c87v	
b50r	38.71	61.92	-37.78	72.54	329	v67m	
b75r	45.08	64.27	-3.32	64.36	357	m33o	

triangle lightness t^*

%Gamut
 $u^*_{rel} = 88$
 %Regularity
 $g^*_{H,rel} = 31$
 $g^*_{C,rel} = 39$



See for similar files: <http://www.ps.bam.de/Fe65/>; www.ps.bam.de/Fe.HTM
 Technical information: <http://www.ps.bam.de> Version 2.1, io=1,1, ColSpx=0

BAM registration: 20081001-Fe65/10L/L65e00NP.PDF/ .PS BAM material: code=rh4ta
 application for evaluation and measurement of printer or monitor systems

Input and output: Colorimetric Printer Reflective System FRS12_95a, L*=20_95 for relative CIELAB hue $h^* = lab^*h^* = h_{ab}^*/360 = 0.603$

$u^*_e = g50b$

data for any colour:

lab^*tch^* and lab^*icu^*

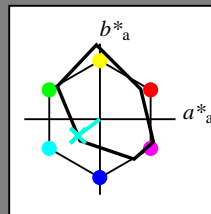
Hue texts:

$u^*_e = g50b$ $u^*_d = l87c$

contrast reduction factor:

$c_R = 0.9$

triangle lightness t^*



FRS12_95a; adapted (a) CIELAB data

	u^*_e	$L^*=L^*_a$	a^*_a	b^*_a	$C^*_{ab,a}$	$h^*_{ab,a}$
O _{Ma}	43.8	53.91	39.75	66.98	36	
Y _{Ma}	87.58	-4.65	98.29	98.4	93	
L _{Ma}	51.95	-56.34	43.53	71.2	142	
C _{Ma}	59.62	-26.2	-28.62	38.8	228	
V _{Ma}	25.01	45.2	-52.8	69.51	311	
M _{Ma}	45.88	70.67	-29.93	76.75	337	
N _{Ma}	20.0	0.0	0.0	0.0	0	
W _{Ma}	95.0	0.0	0.0	0.0	0	
R _{Ma}	39.92	58.74	27.99	65.07	25	
J _{Ma}	81.26	-2.89	71.56	71.62	92	
G _{Ma}	52.23	-42.42	13.6	44.55	162	
B _{Ma}	30.57	1.41	-46.47	46.49	272	

Data for maximum colour (Ma):

$LAB^*LAB^*_{Ma}$: 59 -29 -22

$LAB^*LCH^*_{Ma}$: 59 36 216

$lab^*rgb^*_{Ma}$: 0.0 1.0 1.0

$lab^*olv^*_{Ma}$: 0.0 1.0 0.88

triangle lightness t^*

%Gamut

$u^*_{rel} = 88$

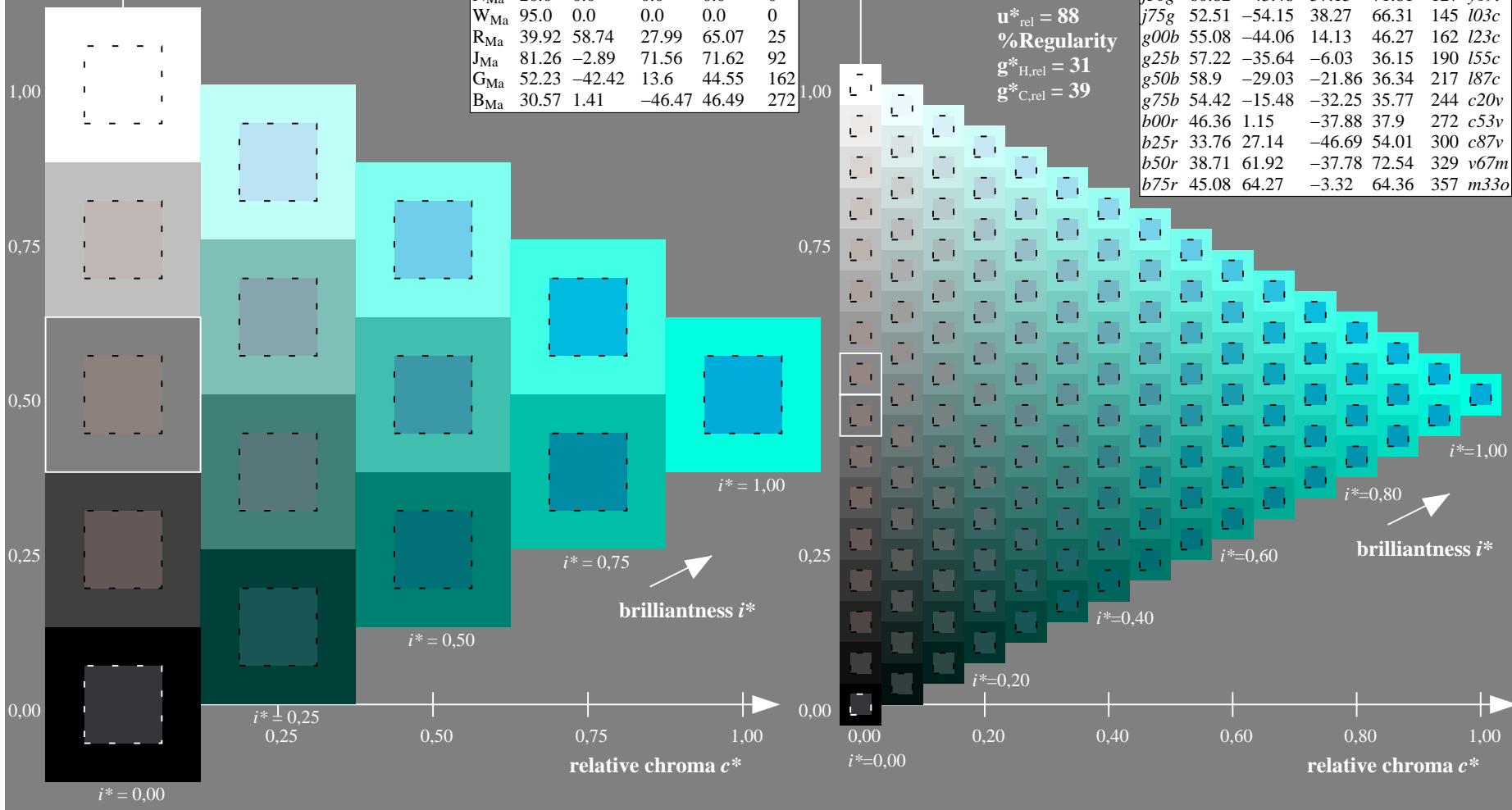
%Regularity

$g^*_{H,rel} = 31$

$g^*_{C,rel} = 39$

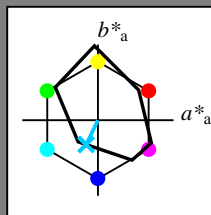
FRS12_95a; adapted (a) CIELAB data

	u^*_e	$L^*=L^*_a$	a^*_a	b^*_a	$C^*_{ab,a}$	$h^*_{ab,a}$	u^*_d
r00j	44.18	56.95	27.14	63.08	25	m81o	
r25j	47.38	49.13	44.53	66.31	42	o10y	
r50j	57.76	35.24	58.41	68.22	59	o40y	
r75j	69.81	19.13	74.52	76.94	76	o69y	
j00g	87.06	-3.94	97.58	97.66	92	o98y	
j25g	72.25	-26.89	74.73	79.42	110	y34l	
j50g	60.82	-43.48	57.15	71.81	127	y69l	
j75g	52.51	-54.15	38.27	66.31	145	l03c	
g00b	55.08	-44.06	14.13	46.27	162	l23c	
g25b	57.22	-35.64	-6.03	36.15	190	l55c	
g50b	58.9	-29.03	-21.86	36.34	217	l87c	
g75b	54.42	-15.48	-32.25	35.77	244	c20c	
b00r	46.36	1.15	-37.88	37.9	272	c53v	
b25r	33.76	27.14	-46.69	54.01	300	c87v	
b50r	38.71	61.92	-37.78	72.54	329	v67m	
b75r	45.08	64.27	-3.32	64.36	357	m33o	



Input and output: Colorimetric Printer Reflective System FRS12_95a, L*=20_95 for relative CIELAB hue $h^* = lab^*h^* = h_{ab}^*/360 = 0.679$
 data for any colour:
 lab^*tch^* and lab^*icu^*

Hue texts:
 $u^*_e = g75b$ $u^*_d = c20v$
 contrast reduction factor:
 $c_R = 0.9$
 triangle lightness t^*



FRS12_95a; adapted (a) CIELAB data

	u^*_e	$L^*=L^*_a$	a^*_a	b^*_a	$C^*_{ab,a}$	$h^*_{ab,a}$
O _{Ma}	43.8	53.91	39.75	66.98	36	
Y _{Ma}	87.58	-4.65	98.29	98.4	93	
L _{Ma}	51.95	-56.34	43.53	71.2	142	
C _{Ma}	59.62	-26.2	-28.62	38.8	228	
V _{Ma}	25.01	45.2	-52.8	69.51	311	
M _{Ma}	45.88	70.67	-29.93	76.75	337	
N _{Ma}	20.0	0.0	0.0	0.0	0	
W _{Ma}	95.0	0.0	0.0	0.0	0	
R _{Ma}	39.92	58.74	27.99	65.07	25	
J _{Ma}	81.26	-2.89	71.56	71.62	92	
G _{Ma}	52.23	-42.42	13.6	44.55	162	
B _{Ma}	30.57	1.41	-46.47	46.49	272	

Data for maximum colour (Ma):

$LAB^*LAB^*_{Ma}$: 54 -15 -32

$LAB^*LCH^*_{Ma}$: 54 36 244

$lab^*rgb^*_{Ma}$: 0.0 0.5 1.0

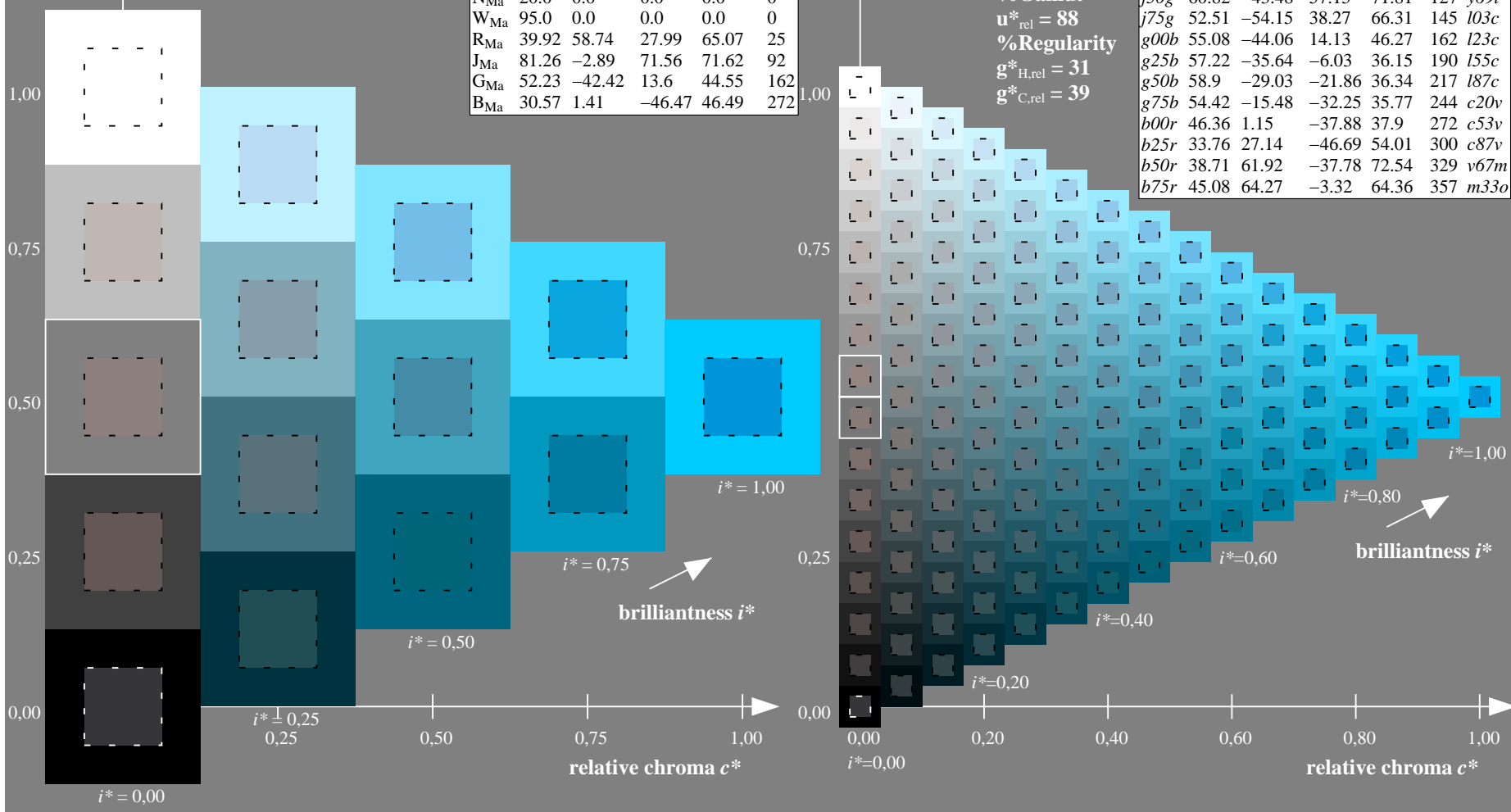
$lab^*olv^*_{Ma}$: 0.0 0.8 1.0

triangle lightness t^*

%Gamut
 $u^*_{rel} = 88$
 %Regularity
 $g^*_{H,rel} = 31$
 $g^*_{C,rel} = 39$

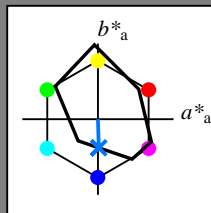
FRS12_95a; adapted (a) CIELAB data

	u^*_e	$L^*=L^*_a$	a^*_a	b^*_a	$C^*_{ab,a}$	$h^*_{ab,a}$	u^*_d
r00j	44.18	56.95	27.14	63.08	25	m81o	
r25j	47.38	49.13	44.53	66.31	42	o10y	
r50j	57.76	35.24	58.41	68.22	59	o40y	
r75j	69.81	19.13	74.52	76.94	76	o69y	
j00g	87.06	-3.94	97.58	97.66	92	o98y	
j25g	72.25	-26.89	74.73	79.42	110	y34l	
j50g	60.82	-43.48	57.15	71.81	127	y69l	
j75g	52.51	-54.15	38.27	66.31	145	l03c	
g00b	55.08	-44.06	14.13	46.27	162	l23c	
g25b	57.22	-35.64	-6.03	36.15	190	l55c	
g50b	58.9	-29.03	-21.86	36.34	217	l87c	
g75b	54.42	-15.48	-32.25	35.77	244	c20v	
b00r	46.36	1.15	-37.88	37.9	272	c53v	
b25r	33.76	27.14	-46.69	54.01	300	c87v	
b50r	38.71	61.92	-37.78	72.54	329	v67m	
b75r	45.08	64.27	-3.32	64.36	357	m33o	



Input and output: Colorimetric Printer Reflective System FRS12_95a, L*=20_95 for relative CIELAB hue $h^* = lab^*h^* = h_{ab}^*/360 = 0.755$
 data for any colour:
 lab^*tch^* and lab^*icu^*

Hue texts:
 $u^*_e = b00r$ $u^*_d = c53v$
 contrast reduction factor:
 $c_R = 0.9$
 triangle lightness t^*



FRS12_95a; adapted (a) CIELAB data						
u^*_e	$L^*=L^*_a$	a^*_a	b^*_a	$C^*_{ab,a}$	$h^*_{ab,a}$	
O _{Ma}	43.8	53.91	39.75	66.98	36	
Y _{Ma}	87.58	-4.65	98.29	98.4	93	
L _{Ma}	51.95	-56.34	43.53	71.2	142	
C _{Ma}	59.62	-26.2	-28.62	38.8	228	
V _{Ma}	25.01	45.2	-52.8	69.51	311	
M _{Ma}	45.88	70.67	-29.93	76.75	337	
N _{Ma}	20.0	0.0	0.0	0.0	0	
W _{Ma}	95.0	0.0	0.0	0.0	0	
R _{Ma}	39.92	58.74	27.99	65.07	25	
J _{Ma}	81.26	-2.89	71.56	71.62	92	
G _{Ma}	52.23	-42.42	13.6	44.55	162	
B _{Ma}	30.57	1.41	-46.47	46.49	272	

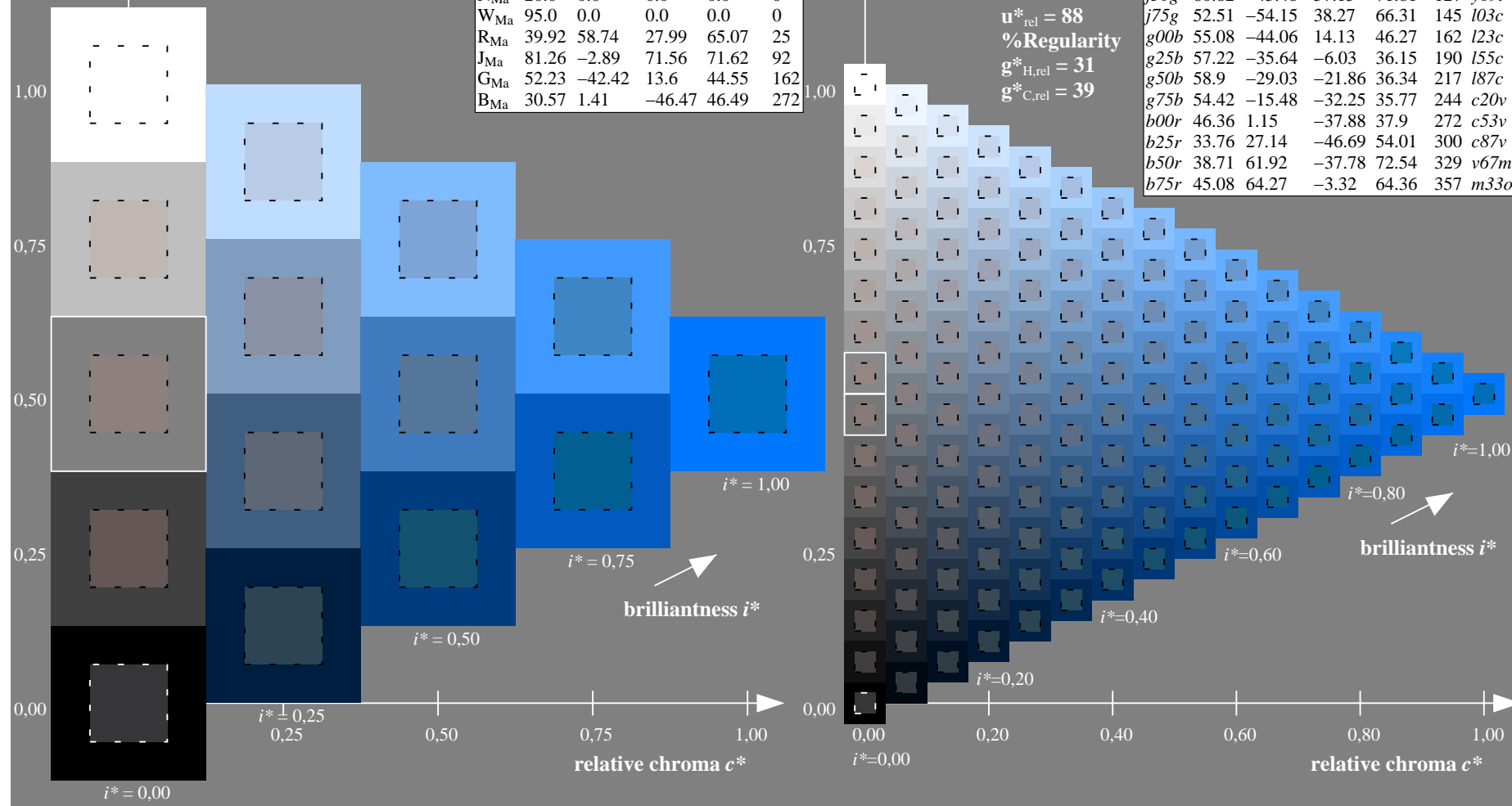
Data for maximum colour (Ma):

$LAB^*LAB^*_{Ma}$: 46 1 -38
 $LAB^*LCH^*_{Ma}$: 46 38 271
 $lab^*rgb^*_{Ma}$: 0.0 0.0 1.0
 $lab^*olv^*_{Ma}$: 0.0 0.47 1.0

FRS12_95a; adapted (a) CIELAB data							
u^*_e	$L^*=L^*_a$	a^*_a	b^*_a	$C^*_{ab,a}$	$h^*_{ab,a}$	u^*_d	
r00j	44.18	56.95	27.14	63.08	25	m81o	
r25j	47.38	49.13	44.53	66.31	42	o10y	
r50j	57.76	35.24	58.41	68.22	59	o40y	
r75j	69.81	19.13	74.52	76.94	76	o69y	
j00g	87.06	-3.94	97.58	97.66	92	o98y	
j25g	72.25	-26.89	74.73	79.42	110	y34l	
j50g	60.82	-43.48	57.15	71.81	127	y69l	
j75g	52.51	-54.15	38.27	66.31	145	l03c	
g00b	55.08	-44.06	14.13	46.27	162	l23c	
g25b	57.22	-35.64	-6.03	36.15	190	l55c	
g50b	58.9	-29.03	-21.86	36.34	217	l87c	
g75b	54.42	-15.48	-32.25	35.77	244	c20v	
b00r	46.36	1.15	-37.88	37.9	272	c53v	
b25r	33.76	27.14	-46.69	54.01	300	c87v	
b50r	38.71	61.92	-37.78	72.54	329	v67m	
b75r	45.08	64.27	-3.32	64.36	357	m33o	

triangle lightness t^*

%Gamut
 $u^*_{rel} = 88$
 %Regularity
 $g^*_{H,rel} = 31$
 $g^*_{C,rel} = 39$



Input and output: Colorimetric Printer Reflective System FRS12_95a, L*=20_95 for relative CIELAB hue $h^* = lab^*h^* = h_{ab}/360 = 0.834$

$u^*_e = b25r$

data for any colour:

lab^*tch^* and lab^*icu^*

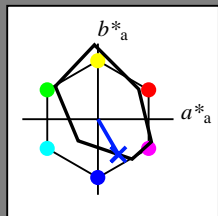
Hue texts:

$u^*_e = b25r$ $u^*_d = c87v$

contrast reduction factor:

$c_R = 0.9$

triangle lightness t^*



FRS12_95a; adapted (a) CIELAB data

	u^*_e	$L^*=L^*_a$	a^*_a	b^*_a	$C^*_{ab,a}$	$h^*_{ab,a}$
O _{Ma}	43.8	53.91	39.75	66.98	36	
Y _{Ma}	87.58	-4.65	98.29	98.4	93	
L _{Ma}	51.95	-56.34	43.53	71.2	142	
C _{Ma}	59.62	-26.2	-28.62	38.8	228	
V _{Ma}	25.01	45.2	-52.8	69.51	311	
M _{Ma}	45.88	70.67	-29.93	76.75	337	
N _{Ma}	20.0	0.0	0.0	0.0	0	
W _{Ma}	95.0	0.0	0.0	0.0	0	
R _{Ma}	39.92	58.74	27.99	65.07	25	
J _{Ma}	81.26	-2.89	71.56	71.62	92	
G _{Ma}	52.23	-42.42	13.6	44.55	162	
B _{Ma}	30.57	1.41	-46.47	46.49	272	

Data for maximum colour (Ma):

$LAB^*LAB^*_{Ma}$: 34 27 -47

$LAB^*LCH^*_{Ma}$: 34 54 300

$lab^*rgb^*_{Ma}$: 0.5 0.0 1.0

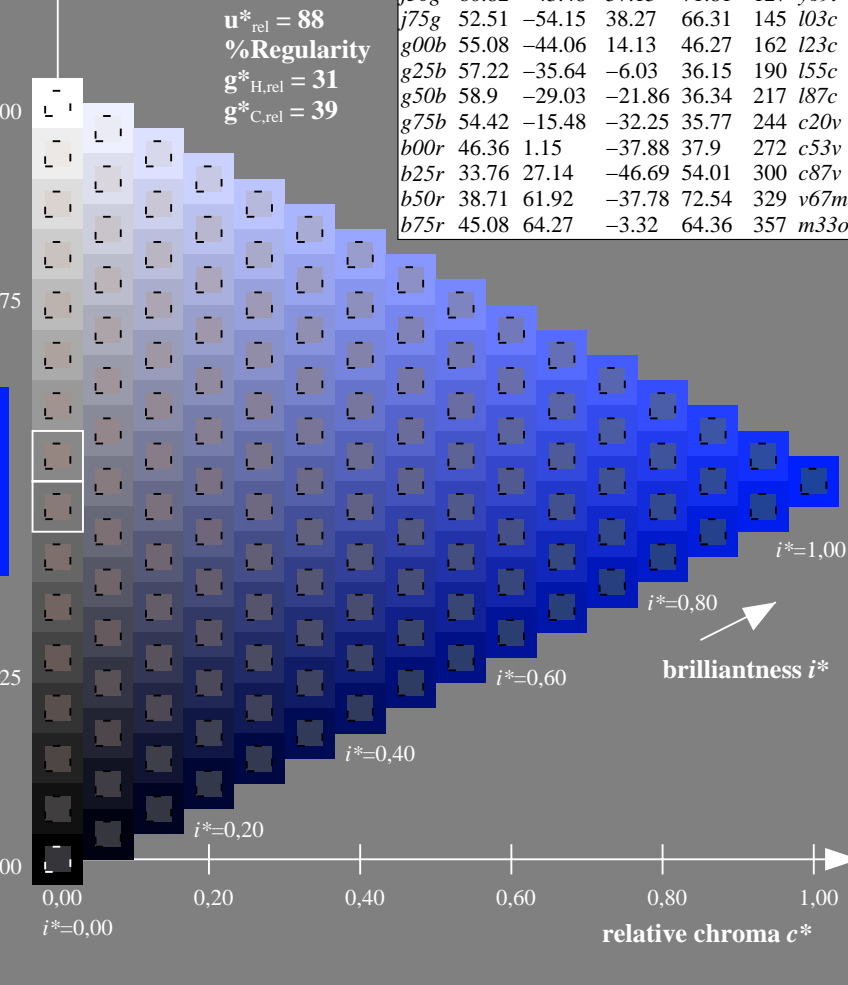

$lab^*olv^*_{Ma}$: 0.0 0.13 1.0

triangle lightness t^*

%Gamut
 $u^*_{rel} = 88$
 %Regularity
 $g^*_{H,rel} = 31$
 $g^*_{C,rel} = 39$

FRS12_95a; adapted (a) CIELAB data

	u^*_e	$L^*=L^*_a$	a^*_a	b^*_a	$C^*_{ab,a}$	$h^*_{ab,a}$	u^*_d
r00j	44.18	56.95	27.14	63.08	25	m81o	
r25j	47.38	49.13	44.53	66.31	42	o10y	
r50j	57.76	35.24	58.41	68.22	59	o40y	
r75j	69.81	19.13	74.52	76.94	76	o69y	
j00g	87.06	-3.94	97.58	97.66	92	o98y	
j25g	72.25	-26.89	74.73	79.42	110	y34l	
j50g	60.82	-43.48	57.15	71.81	127	y69l	
j75g	52.51	-54.15	38.27	66.31	145	l03c	
g00b	55.08	-44.06	14.13	46.27	162	l23c	
g25b	57.22	-35.64	-6.03	36.15	190	l55c	
g50b	58.9	-29.03	-21.86	36.34	217	l87c	
g75b	54.42	-15.48	-32.25	35.77	244	c20v	
b00r	46.36	1.15	-37.88	37.9	272	c53v	
b25r	33.76	27.14	-46.69	54.01	300	c87v	
b50r	38.71	61.92	-37.78	72.54	329	v67m	
b75r	45.08	64.27	-3.32	64.36	357	m33o	

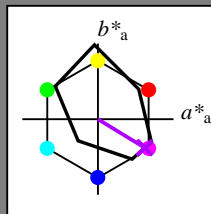


See for similar files: <http://www.ps.bam.de/Fe65/>;
 Technical information: <http://www.ps.bam.de>
 Version 2.1, io=1,1, ColSpx=0

BAM registration: 20081001-Fe65/10L/L65e00NP.PDF/ .PS
 application for evaluation and measurement of printer or monitor systems
 BAM material: code=rhadata

Input and output: Colorimetric Printer Reflective System FRS12_95a, L*=20_95 for relative CIELAB hue $h^* = lab^*h^* = h_{ab}^*/360 = 0.913$
 data for any colour:
 lab^*tch^* and lab^*icu^*

Hue texts:
 $u^*_e = b50r$ $u^*_d = v67m$
 contrast reduction factor:
 $c_R = 0.9$
 triangle lightness t^*



FRS12_95a; adapted (a) CIELAB data						
u^*_e	$L^*=L^*_a$	a^*_a	b^*_a	$C^*_{ab,a}$	$h^*_{ab,a}$	
O _{Ma}	43.8	53.91	39.75	66.98	36	
Y _{Ma}	87.58	-4.65	98.29	98.4	93	
L _{Ma}	51.95	-56.34	43.53	71.2	142	
C _{Ma}	59.62	-26.2	-28.62	38.8	228	
V _{Ma}	25.01	45.2	-52.8	69.51	311	
M _{Ma}	45.88	70.67	-29.93	76.75	337	
N _{Ma}	20.0	0.0	0.0	0.0	0	
W _{Ma}	95.0	0.0	0.0	0.0	0	
R _{Ma}	39.92	58.74	27.99	65.07	25	
J _{Ma}	81.26	-2.89	71.56	71.62	92	
G _{Ma}	52.23	-42.42	13.6	44.55	162	
B _{Ma}	30.57	1.41	-46.47	46.49	272	

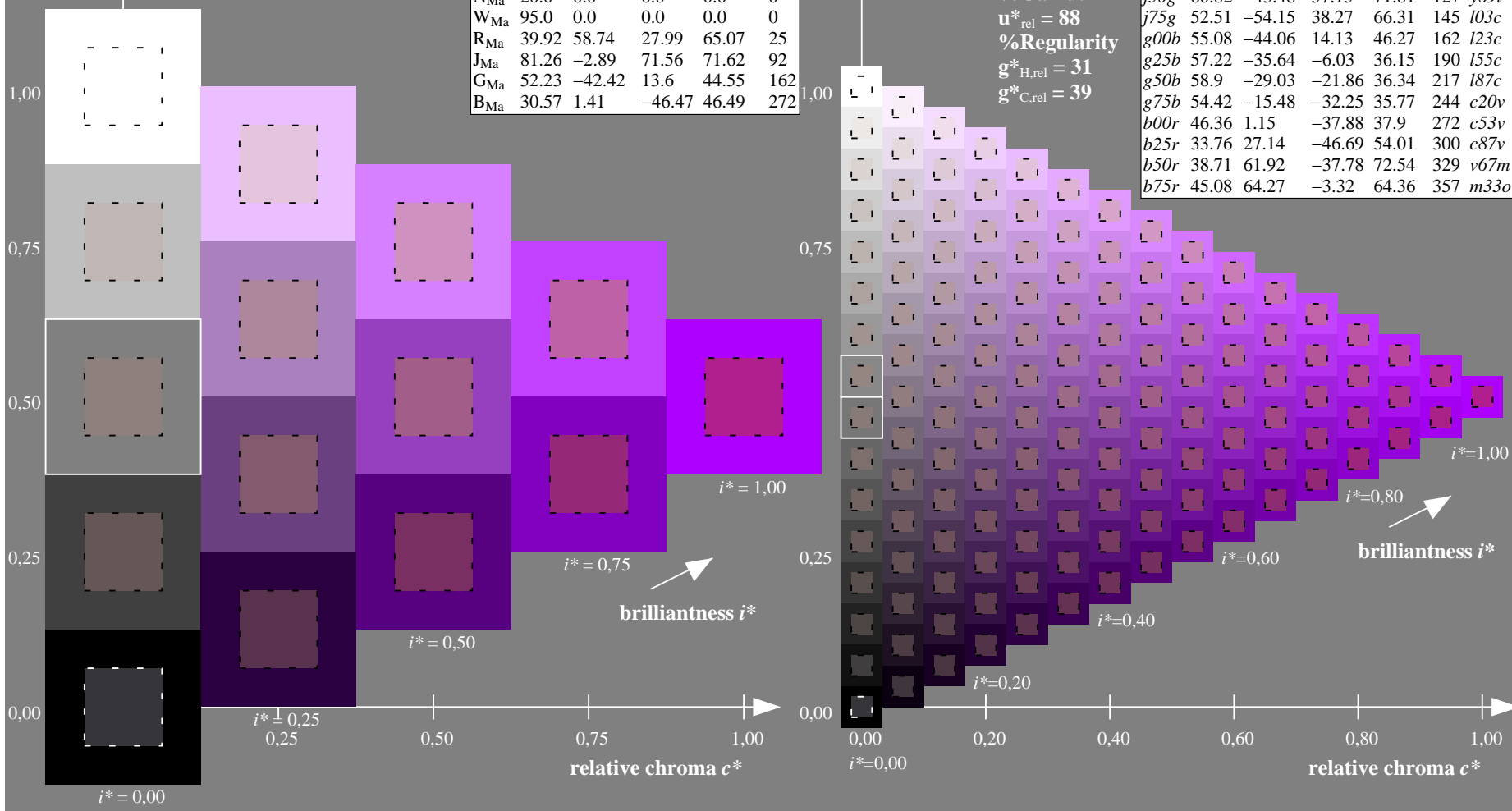
Data for maximum colour (Ma):

$LAB^*LAB^*_{Ma}$: 39 62 -38
 $LAB^*LCH^*_{Ma}$: 39 73 328
 $lab^*rgb^*_{Ma}$: 1.0 0.0 1.0
 $lab^*olv^*_{Ma}$: 0.68 0.0 1.0

FRS12_95a; adapted (a) CIELAB data							
u^*_e	$L^*=L^*_a$	a^*_a	b^*_a	$C^*_{ab,a}$	$h^*_{ab,a}$	u^*_d	
r00j	44.18	56.95	27.14	63.08	25	m81o	
r25j	47.38	49.13	44.53	66.31	42	o10y	
r50j	57.76	35.24	58.41	68.22	59	o40y	
r75j	69.81	19.13	74.52	76.94	76	o69y	
j00g	87.06	-3.94	97.58	97.66	92	o98y	
j25g	72.25	-26.89	74.73	79.42	110	y34l	
j50g	60.82	-43.48	57.15	71.81	127	y69l	
j75g	52.51	-54.15	38.27	66.31	145	l03c	
g00b	55.08	-44.06	14.13	46.27	162	l23c	
g25b	57.22	-35.64	-6.03	36.15	190	l55c	
g50b	58.9	-29.03	-21.86	36.34	217	l87c	
g75b	54.42	-15.48	-32.25	35.77	244	c20v	
b00r	46.36	1.15	-37.88	37.9	272	c53v	
b25r	33.76	27.14	-46.69	54.01	300	c87v	
b50r	38.71	61.92	-37.78	72.54	329	v67m	
b75r	45.08	64.27	-3.32	64.36	357	m33o	

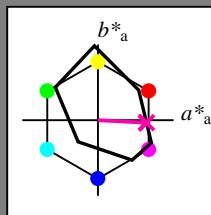
triangle lightness t^*

%Gamut
 $u^*_{rel} = 88$
 %Regularity
 $g^*_{H,rel} = 31$
 $g^*_{C,rel} = 39$



Input and output: Colorimetric Printer Reflective System FRS12_95a, L*=20_95 for relative CIELAB hue $h^* = lab^*h^* = h_{ab}^*/360 = 0.992$

data for any colour:
 lab^*tch^* and lab^*icu^*
 Hue texts:
 $u^*_e = b75r$ $u^*_d = m33o$
 contrast reduction factor:
 $c_R = 0.9$
 triangle lightness t^*



FRS12_95a; adapted (a) CIELAB data						
u^*_e	$L^*=L^*_a$	a^*_a	b^*_a	$C^*_{ab,a}$	$h^*_{ab,a}$	
O _{Ma}	43.8	53.91	39.75	66.98	36	
Y _{Ma}	87.58	-4.65	98.29	98.4	93	
L _{Ma}	51.95	-56.34	43.53	71.2	142	
C _{Ma}	59.62	-26.2	-28.62	38.8	228	
V _{Ma}	25.01	45.2	-52.8	69.51	311	
M _{Ma}	45.88	70.67	-29.93	76.75	337	
N _{Ma}	20.0	0.0	0.0	0.0	0	
W _{Ma}	95.0	0.0	0.0	0.0	0	
R _{Ma}	39.92	58.74	27.99	65.07	25	
J _{Ma}	81.26	-2.89	71.56	71.62	92	
G _{Ma}	52.23	-42.42	13.6	44.55	162	
B _{Ma}	30.57	1.41	-46.47	46.49	272	

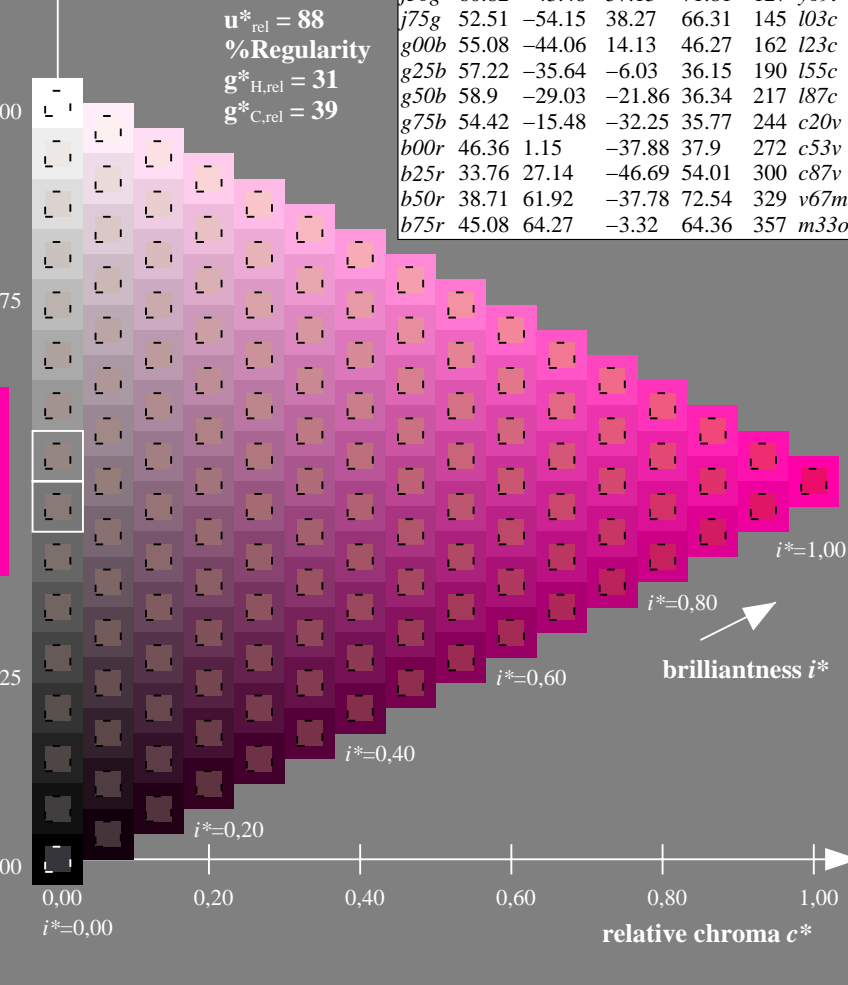
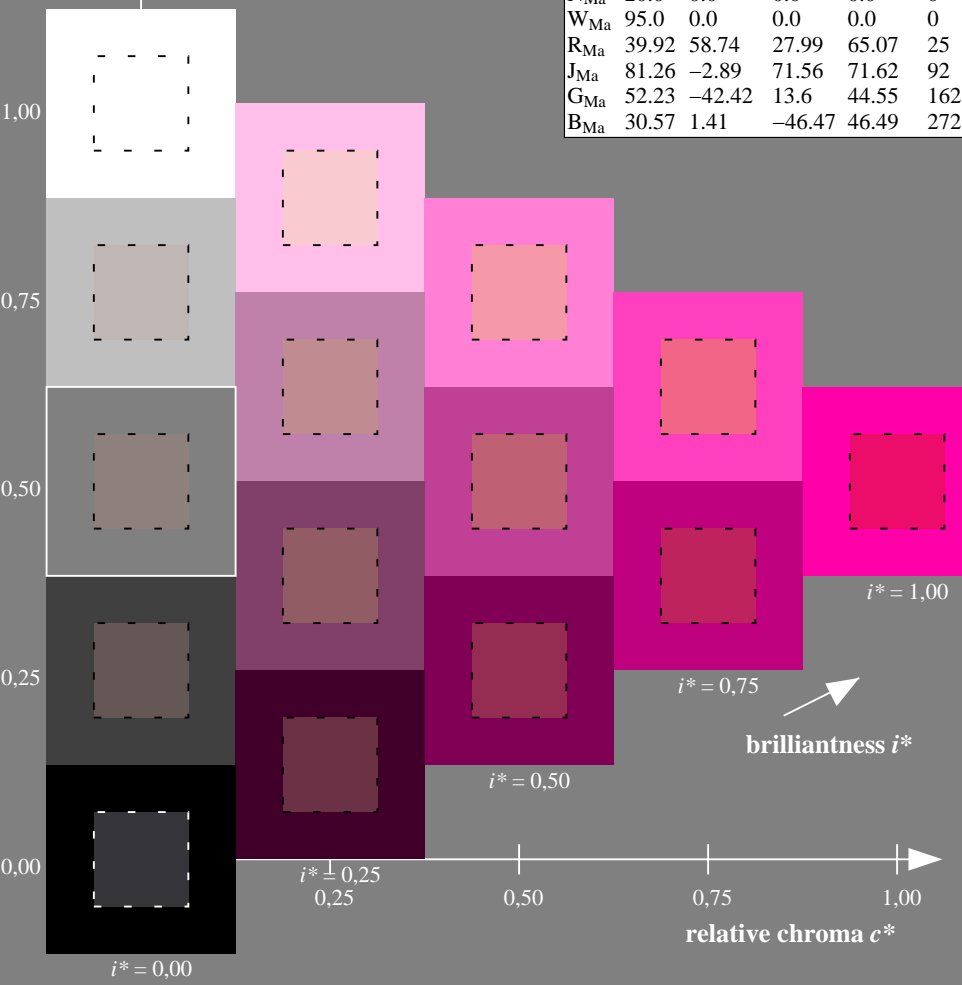
Data for maximum colour (Ma):

$LAB^*LAB^*_{Ma}$: 45 64 -3
 $LAB^*LCH^*_{Ma}$: 45 64 357
 $lab^*rgb^*_{Ma}$: 1.0 0.0 0.5
 $lab^*olv^*_{Ma}$: 1.0 0.0 0.66

FRS12_95a; adapted (a) CIELAB data							
u^*_e	$L^*=L^*_a$	a^*_a	b^*_a	$C^*_{ab,a}$	$h^*_{ab,a}$	u^*_d	
r00j	44.18	56.95	27.14	63.08	25	m81o	
r25j	47.38	49.13	44.53	66.31	42	o10y	
r50j	57.76	35.24	58.41	68.22	59	o40y	
r75j	69.81	19.13	74.52	76.94	76	o69y	
j00g	87.06	-3.94	97.58	97.66	92	o98y	
j25g	72.25	-26.89	74.73	79.42	110	y34l	
j50g	60.82	-43.48	57.15	71.81	127	y69l	
j75g	52.51	-54.15	38.27	66.31	145	l03c	
g00b	55.08	-44.06	14.13	46.27	162	l23c	
g25b	57.22	-35.64	-6.03	36.15	190	l55c	
g50b	58.9	-29.03	-21.86	36.34	217	l87c	
g75b	54.42	-15.48	-32.25	35.77	244	c20v	
b00r	46.36	1.15	-37.88	37.9	272	c53v	
b25r	33.76	27.14	-46.69	54.01	300	c87v	
b50r	38.71	61.92	-37.78	72.54	329	v67m	
b75r	45.08	64.27	-3.32	64.36	357	m33o	

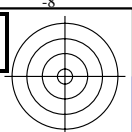
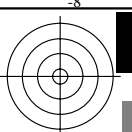
triangle lightness t^*

%Gamut
 $u^*_{rel} = 88$
 %Regularity
 $g^*_{H,rel} = 31$
 $g^*_{C,rel} = 39$



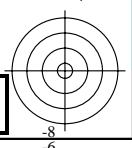
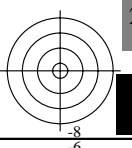
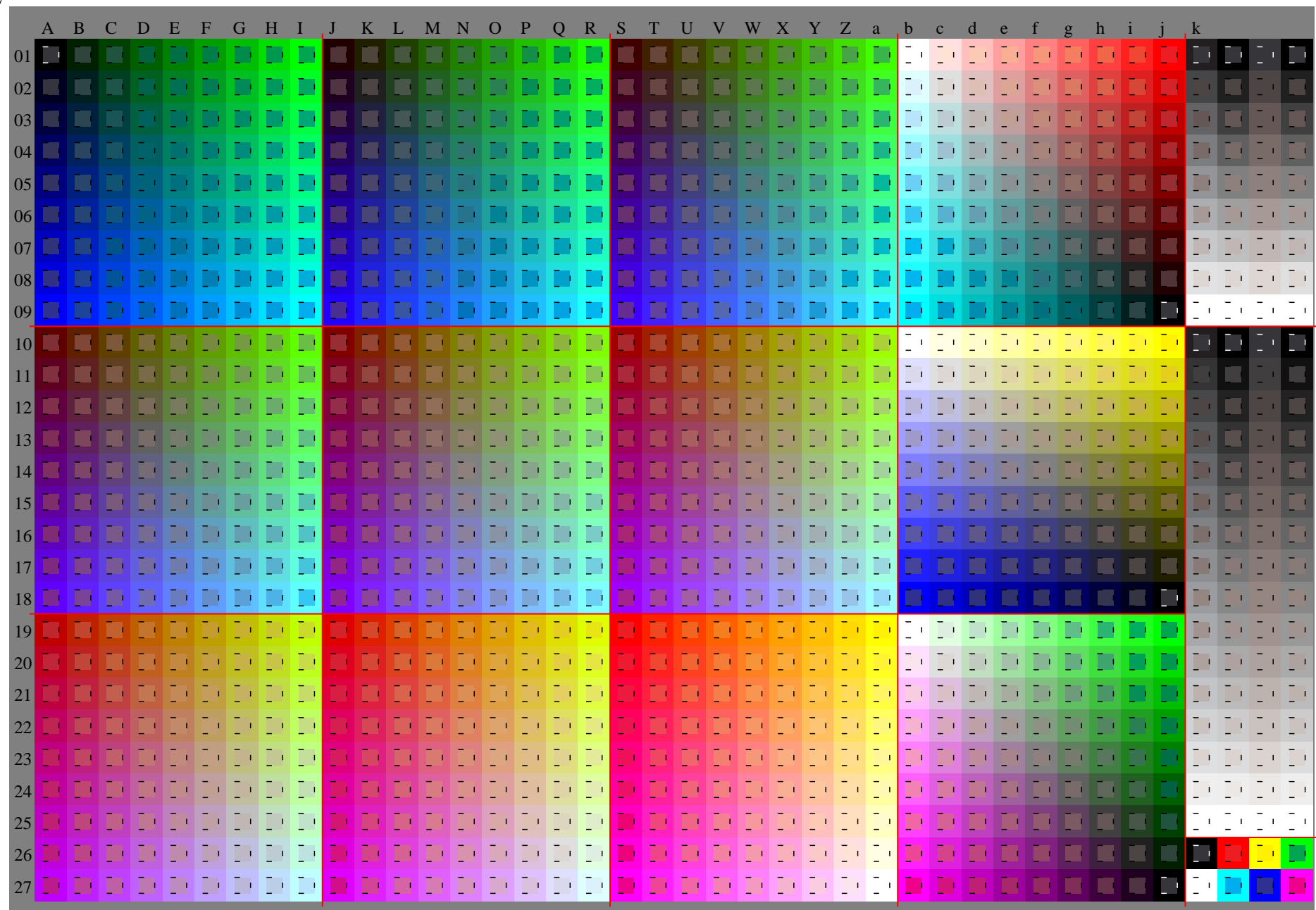
See for similar files: <http://www.ps.bam.de/Fe65/>; www.ps.bam.de/Fe65/Version2.1,io=1,1,Colspx=0
 Technical information: <http://www.ps.bam.de>

BAM registration: 20081001-Fe65/10L/L65e00NP.PDF/ .PS
 application for evaluation and measurement of printer or monitor systems
 BAM material: code=rhadata



See for similar files: <http://www.ps.bam.de/Fe65/>; www.ps.bam.de/Fe65/
Technical information: <http://www.ps.bam.de> Version 2.1, io=1,1, ColSpX=0

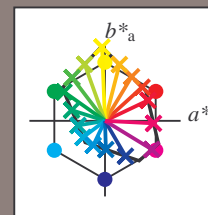
BAM registration: 20081001-Fe65/10L/L65e00NP.PDF/ .PS BAM material: code=rh4ta
application for evaluation and measurement of printer or monitor systems



Input and output:
 Colorimetric Printer Reflective System FRS12_95a
 data for any colour:

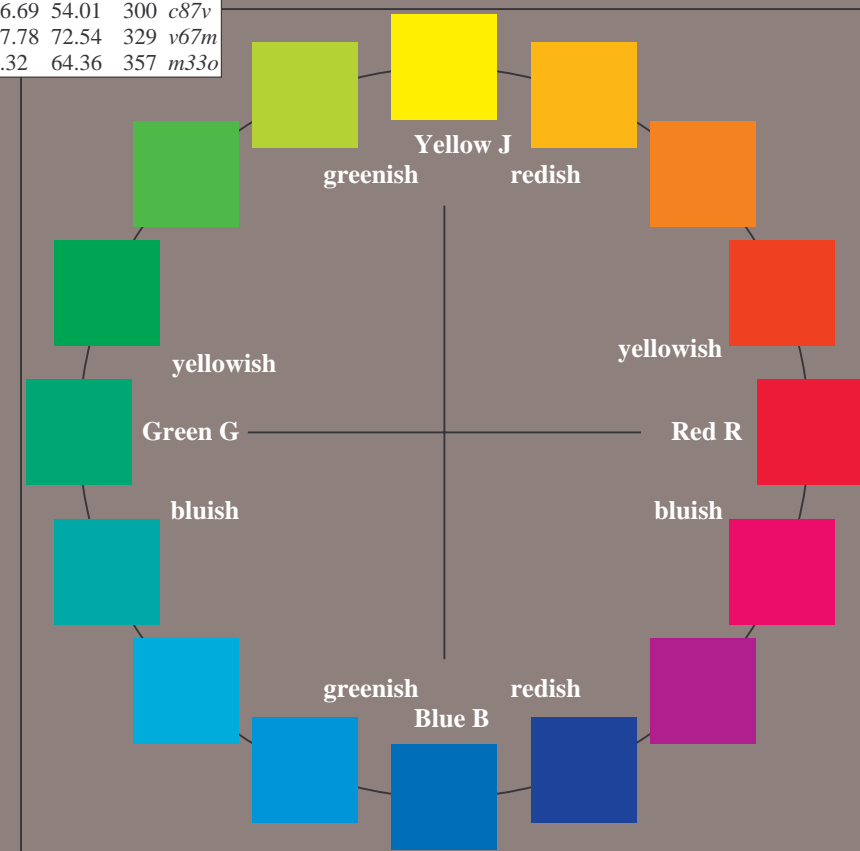
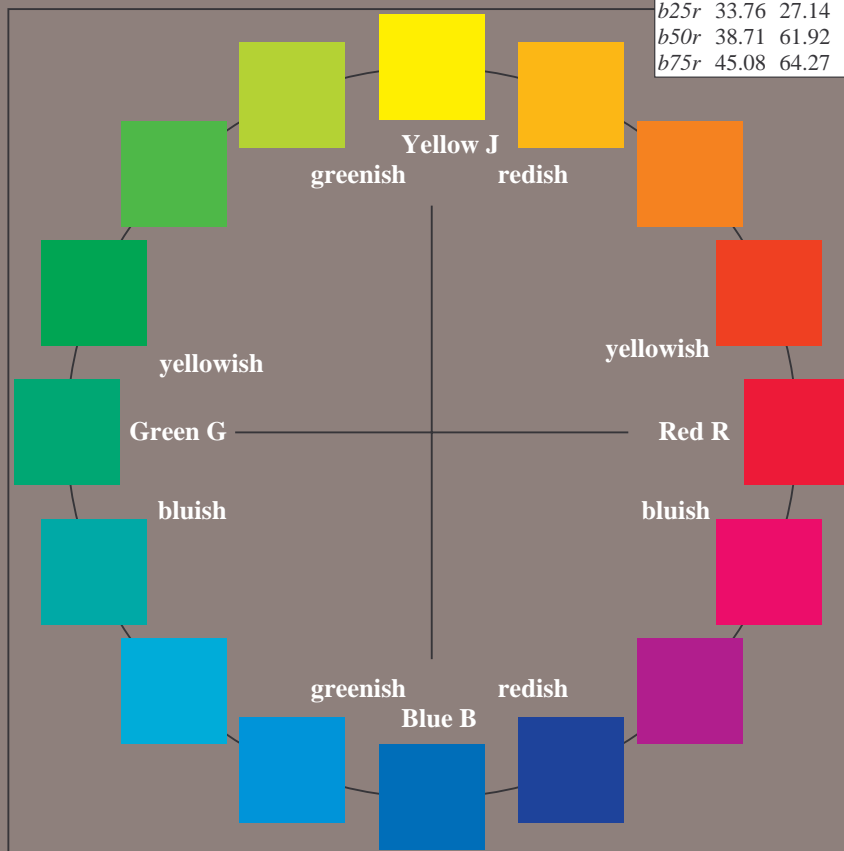
u^*_e and number *no.* = 00 .. 15
 elementary hue text:
 $u^*_e = 16$ hues *r00j*, *r25j*, ..., *b75r*
 contrast reduction factor:
 $c_R = 0.9$

FRS12_95a; adapted (a) CIELAB data						
u^*_e	$L^*=L^*_a$	a^*_a	b^*_a	$C^*_{ab,a}$	$h^*_{ab,a}$	u^*_d
<i>r00j</i>	44.18	56.95	27.14	63.08	25	<i>m81o</i>
<i>r25j</i>	47.38	49.13	44.53	66.31	42	<i>o10y</i>
<i>r50j</i>	57.76	35.24	58.41	68.22	59	<i>o40y</i>
<i>r75j</i>	69.81	19.13	74.52	76.94	76	<i>o69y</i>
<i>j00g</i>	87.06	-3.94	97.58	97.66	92	<i>o98y</i>
<i>j25g</i>	72.25	-26.89	74.73	79.42	110	<i>y34l</i>
<i>j50g</i>	60.82	-43.48	57.15	71.81	127	<i>y69l</i>
<i>j75g</i>	52.51	-54.15	38.27	66.31	145	<i>l03c</i>
<i>g00b</i>	55.08	-44.06	14.13	46.27	162	<i>l23c</i>
<i>g25b</i>	57.22	-35.64	-6.03	36.15	190	<i>l55c</i>
<i>g50b</i>	58.9	-29.03	-21.86	36.34	217	<i>l87c</i>
<i>g75b</i>	54.42	-15.48	-32.25	35.77	244	<i>c20v</i>
<i>b00r</i>	46.36	1.15	-37.88	37.9	272	<i>c53v</i>
<i>b25r</i>	33.76	27.14	-46.69	54.01	300	<i>c87v</i>
<i>b50r</i>	38.71	61.92	-37.78	72.54	329	<i>v67m</i>
<i>b75r</i>	45.08	64.27	-3.32	64.36	357	<i>m33o</i>



%Gamut
 $u^*_{rel} = 88$
 %Regularity
 $g^*_{H,rel} = 31$
 $g^*_{C,rel} = 39$

FRS12_95a; adapted (a) CIELAB data					
Name	$L^*=L^*_a$	a^*_a	b^*_a	$C^*_{ab,a}$	$h^*_{ab,a}$
O _{Ma}	43.8	53.91	39.75	66.98	36
Y _{Ma}	87.58	-4.65	98.29	98.4	93
L _{Ma}	51.95	-56.34	43.53	71.2	142
C _{Ma}	59.62	-26.2	-28.62	38.8	228
V _{Ma}	25.01	45.2	-52.8	69.51	311
M _{Ma}	45.88	70.67	-29.93	76.75	337
N _{Ma}	20.0	0.0	0.0	0.0	0
W _{Ma}	95.0	0.0	0.0	0.0	0
R _{CIE}	39.92	58.74	27.99	65.07	25
J _{CIE}	81.26	-2.89	71.56	71.62	92
G _{CIE}	52.23	-42.42	13.6	44.55	162
B _{CIE}	30.57	1.41	-46.47	46.49	272

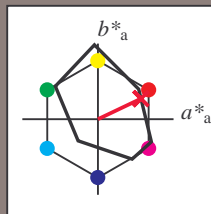


See for similar files: <http://www.ps.bam.de/Fe65/>; www.ps.bam.de/Fe.HTM
 Technical information: <http://www.ps.bam.de> Version 2.1, io=1,1, ColSpX=0

BAM registration: 20081001-Fe65/10L/L65e00NP.PDF/ .PS BAM material: code=rh4ta
 application for evaluation and measurement of printer or monitor systems

Input and output: Colorimetric Printer Reflective System FRS12_95a, L*=20_95 for relative CIELAB hue $h^* = lab^*h^* = h_{ab}^*/360 = 0.071$
 data for any colour: lab^*tch^* and lab^*icu^*

Hue texts:
 $u^*_e = r00j$ $u^*_d = m81o$
 contrast reduction factor:
 $c_R = 0.9$
 triangle lightness t^*



FRS12_95a; adapted (a) CIELAB data						
	u^*_e	$L^*=L^*_a$	a^*_a	b^*_a	$C^*_{ab,a}$	$h^*_{ab,a}$
O _{Ma}	43.8	53.91	39.75	66.98	36	
Y _{Ma}	87.58	-4.65	98.29	98.4	93	
L _{Ma}	51.95	-56.34	43.53	71.2	142	
C _{Ma}	59.62	-26.2	-28.62	38.8	228	
V _{Ma}	25.01	45.2	-52.8	69.51	311	
M _{Ma}	45.88	70.67	-29.93	76.75	337	
N _{Ma}	20.0	0.0	0.0	0.0	0	
W _{Ma}	95.0	0.0	0.0	0.0	0	
R _{Ma}	39.92	58.74	27.99	65.07	25	
J _{Ma}	81.26	-2.89	71.56	71.62	92	
G _{Ma}	52.23	-42.42	13.6	44.55	162	
B _{Ma}	30.57	1.41	-46.47	46.49	272	

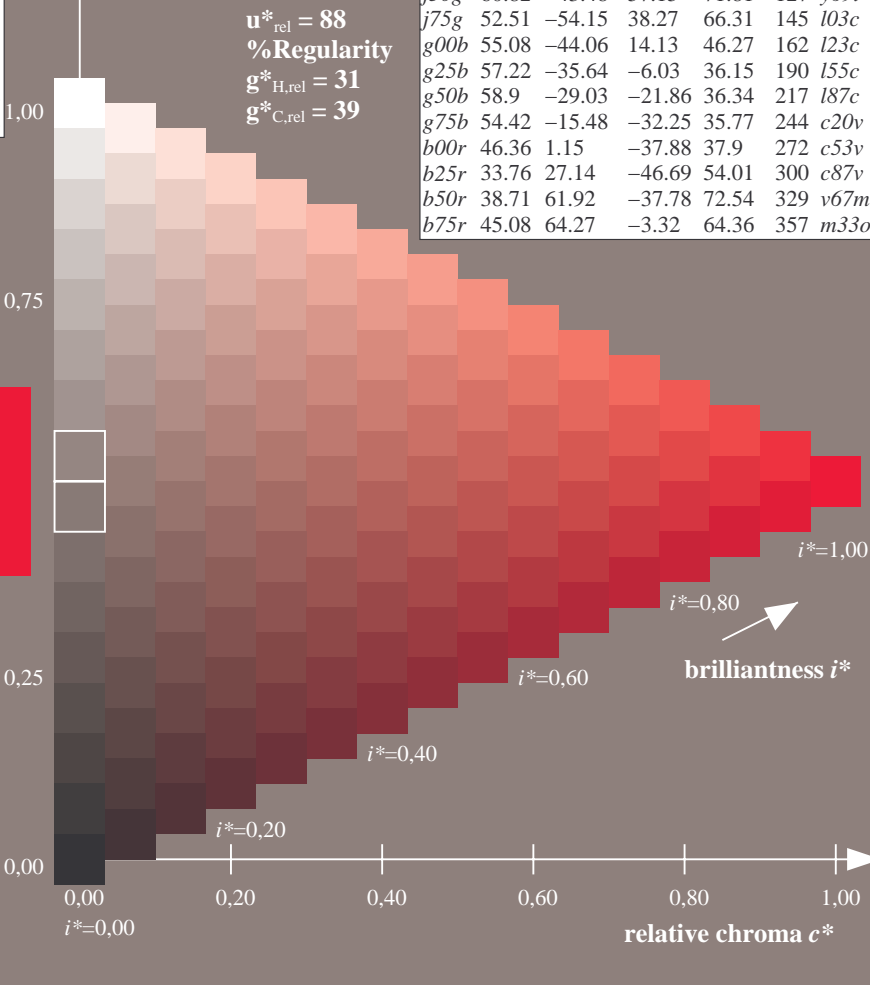
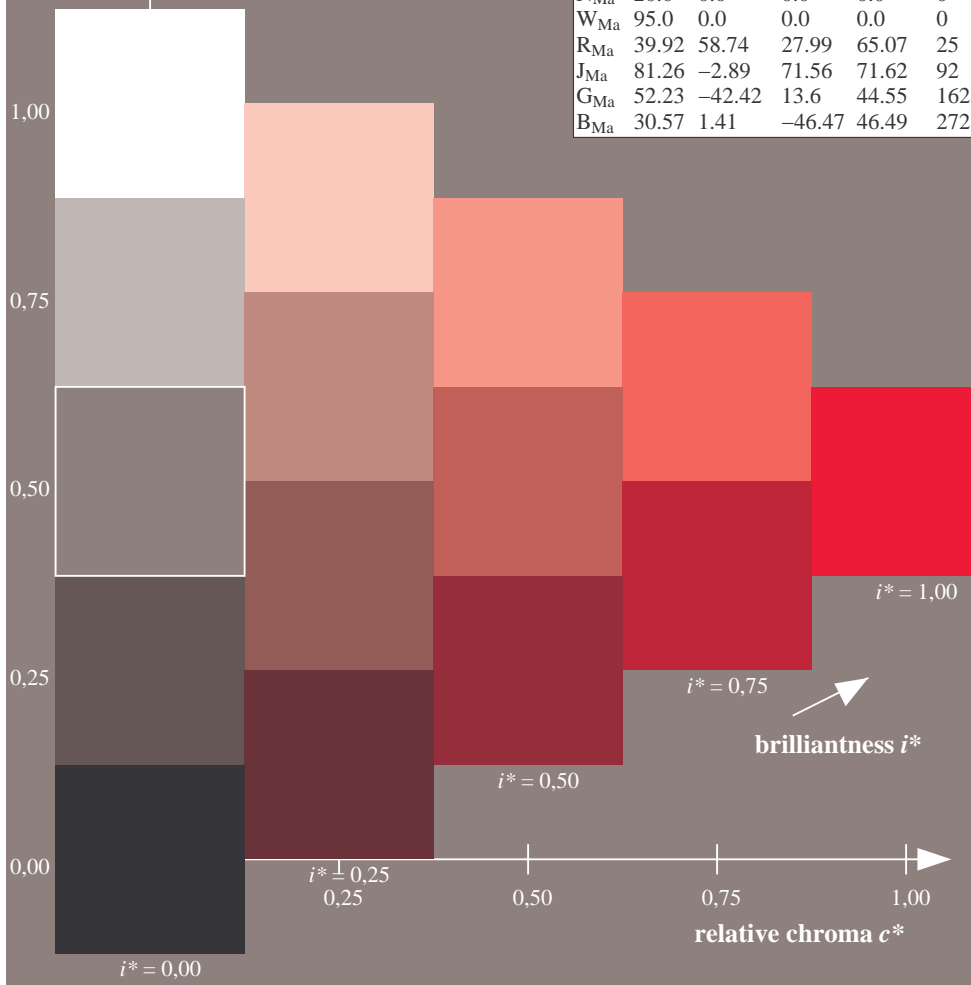
Data for maximum colour (Ma):

$LAB^*LAB^*_{Ma}$: 44 57 27
 $LAB^*LCH^*_{Ma}$: 44 63 25
 $lab^*rgb^*_{Ma}$: 1.0 0.0 0.0
 $lab^*olv^*_{Ma}$: 1.0 0.0 0.18

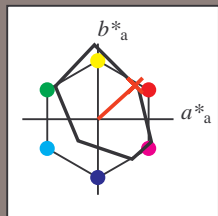
FRS12_95a; adapted (a) CIELAB data							
	u^*_e	$L^*=L^*_a$	a^*_a	b^*_a	$C^*_{ab,a}$	$h^*_{ab,a}$	u^*_d
r00j	44.18	56.95	27.14	63.08	25	m81o	
r25j	47.38	49.13	44.53	66.31	42	o10y	
r50j	57.76	35.24	58.41	68.22	59	o40y	
r75j	69.81	19.13	74.52	76.94	76	o69y	
j00g	87.06	-3.94	97.58	97.66	92	o98y	
j25g	72.25	-26.89	74.73	79.42	110	y34l	
j50g	60.82	-43.48	57.15	71.81	127	y69l	
j75g	52.51	-54.15	38.27	66.31	145	l03c	
g00b	55.08	-44.06	14.13	46.27	162	l23c	
g25b	57.22	-35.64	-6.03	36.15	190	l55c	
g50b	58.9	-29.03	-21.86	36.34	217	l87c	
g75b	54.42	-15.48	-32.25	35.77	244	c20c	
b00r	46.36	1.15	-37.88	37.9	272	c53v	
b25r	33.76	27.14	-46.69	54.01	300	c87v	
b50r	38.71	61.92	-37.78	72.54	329	v67m	
b75r	45.08	64.27	-3.32	64.36	357	m33o	

triangle lightness t^*

%Gamut
 $u^*_{rel} = 88$
 %Regularity
 $g^*_{H,rel} = 31$
 $g^*_{C,rel} = 39$



Input and output: Colorimetric Printer Reflective System FRS12_95a, L*=20_95 for relative CIELAB hue $h^* = lab^*h^* = h_{ab}^*/360 = 0.117$
 data for any colour:
 lab^*tch^* and lab^*icu^*
 Hue texts:
 $u^*_e = r25j$ $u^*_d = o10y$
 contrast reduction factor:
 $c_R = 0.9$
 triangle lightness t^*



FRS12_95a; adapted (a) CIELAB data						
	u^*_e	$L^*=L^*_a$	a^*_a	b^*_a	$C^*_{ab,a}$	$h^*_{ab,a}$
O _{Ma}	43.8	53.91	39.75	66.98	36	
Y _{Ma}	87.58	-4.65	98.29	98.4	93	
L _{Ma}	51.95	-56.34	43.53	71.2	142	
C _{Ma}	59.62	-26.2	-28.62	38.8	228	
V _{Ma}	25.01	45.2	-52.8	69.51	311	
M _{Ma}	45.88	70.67	-29.93	76.75	337	
N _{Ma}	20.0	0.0	0.0	0.0	0	
W _{Ma}	95.0	0.0	0.0	0.0	0	
R _{Ma}	39.92	58.74	27.99	65.07	25	
J _{Ma}	81.26	-2.89	71.56	71.62	92	
G _{Ma}	52.23	-42.42	13.6	44.55	162	
B _{Ma}	30.57	1.41	-46.47	46.49	272	

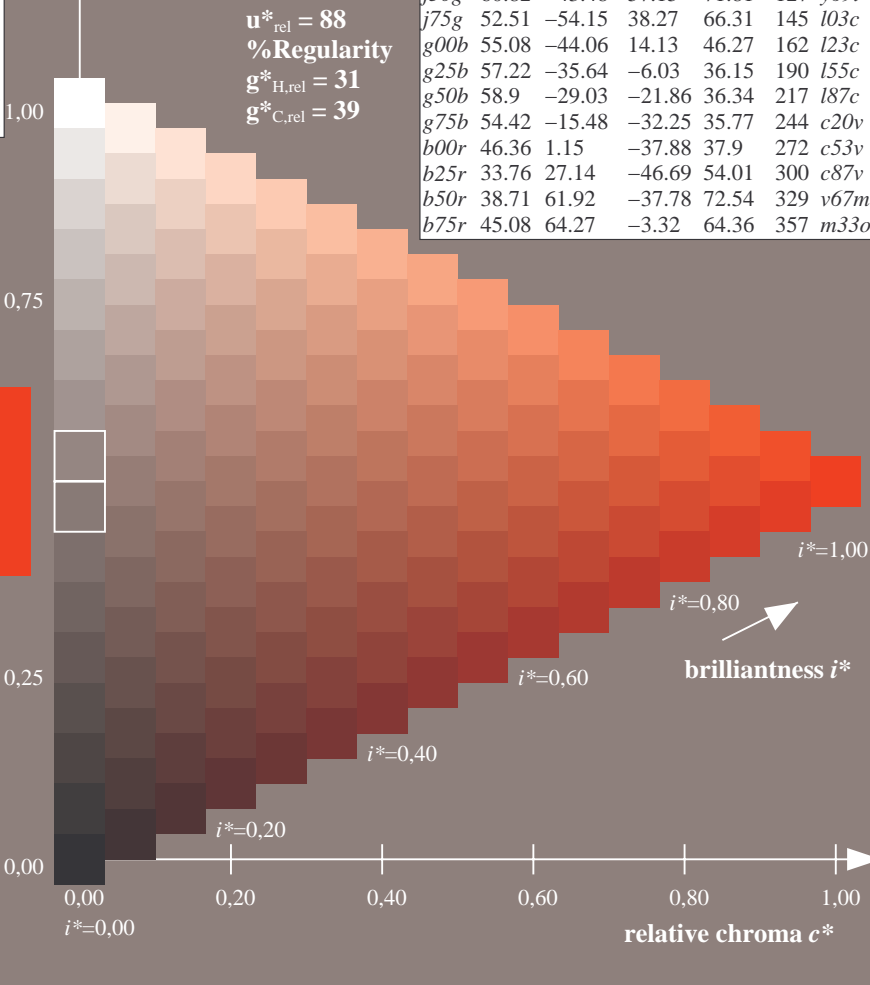
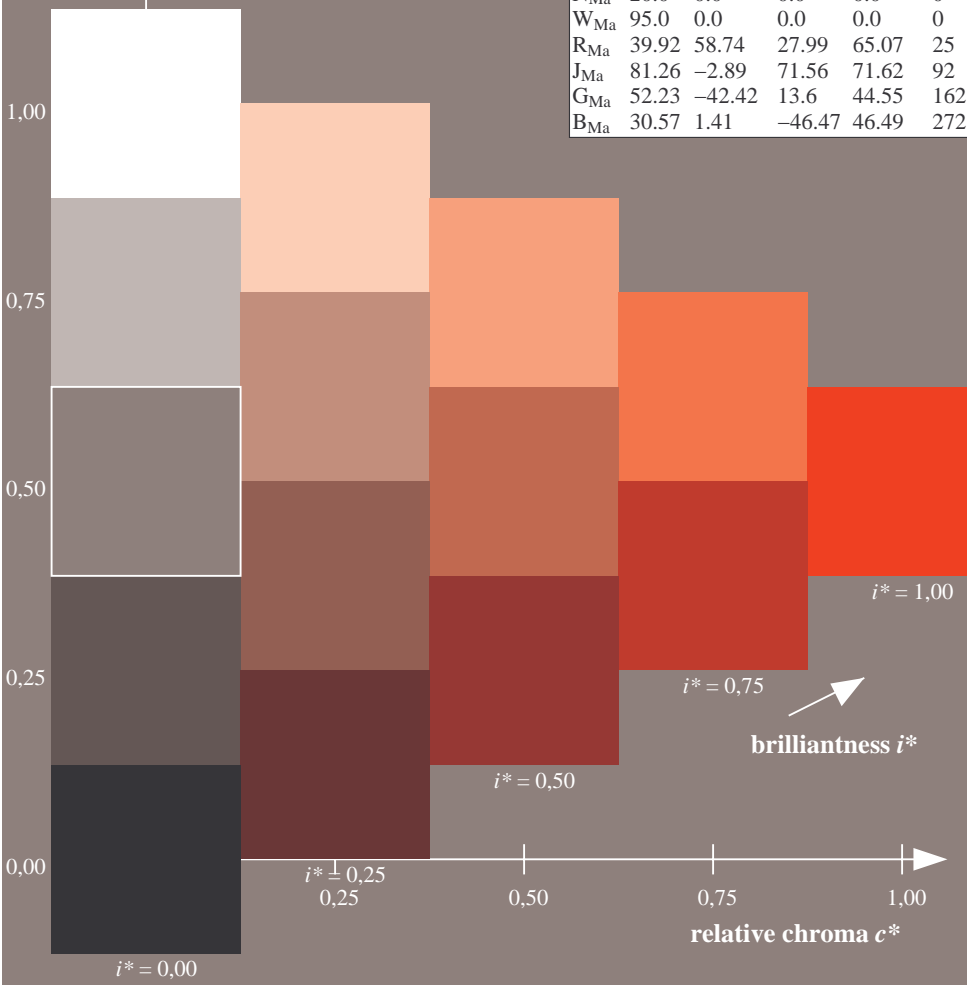
Data for maximum colour (Ma):

$LAB^*LAB^*_{Ma}$: 47 49 45
 $LAB^*LCH^*_{Ma}$: 47 66 42
 $lab^*rgb^*_{Ma}$: 1.0 0.25 0.0
 $lab^*olv^*_{Ma}$: 1.0 0.1 0.0

FRS12_95a; adapted (a) CIELAB data							
	u^*_e	$L^*=L^*_a$	a^*_a	b^*_a	$C^*_{ab,a}$	$h^*_{ab,a}$	u^*_d
r00j	44.18	56.95	27.14	63.08	25	m81o	
r25j	47.38	49.13	44.53	66.31	42	o10y	
r50j	57.76	35.24	58.41	68.22	59	o40y	
r75j	69.81	19.13	74.52	76.94	76	o69y	
j00g	87.06	-3.94	97.58	97.66	92	o98y	
j25g	72.25	-26.89	74.73	79.42	110	y34l	
j50g	60.82	-43.48	57.15	71.81	127	y69l	
j75g	52.51	-54.15	38.27	66.31	145	l03c	
g00b	55.08	-44.06	14.13	46.27	162	l23c	
g25b	57.22	-35.64	-6.03	36.15	190	l55c	
g50b	58.9	-29.03	-21.86	36.34	217	l87c	
g75b	54.42	-15.48	-32.25	35.77	244	c20v	
b00r	46.36	1.15	-37.88	37.9	272	c53v	
b25r	33.76	27.14	-46.69	54.01	300	c87v	
b50r	38.71	61.92	-37.78	72.54	329	v67m	
b75r	45.08	64.27	-3.32	64.36	357	m33o	

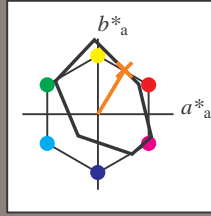
triangle lightness t^*

%Gamut
 $u^*_{rel} = 88$
 %Regularity
 $g^*_{H,rel} = 31$
 $g^*_{C,rel} = 39$



See for similar files: <http://www.ps.bam.de/Fe65/>; www.ps.bam.de/Fe.HTM
 Technical information: <http://www.ps.bam.de> Version 2.1, io=1,1, ColSpX=0

Input and output: Colorimetric Printer Reflective System FRS12_95a, L*=20_95 for relative CIELAB hue $h^* = lab^*h^* = h_{ab}^*/360 = 0.164$
 data for any colour:
 lab^*tch^* and lab^*icu^*
 Hue texts:
 $u^*_e = r50j$ $u^*_d = o40y$
 contrast reduction factor:
 $c_R = 0.9$
 triangle lightness t^*



FRS12_95a; adapted (a) CIELAB data						
	u^*_e	$L^*=L^*_a$	a^*_a	b^*_a	$C^*_{ab,a}$	$h^*_{ab,a}$
O _{Ma}	43.8	53.91	39.75	66.98	36	
Y _{Ma}	87.58	-4.65	98.29	98.4	93	
L _{Ma}	51.95	-56.34	43.53	71.2	142	
C _{Ma}	59.62	-26.2	-28.62	38.8	228	
V _{Ma}	25.01	45.2	-52.8	69.51	311	
M _{Ma}	45.88	70.67	-29.93	76.75	337	
N _{Ma}	20.0	0.0	0.0	0.0	0	
W _{Ma}	95.0	0.0	0.0	0.0	0	
R _{Ma}	39.92	58.74	27.99	65.07	25	
J _{Ma}	81.26	-2.89	71.56	71.62	92	
G _{Ma}	52.23	-42.42	13.6	44.55	162	
B _{Ma}	30.57	1.41	-46.47	46.49	272	

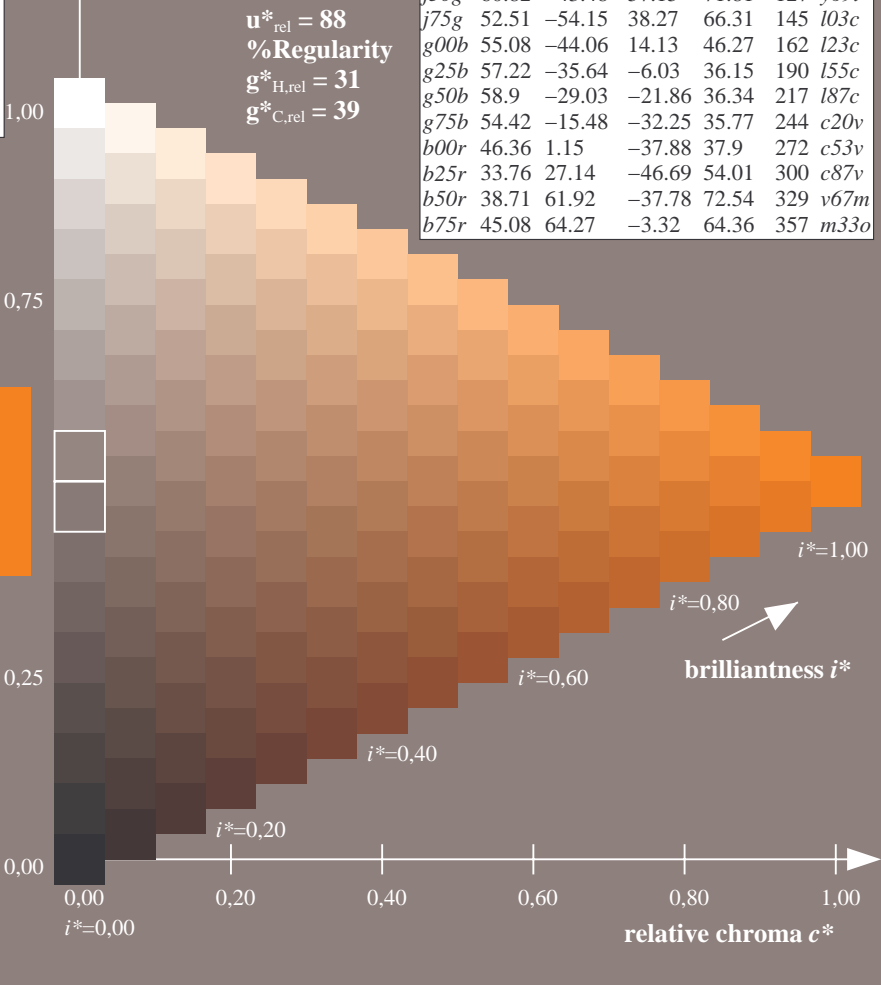
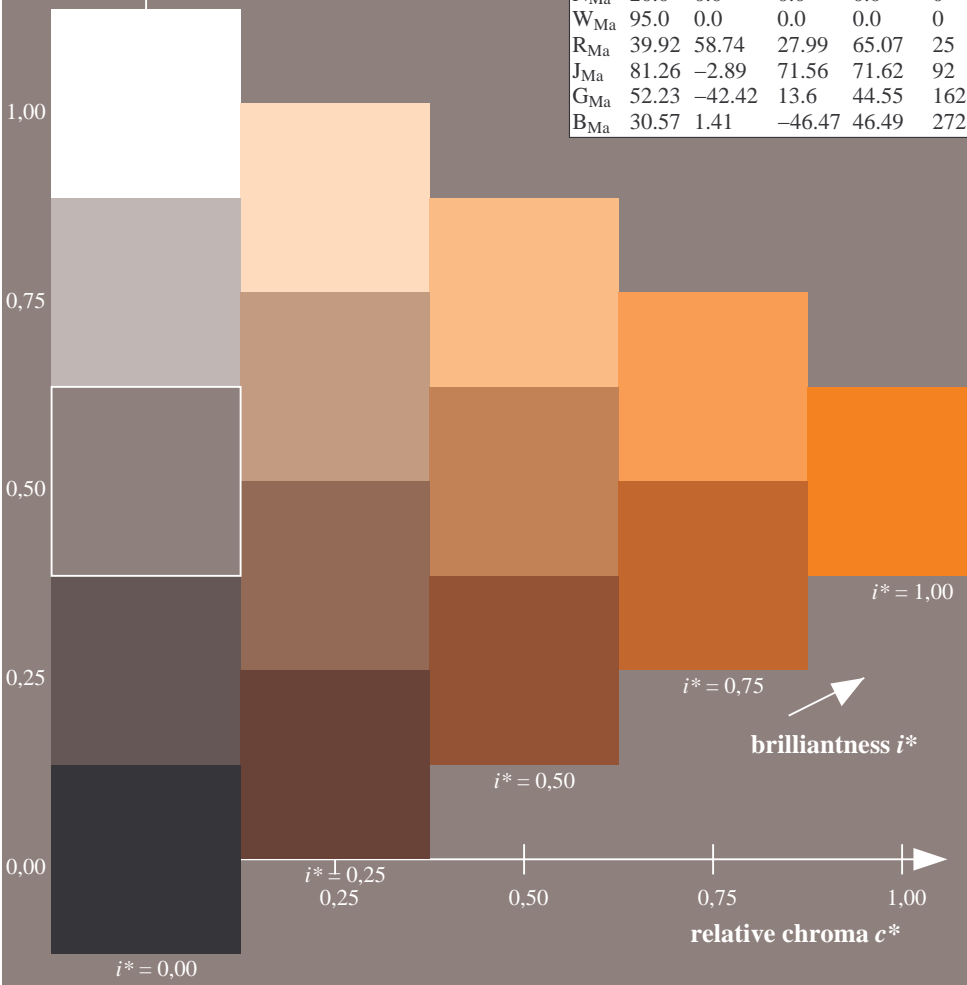
Data for maximum colour (Ma):

$LAB^*LAB^*_{Ma}$: 58 35 58
 $LAB^*LCH^*_{Ma}$: 58 68 58
 $lab^*rgb^*_{Ma}$: 1.0 0.5 0.0
 $lab^*olv^*_{Ma}$: 1.0 0.4 0.0

FRS12_95a; adapted (a) CIELAB data							
	u^*_e	$L^*=L^*_a$	a^*_a	b^*_a	$C^*_{ab,a}$	$h^*_{ab,a}$	u^*_d
r00j	44.18	56.95	27.14	63.08	25	m81o	
r25j	47.38	49.13	44.53	66.31	42	o10y	
r50j	57.76	35.24	58.41	68.22	59	o40y	
r75j	69.81	19.13	74.52	76.94	76	o69y	
j00g	87.06	-3.94	97.58	97.66	92	o98y	
j25g	72.25	-26.89	74.73	79.42	110	y34l	
j50g	60.82	-43.48	57.15	71.81	127	y69l	
j75g	52.51	-54.15	38.27	66.31	145	l03c	
g00b	55.08	-44.06	14.13	46.27	162	l23c	
g25b	57.22	-35.64	-6.03	36.15	190	l55c	
g50b	58.9	-29.03	-21.86	36.34	217	l87c	
g75b	54.42	-15.48	-32.25	35.77	244	c20v	
b00r	46.36	1.15	-37.88	37.9	272	c53v	
b25r	33.76	27.14	-46.69	54.01	300	c87v	
b50r	38.71	61.92	-37.78	72.54	329	v67m	
b75r	45.08	64.27	-3.32	64.36	357	m33o	

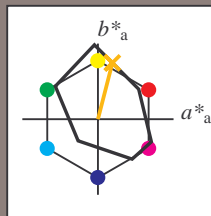
triangle lightness t^*

%Gamut
 $u^*_{rel} = 88$
 %Regularity
 $g^*_{H,rel} = 31$
 $g^*_{C,rel} = 39$



Input and output: Colorimetric Printer Reflective System FRS12_95a, L*=20_95 for relative CIELAB hue $h^* = lab^*h^* = h_{ab}/360 = 0.21$
 data for any colour:
 lab^*tch^* and lab^*icu^*

Hue texts:
 $u^*_e = r75j$ $u^*_d = o69y$
 contrast reduction factor:
 $c_R = 0.9$
 triangle lightness t^*



FRS12_95a; adapted (a) CIELAB data						
	u^*_e	$L^*=L^*_a$	a^*_a	b^*_a	$C^*_{ab,a}$	$h^*_{ab,a}$
O _{Ma}	43.8	53.91	39.75	66.98	36	
Y _{Ma}	87.58	-4.65	98.29	98.4	93	
L _{Ma}	51.95	-56.34	43.53	71.2	142	
C _{Ma}	59.62	-26.2	-28.62	38.8	228	
V _{Ma}	25.01	45.2	-52.8	69.51	311	
M _{Ma}	45.88	70.67	-29.93	76.75	337	
N _{Ma}	20.0	0.0	0.0	0.0	0	
W _{Ma}	95.0	0.0	0.0	0.0	0	
R _{Ma}	39.92	58.74	27.99	65.07	25	
J _{Ma}	81.26	-2.89	71.56	71.62	92	
G _{Ma}	52.23	-42.42	13.6	44.55	162	
B _{Ma}	30.57	1.41	-46.47	46.49	272	

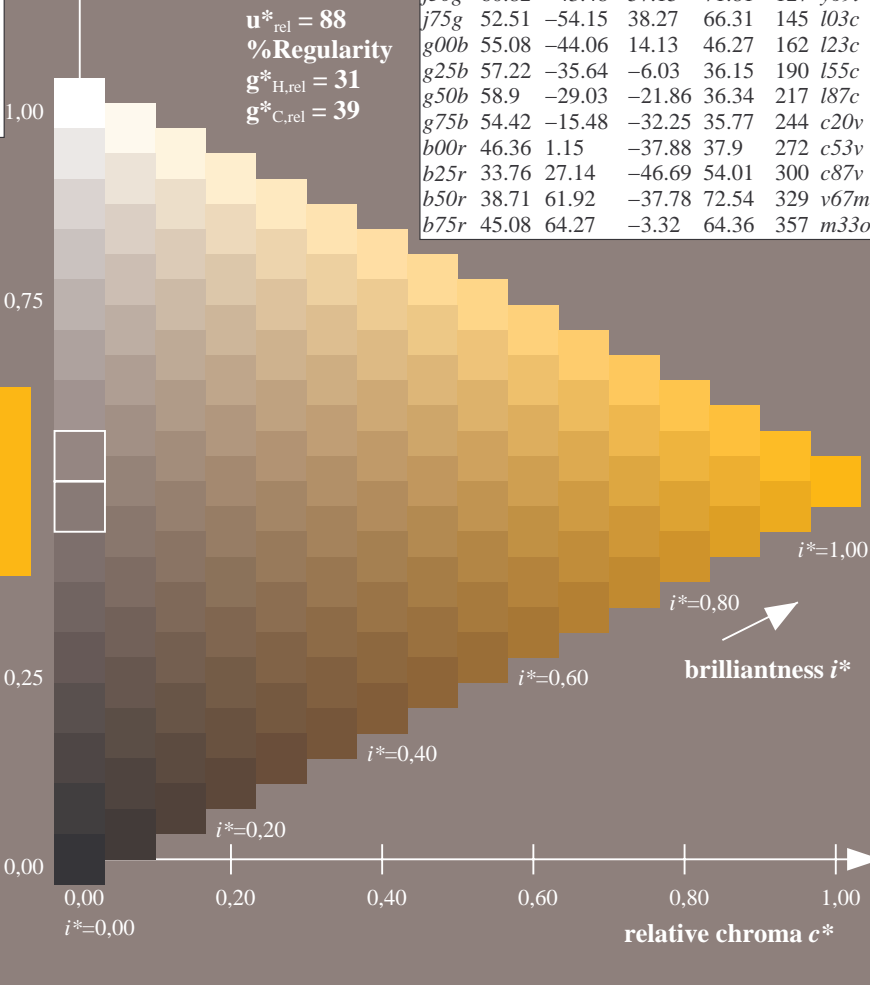
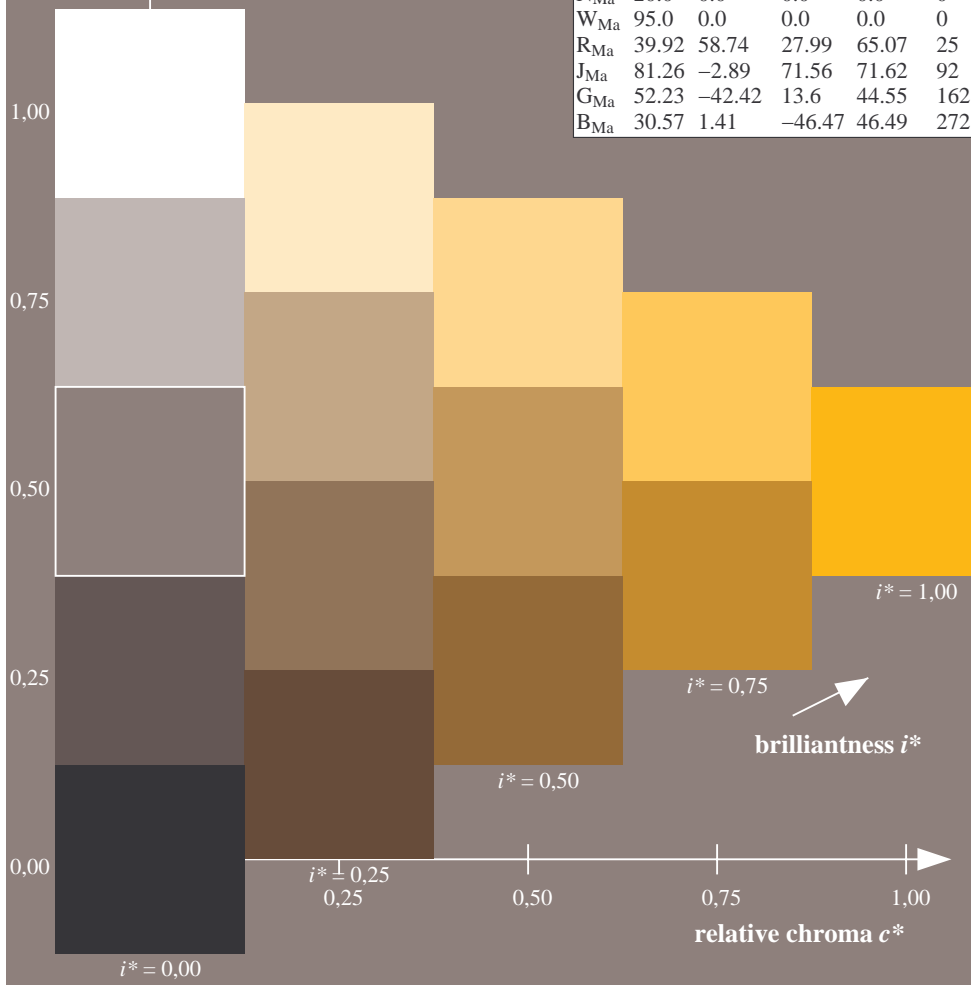
Data for maximum colour (Ma):

$LAB^*LAB^*_{Ma}$: 70 19 75
 $LAB^*LCH^*_{Ma}$: 70 77 75
 $lab^*rgb^*_{Ma}$: 1.0 0.75 0.0
 $lab^*olv^*_{Ma}$: 1.0 0.7 0.0

FRS12_95a; adapted (a) CIELAB data							
	u^*_e	$L^*=L^*_a$	a^*_a	b^*_a	$C^*_{ab,a}$	$h^*_{ab,a}$	u^*_d
r00j	44.18	56.95	27.14	63.08	25	m81o	
r25j	47.38	49.13	44.53	66.31	42	o10y	
r50j	57.76	35.24	58.41	68.22	59	o40y	
r75j	69.81	19.13	74.52	76.94	76	o69y	
j00g	87.06	-3.94	97.58	97.66	92	o98y	
j25g	72.25	-26.89	74.73	79.42	110	y34l	
j50g	60.82	-43.48	57.15	71.81	127	y69l	
j75g	52.51	-54.15	38.27	66.31	145	l03c	
g00b	55.08	-44.06	14.13	46.27	162	l23c	
g25b	57.22	-35.64	-6.03	36.15	190	l55c	
g50b	58.9	-29.03	-21.86	36.34	217	l87c	
g75b	54.42	-15.48	-32.25	35.77	244	c20v	
b00r	46.36	1.15	-37.88	37.9	272	c53v	
b25r	33.76	27.14	-46.69	54.01	300	c87v	
b50r	38.71	61.92	-37.78	72.54	329	v67m	
b75r	45.08	64.27	-3.32	64.36	357	m33o	

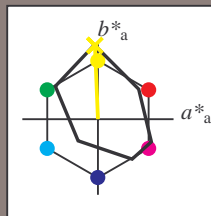
triangle lightness t^*

%Gamut
 $u^*_{rel} = 88$
 %Regularity
 $g^*_{H,rel} = 31$
 $g^*_{C,rel} = 39$



Input and output: Colorimetric Printer Reflective System FRS12_95a, L*=20_95 for relative CIELAB hue $h^* = lab^*h^* = h_{ab}/360 = 0.256$
 data for any colour: lab^*tch^* and lab^*icu^*

Hue texts:
 $u^*_e = j00g$ $u^*_d = o98y$
 contrast reduction factor:
 $c_R = 0.9$
 triangle lightness t^*



FRS12_95a; adapted (a) CIELAB data						
	u^*_e	$L^*=L^*_a$	a^*_a	b^*_a	$C^*_{ab,a}$	$h^*_{ab,a}$
O _{Ma}	43.8	53.91	39.75	66.98	36	
Y _{Ma}	87.58	-4.65	98.29	98.4	93	
L _{Ma}	51.95	-56.34	43.53	71.2	142	
C _{Ma}	59.62	-26.2	-28.62	38.8	228	
V _{Ma}	25.01	45.2	-52.8	69.51	311	
M _{Ma}	45.88	70.67	-29.93	76.75	337	
N _{Ma}	20.0	0.0	0.0	0.0	0	
W _{Ma}	95.0	0.0	0.0	0.0	0	
R _{Ma}	39.92	58.74	27.99	65.07	25	
J _{Ma}	81.26	-2.89	71.56	71.62	92	
G _{Ma}	52.23	-42.42	13.6	44.55	162	
B _{Ma}	30.57	1.41	-46.47	46.49	272	

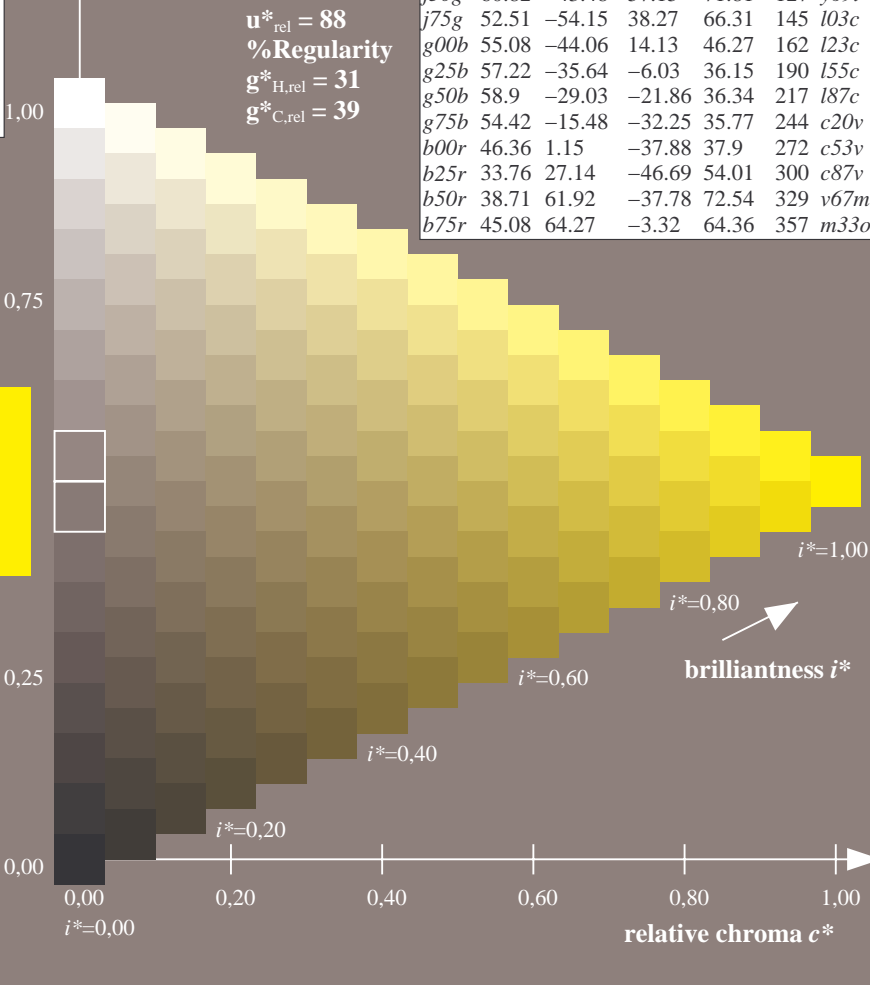
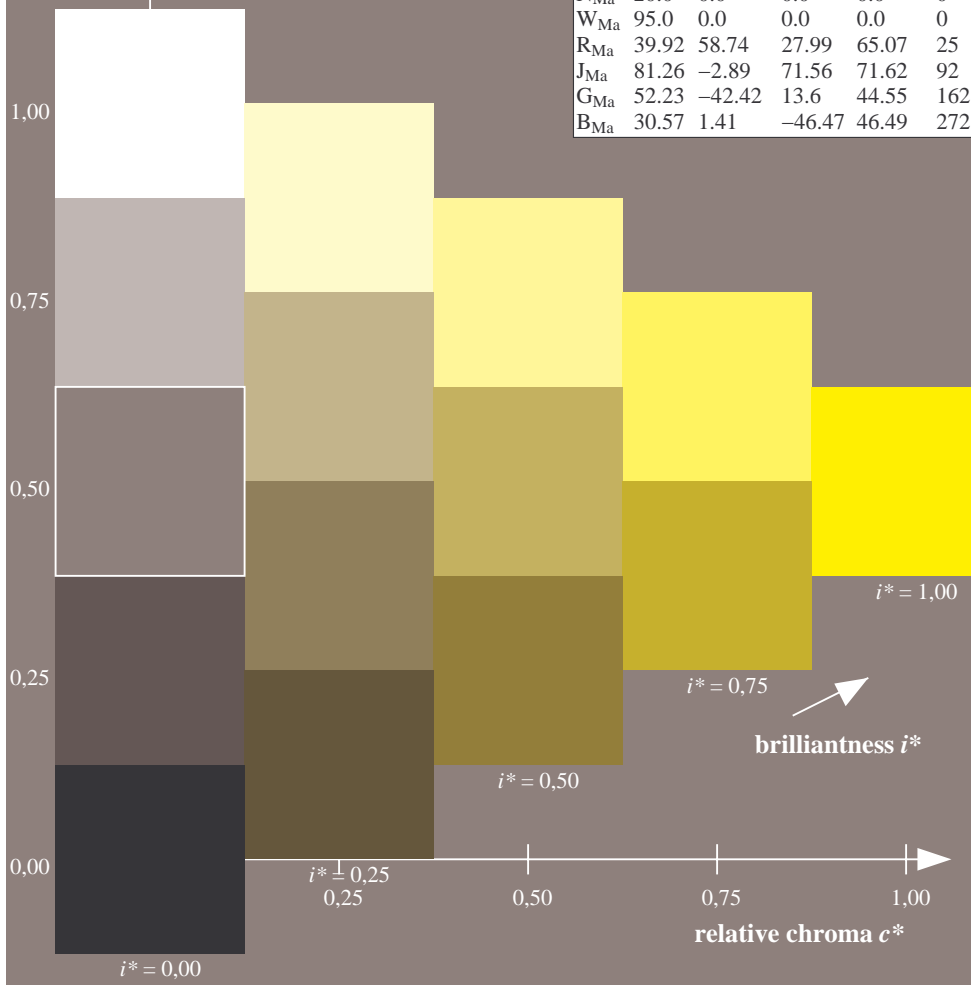
Data for maximum colour (Ma):

$LAB^*LAB^*_{Ma}$: 87 -4 98
 $LAB^*LCH^*_{Ma}$: 87 98 92
 $lab^*rgb^*_{Ma}$: 1.0 1.0 0.0
 $lab^*olv^*_{Ma}$: 1.0 0.99 0.0

FRS12_95a; adapted (a) CIELAB data							
	u^*_e	$L^*=L^*_a$	a^*_a	b^*_a	$C^*_{ab,a}$	$h^*_{ab,a}$	u^*_d
r00j	44.18	56.95	27.14	63.08	25	m81o	
r25j	47.38	49.13	44.53	66.31	42	o10y	
r50j	57.76	35.24	58.41	68.22	59	o40y	
r75j	69.81	19.13	74.52	76.94	76	o69y	
j00g	87.06	-3.94	97.58	97.66	92	o98y	
j25g	72.25	-26.89	74.73	79.42	110	y34l	
j50g	60.82	-43.48	57.15	71.81	127	y69l	
j75g	52.51	-54.15	38.27	66.31	145	l03c	
g00b	55.08	-44.06	14.13	46.27	162	l23c	
g25b	57.22	-35.64	-6.03	36.15	190	l55c	
g50b	58.9	-29.03	-21.86	36.34	217	l87c	
g75b	54.42	-15.48	-32.25	35.77	244	c20v	
b00r	46.36	1.15	-37.88	37.9	272	c53v	
b25r	33.76	27.14	-46.69	54.01	300	c87v	
b50r	38.71	61.92	-37.78	72.54	329	v67m	
b75r	45.08	64.27	-3.32	64.36	357	m33o	

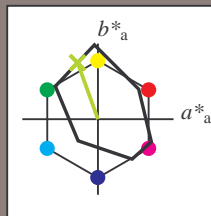
triangle lightness t^*

%Gamut
 $u^*_{rel} = 88$
 %Regularity
 $g^*_{H,rel} = 31$
 $g^*_{C,rel} = 39$



Input and output: Colorimetric Printer Reflective System FRS12_95a, L*=20_95 for relative CIELAB hue $h^* = lab^*h^* = h_{ab}^*/360 = 0.305$
 data for any colour:
 lab^*tch^* and lab^*icu^*

Hue texts:
 $u^*_e = j25g$ $u^*_d = y34l$
 contrast reduction factor:
 $c_R = 0.9$
 triangle lightness t^*



FRS12_95a; adapted (a) CIELAB data						
	u^*_e	$L^*=L^*_a$	a^*_a	b^*_a	$C^*_{ab,a}$	$h^*_{ab,a}$
O _{Ma}	43.8	53.91	39.75	66.98	36	
Y _{Ma}	87.58	-4.65	98.29	98.4	93	
L _{Ma}	51.95	-56.34	43.53	71.2	142	
C _{Ma}	59.62	-26.2	-28.62	38.8	228	
V _{Ma}	25.01	45.2	-52.8	69.51	311	
M _{Ma}	45.88	70.67	-29.93	76.75	337	
N _{Ma}	20.0	0.0	0.0	0.0	0	
W _{Ma}	95.0	0.0	0.0	0.0	0	
R _{Ma}	39.92	58.74	27.99	65.07	25	
J _{Ma}	81.26	-2.89	71.56	71.62	92	
G _{Ma}	52.23	-42.42	13.6	44.55	162	
B _{Ma}	30.57	1.41	-46.47	46.49	272	

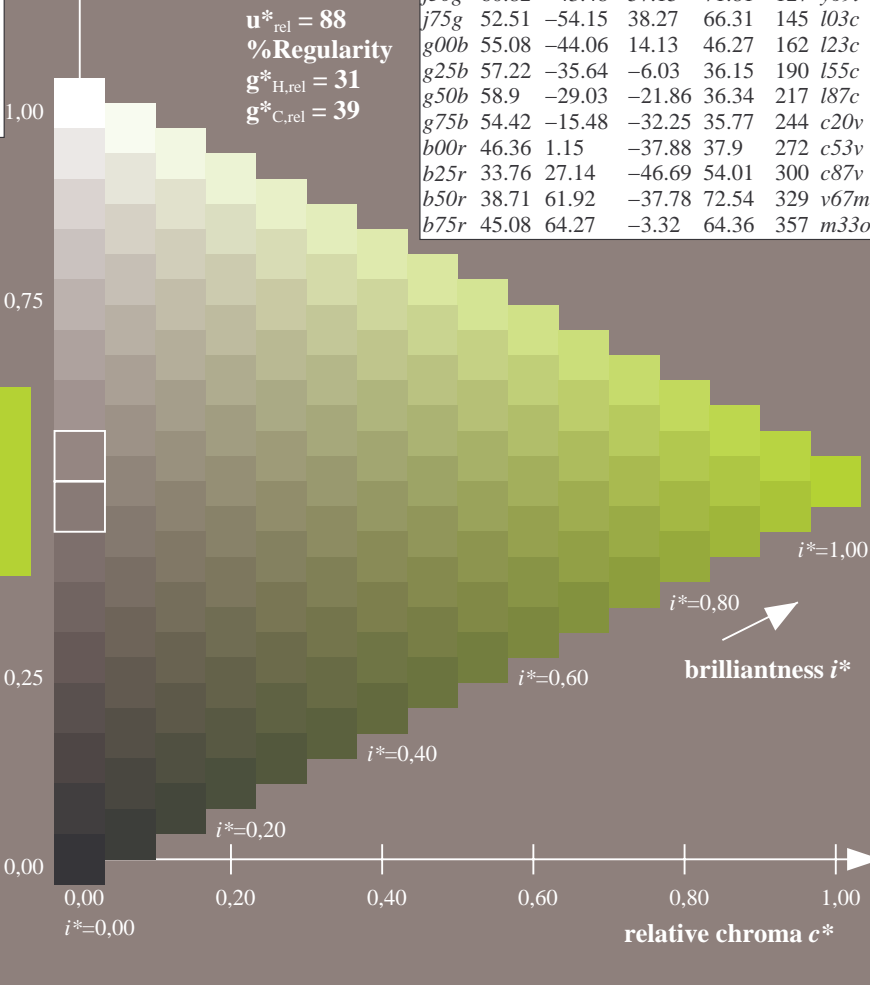
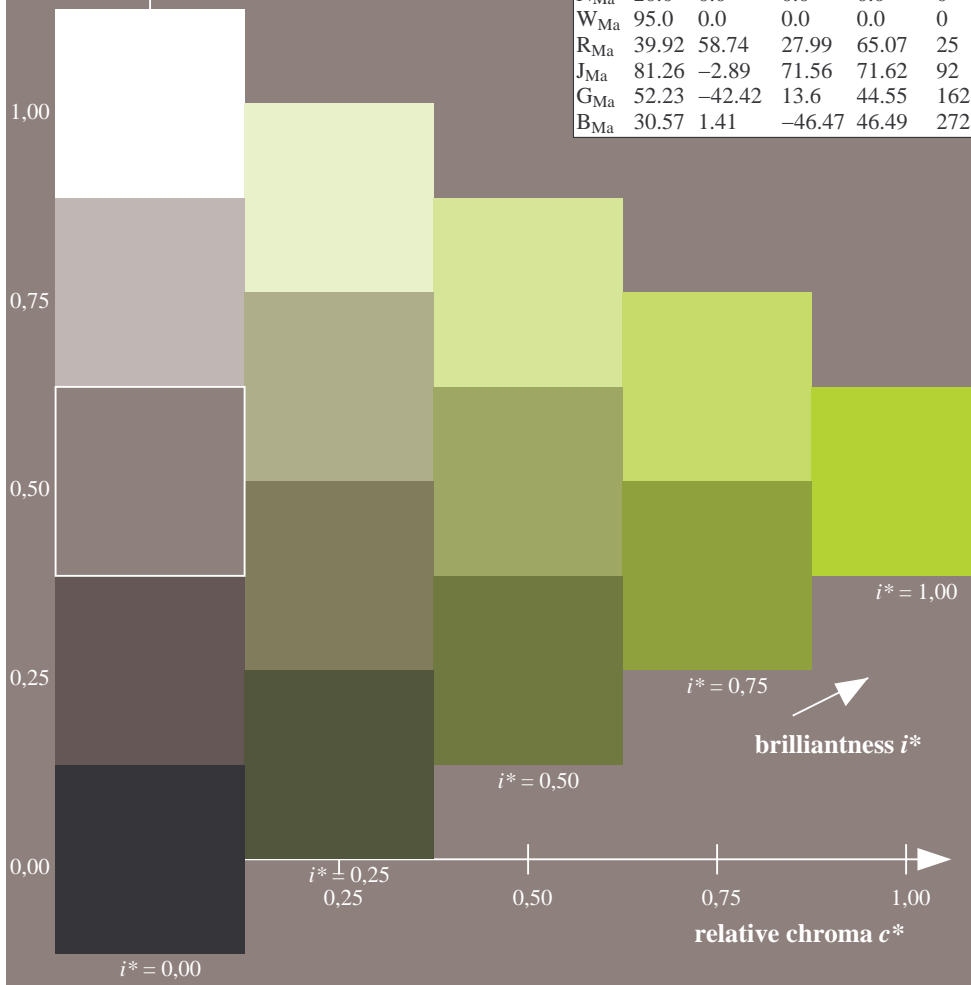
Data for maximum colour (Ma):

$LAB^*LAB^*_{Ma}$: 72 -27 75
 $LAB^*LCH^*_{Ma}$: 72 79 109
 $lab^*rgb^*_{Ma}$: 0.75 1.0 0.0
 $lab^*olv^*_{Ma}$: 0.66 1.0 0.0

FRS12_95a; adapted (a) CIELAB data							
	u^*_e	$L^*=L^*_a$	a^*_a	b^*_a	$C^*_{ab,a}$	$h^*_{ab,a}$	u^*_d
r00j	44.18	56.95	27.14	63.08	25	m81o	
r25j	47.38	49.13	44.53	66.31	42	o10y	
r50j	57.76	35.24	58.41	68.22	59	o40y	
r75j	69.81	19.13	74.52	76.94	76	o69y	
j00g	87.06	-3.94	97.58	97.66	92	o98y	
j25g	72.25	-26.89	74.73	79.42	110	y34l	
j50g	60.82	-43.48	57.15	71.81	127	y69l	
j75g	52.51	-54.15	38.27	66.31	145	l03c	
g00b	55.08	-44.06	14.13	46.27	162	l23c	
g25b	57.22	-35.64	-6.03	36.15	190	l55c	
g50b	58.9	-29.03	-21.86	36.34	217	l87c	
g75b	54.42	-15.48	-32.25	35.77	244	c20v	
b00r	46.36	1.15	-37.88	37.9	272	c53v	
b25r	33.76	27.14	-46.69	54.01	300	c87v	
b50r	38.71	61.92	-37.78	72.54	329	v67m	
b75r	45.08	64.27	-3.32	64.36	357	m33o	

triangle lightness t^*

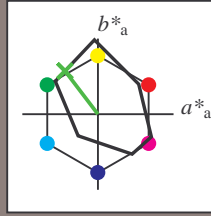
%Gamut
 $u^*_{rel} = 88$
 %Regularity
 $g^*_{H,rel} = 31$
 $g^*_{C,rel} = 39$



Input and output: Colorimetric Printer Reflective System FRS12_95a, L*=20_95 for relative CIELAB hue $h^* = lab^*h^* = h_{ab}^*/360 = 0.354$

$u^*_e = j50g$

data for any colour:
 lab^*tch^* and lab^*icu^*
 Hue texts:
 $u^*_e = j50g$ $u^*_d = y69l$
 contrast reduction factor:
 $c_R = 0.9$
 triangle lightness t^*



FRS12_95a; adapted (a) CIELAB data						
	u^*_e	$L^*=L^*_a$	a^*_a	b^*_a	$C^*_{ab,a}$	$h^*_{ab,a}$
O _{Ma}	43.8	53.91	39.75	66.98	36	
Y _{Ma}	87.58	-4.65	98.29	98.4	93	
L _{Ma}	51.95	-56.34	43.53	71.2	142	
C _{Ma}	59.62	-26.2	-28.62	38.8	228	
V _{Ma}	25.01	45.2	-52.8	69.51	311	
M _{Ma}	45.88	70.67	-29.93	76.75	337	
N _{Ma}	20.0	0.0	0.0	0.0	0	
W _{Ma}	95.0	0.0	0.0	0.0	0	
R _{Ma}	39.92	58.74	27.99	65.07	25	
J _{Ma}	81.26	-2.89	71.56	71.62	92	
G _{Ma}	52.23	-42.42	13.6	44.55	162	
B _{Ma}	30.57	1.41	-46.47	46.49	272	

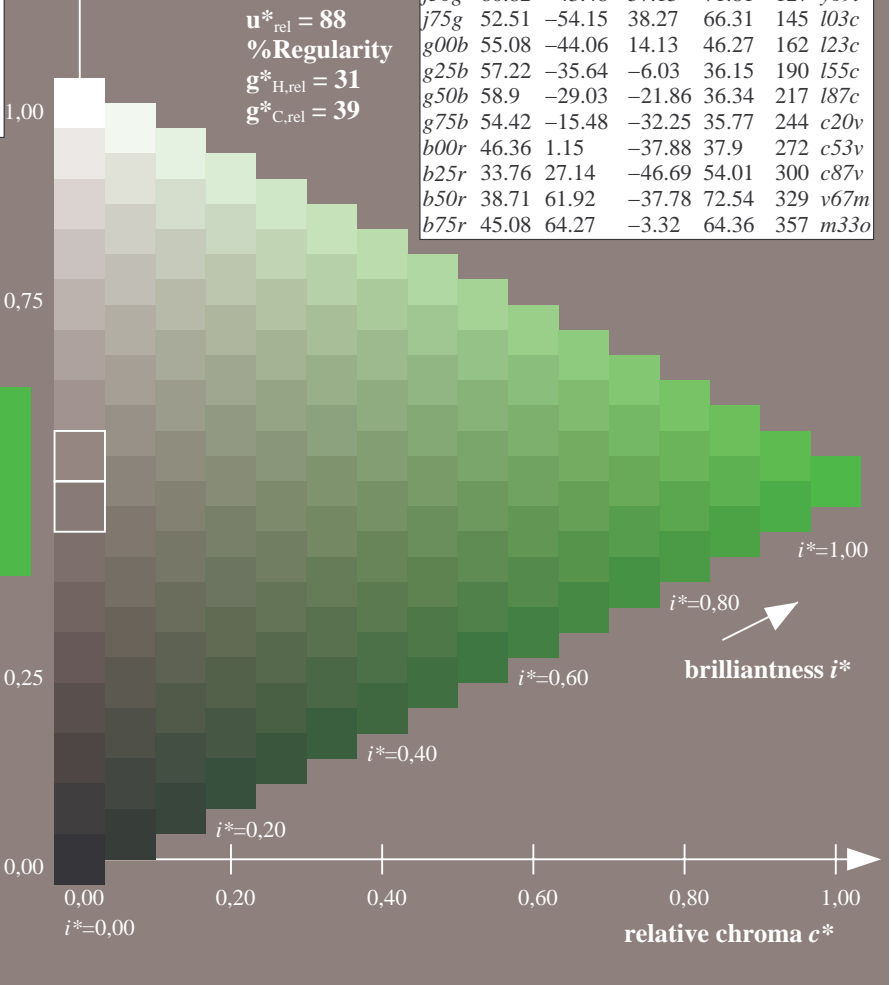
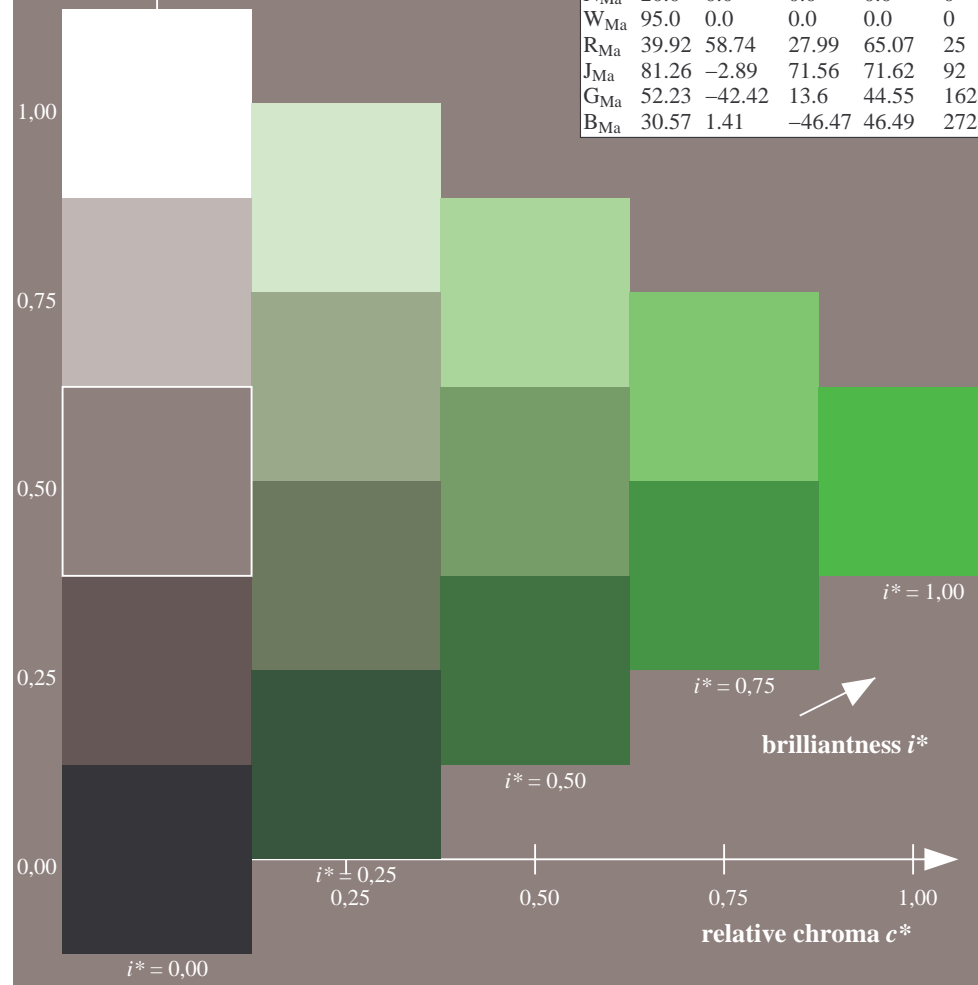
Data for maximum colour (Ma):

$LAB^*LAB^*_{Ma}$: 61 -43 57
 $LAB^*LCH^*_{Ma}$: 61 72 127
 $lab^*rgb^*_{Ma}$: 0.5 1.0 0.0
 $lab^*olv^*_{Ma}$: 0.3 1.0 0.0

FRS12_95a; adapted (a) CIELAB data							
	u^*_e	$L^*=L^*_a$	a^*_a	b^*_a	$C^*_{ab,a}$	$h^*_{ab,a}$	u^*_d
r00j	44.18	56.95	27.14	63.08	25	m81o	
r25j	47.38	49.13	44.53	66.31	42	o10y	
r50j	57.76	35.24	58.41	68.22	59	o40y	
r75j	69.81	19.13	74.52	76.94	76	o69y	
j00g	87.06	-3.94	97.58	97.66	92	o98y	
j25g	72.25	-26.89	74.73	79.42	110	y34l	
j50g	60.82	-43.48	57.15	71.81	127	y69l	
j75g	52.51	-54.15	38.27	66.31	145	l03c	
g00b	55.08	-44.06	14.13	46.27	162	l23c	
g25b	57.22	-35.64	-6.03	36.15	190	l55c	
g50b	58.9	-29.03	-21.86	36.34	217	l87c	
g75b	54.42	-15.48	-32.25	35.77	244	c20v	
b00r	46.36	1.15	-37.88	37.9	272	c53v	
b25r	33.76	27.14	-46.69	54.01	300	c87v	
b50r	38.71	61.92	-37.78	72.54	329	v67m	
b75r	45.08	64.27	-3.32	64.36	357	m33o	

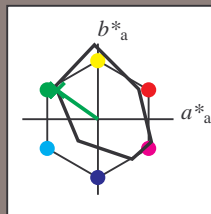
triangle lightness t^*

%Gamut
 $u^*_{rel} = 88$
 %Regularity
 $g^*_{H,rel} = 31$
 $g^*_{C,rel} = 39$



Input and output: Colorimetric Printer Reflective System FRS12_95a, L*=20_95 for relative CIELAB hue $h^* = lab^*h^* = h_{ab}^*/360 = 0.402$
 data for any colour:
 lab^*tch^* and lab^*icu^*

Hue texts:
 $u^*_e = j75g$ $u^*_d = i03c$
 contrast reduction factor:
 $c_R = 0.9$
 triangle lightness t^*



FRS12_95a; adapted (a) CIELAB data						
	u^*_e	$L^*=L^*_a$	a^*_a	b^*_a	$C^*_{ab,a}$	$h^*_{ab,a}$
O _{Ma}	43.8	53.91	39.75	66.98	36	
Y _{Ma}	87.58	-4.65	98.29	98.4	93	
L _{Ma}	51.95	-56.34	43.53	71.2	142	
C _{Ma}	59.62	-26.2	-28.62	38.8	228	
V _{Ma}	25.01	45.2	-52.8	69.51	311	
M _{Ma}	45.88	70.67	-29.93	76.75	337	
N _{Ma}	20.0	0.0	0.0	0.0	0	
W _{Ma}	95.0	0.0	0.0	0.0	0	
R _{Ma}	39.92	58.74	27.99	65.07	25	
J _{Ma}	81.26	-2.89	71.56	71.62	92	
G _{Ma}	52.23	-42.42	13.6	44.55	162	
B _{Ma}	30.57	1.41	-46.47	46.49	272	

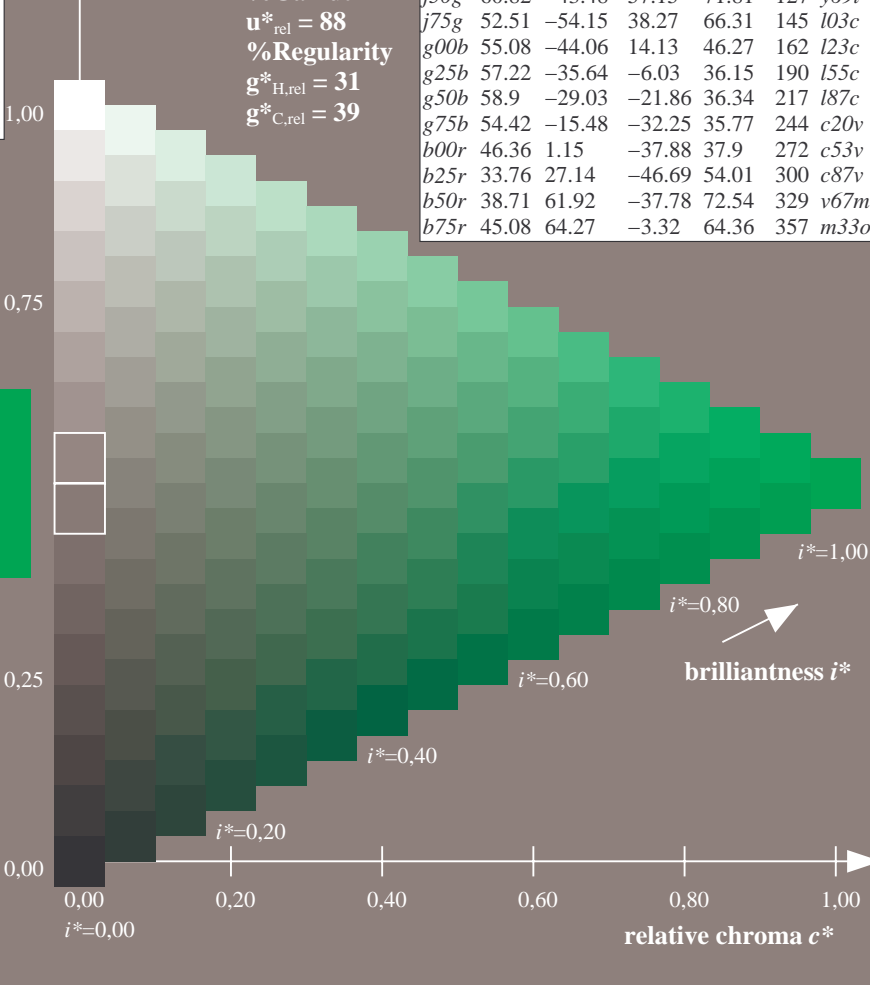
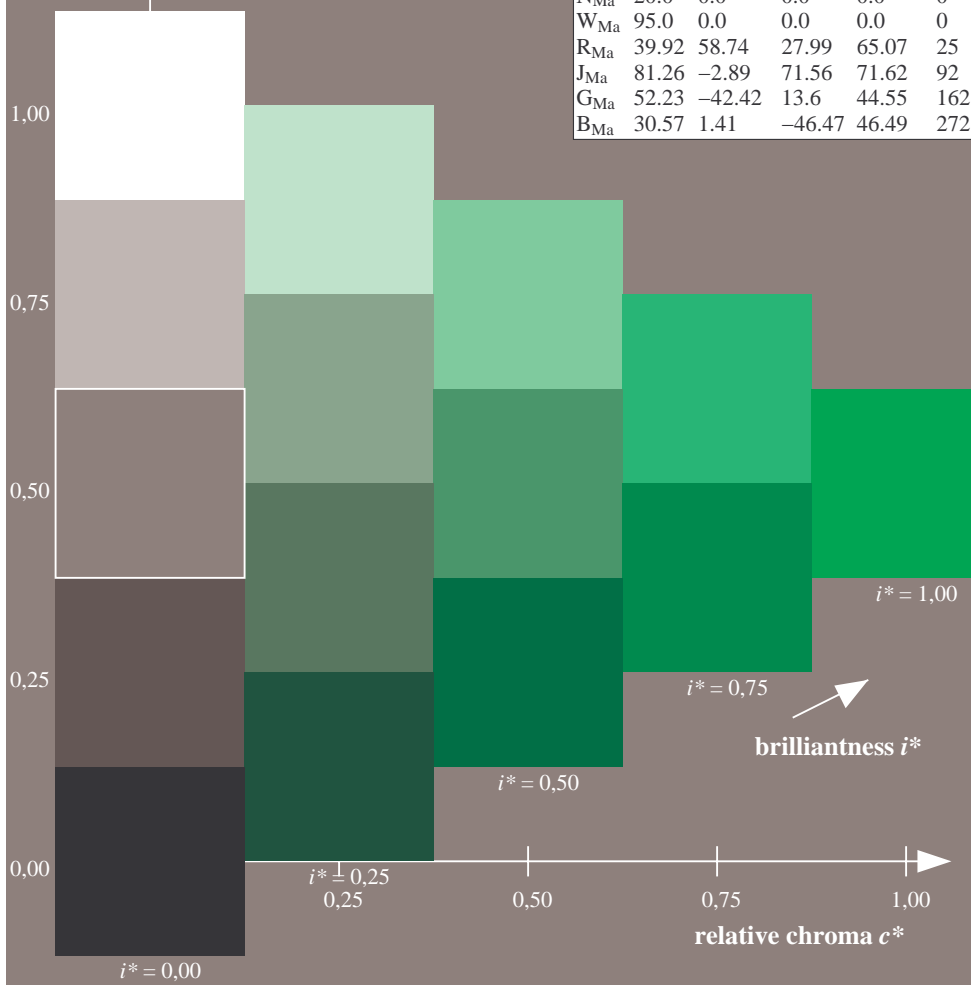
Data for maximum colour (Ma):

$LAB^*LAB^*_{Ma}$: 53 -54 38
 $LAB^*LCH^*_{Ma}$: 53 66 144
 $lab^*rgb^*_{Ma}$: 0.25 1.0 0.0
 $lab^*olv^*_{Ma}$: 0.0 1.0 0.03

FRS12_95a; adapted (a) CIELAB data							
	u^*_e	$L^*=L^*_a$	a^*_a	b^*_a	$C^*_{ab,a}$	$h^*_{ab,a}$	u^*_d
r00j	44.18	56.95	27.14	63.08	25	m81o	
r25j	47.38	49.13	44.53	66.31	42	o10y	
r50j	57.76	35.24	58.41	68.22	59	o40y	
r75j	69.81	19.13	74.52	76.94	76	o69y	
j00g	87.06	-3.94	97.58	97.66	92	o98y	
j25g	72.25	-26.89	74.73	79.42	110	y34l	
j50g	60.82	-43.48	57.15	71.81	127	y69l	
j75g	52.51	-54.15	38.27	66.31	145	i03c	
g00b	55.08	-44.06	14.13	46.27	162	i23c	
g25b	57.22	-35.64	-6.03	36.15	190	i55c	
g50b	58.9	-29.03	-21.86	36.34	217	i87c	
g75b	54.42	-15.48	-32.25	35.77	244	c20v	
b00r	46.36	1.15	-37.88	37.9	272	c53v	
b25r	33.76	27.14	-46.69	54.01	300	c87v	
b50r	38.71	61.92	-37.78	72.54	329	v67m	
b75r	45.08	64.27	-3.32	64.36	357	m33o	

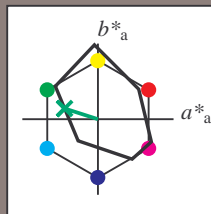
triangle lightness t^*

%Gamut
 $u^*_{rel} = 88$
 %Regularity
 $g^*_{H,rel} = 31$
 $g^*_{C,rel} = 39$



Input and output: Colorimetric Printer Reflective System FRS12_95a, L*=20_95 for relative CIELAB hue $h^* = lab^*h^* = h_{ab}^*/360 = 0.451$
 data for any colour: lab^*tch^* and lab^*icu^*

Hue texts:
 $u^*_e = g00b$ $u^*_d = l23c$
 contrast reduction factor:
 $c_R = 0.9$
 triangle lightness t^*



FRS12_95a; adapted (a) CIELAB data						
	u^*_e	$L^*=L^*_a$	a^*_a	b^*_a	$C^*_{ab,a}$	$h^*_{ab,a}$
O _{Ma}	43.8	53.91	39.75	66.98	36	
Y _{Ma}	87.58	-4.65	98.29	98.4	93	
L _{Ma}	51.95	-56.34	43.53	71.2	142	
C _{Ma}	59.62	-26.2	-28.62	38.8	228	
V _{Ma}	25.01	45.2	-52.8	69.51	311	
M _{Ma}	45.88	70.67	-29.93	76.75	337	
N _{Ma}	20.0	0.0	0.0	0.0	0	
W _{Ma}	95.0	0.0	0.0	0.0	0	
R _{Ma}	39.92	58.74	27.99	65.07	25	
J _{Ma}	81.26	-2.89	71.56	71.62	92	
G _{Ma}	52.23	-42.42	13.6	44.55	162	
B _{Ma}	30.57	1.41	-46.47	46.49	272	

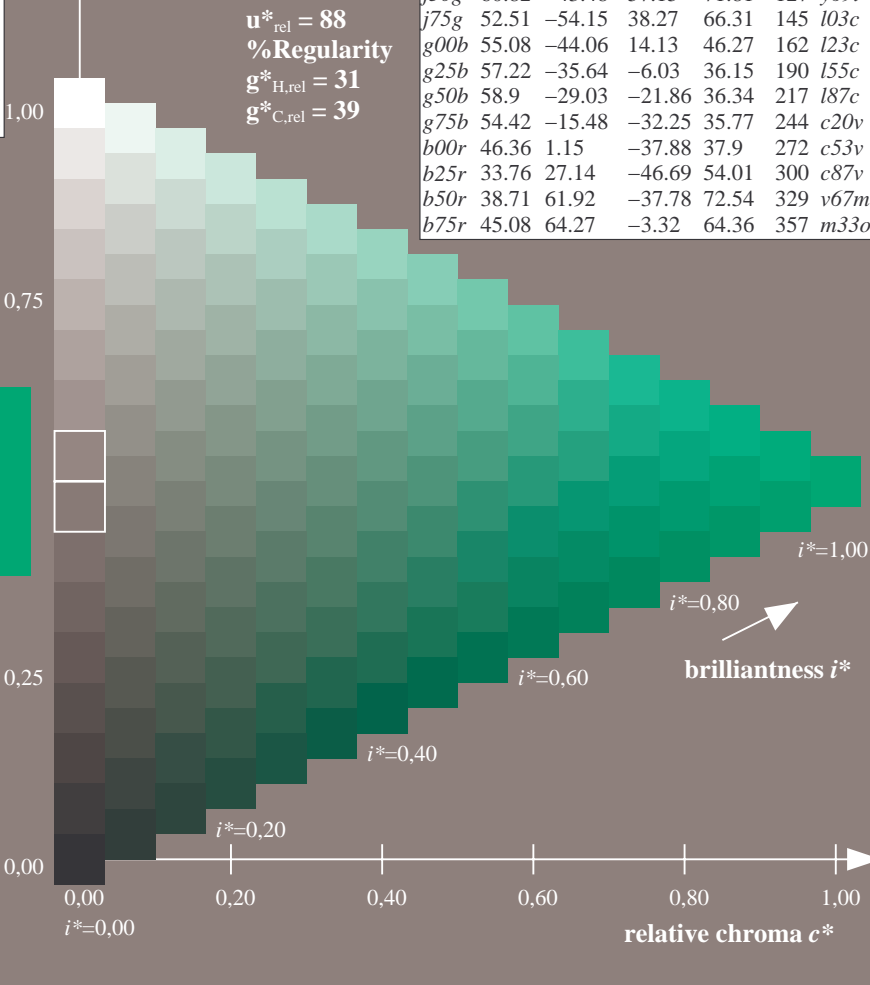
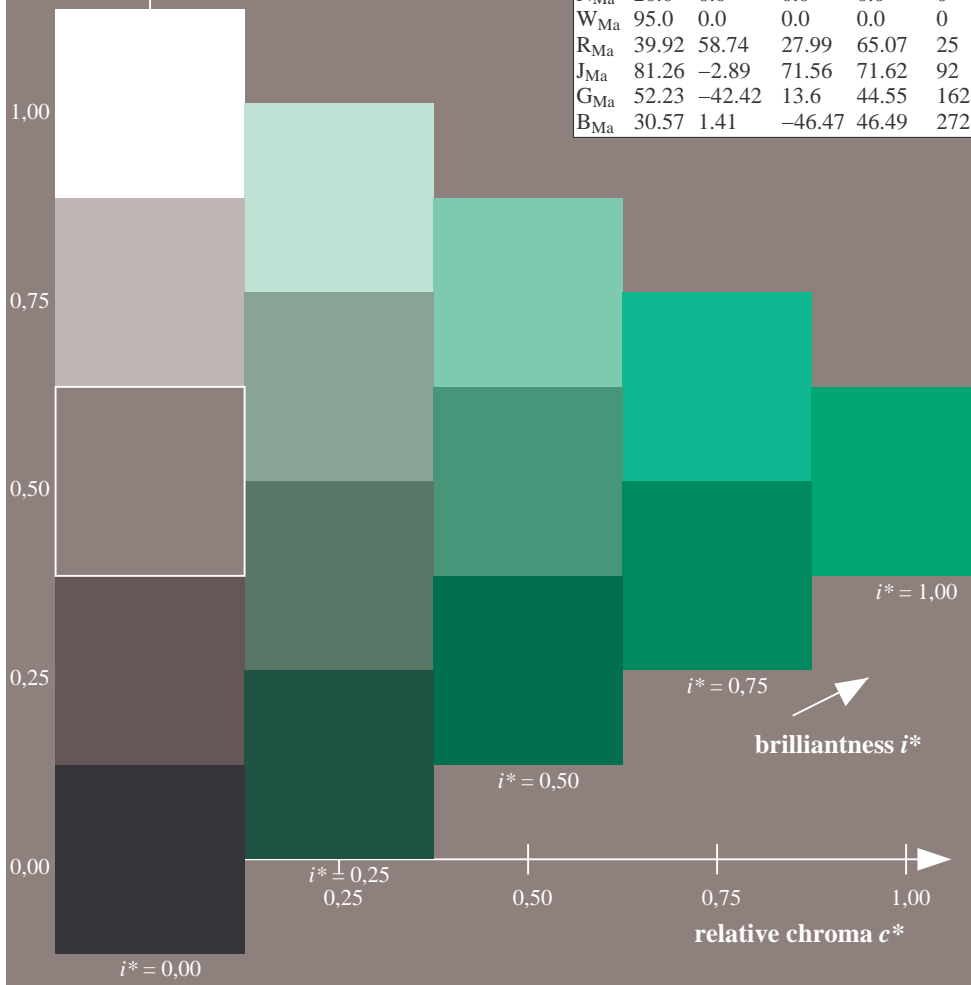
Data for maximum colour (Ma):

$LAB^*LAB^*_{Ma}: 55 -44 14$
 $LAB^*LCH^*_{Ma}: 55 46 162$
 $lab^*rgb^*_{Ma}: 0.0 1.0 0.0$
 $lab^*olv^*_{Ma}: 0.0 1.0 0.23$

FRS12_95a; adapted (a) CIELAB data							
	u^*_e	$L^*=L^*_a$	a^*_a	b^*_a	$C^*_{ab,a}$	$h^*_{ab,a}$	u^*_d
r00j	44.18	56.95	27.14	63.08	25	m81o	
r25j	47.38	49.13	44.53	66.31	42	o10y	
r50j	57.76	35.24	58.41	68.22	59	o40y	
r75j	69.81	19.13	74.52	76.94	76	o69y	
j00g	87.06	-3.94	97.58	97.66	92	o98y	
j25g	72.25	-26.89	74.73	79.42	110	y34l	
j50g	60.82	-43.48	57.15	71.81	127	y69l	
j75g	52.51	-54.15	38.27	66.31	145	l03c	
g00b	55.08	-44.06	14.13	46.27	162	l23c	
g25b	57.22	-35.64	-6.03	36.15	190	l55c	
g50b	58.9	-29.03	-21.86	36.34	217	l87c	
g75b	54.42	-15.48	-32.25	35.77	244	c20v	
b00r	46.36	1.15	-37.88	37.9	272	c53v	
b25r	33.76	27.14	-46.69	54.01	300	c87v	
b50r	38.71	61.92	-37.78	72.54	329	v67m	
b75r	45.08	64.27	-3.32	64.36	357	m33o	

triangle lightness t^*

%Gamut
 $u^*_{rel} = 88$
 %Regularity
 $g^*_{H,rel} = 31$
 $g^*_{C,rel} = 39$

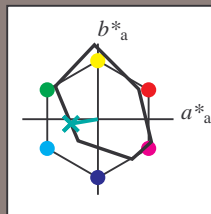


See for similar files: <http://www.ps.bam.de/Fe65/>; www.ps.bam.de/Fe.HTM
 Technical information: <http://www.ps.bam.de> Version 2.1, io=1,1, ColSpX=0

BAM registration: 20081001-Fe65/10L/L65e00NP.PDF/ .PS BAM material: code=rhadata
 application for evaluation and measurement of printer or monitor systems

Input and output: Colorimetric Printer Reflective System FRS12_95a, L*=20_95 for relative CIELAB hue $h^* = lab^*h^* = h_{ab}^*/360 = 0.527$
 data for any colour: lab^*tch^* and lab^*icu^*

Hue texts:
 $u^*_e = g25b$ $u^*_d = l55c$
 contrast reduction factor:
 $c_R = 0.9$
 triangle lightness t^*



FRS12_95a; adapted (a) CIELAB data						
u^*_e	$L^*=L^*_a$	a^*_a	b^*_a	$C^*_{ab,a}$	$h^*_{ab,a}$	
O _{Ma}	43.8	53.91	39.75	66.98	36	
Y _{Ma}	87.58	-4.65	98.29	98.4	93	
L _{Ma}	51.95	-56.34	43.53	71.2	142	
C _{Ma}	59.62	-26.2	-28.62	38.8	228	
V _{Ma}	25.01	45.2	-52.8	69.51	311	
M _{Ma}	45.88	70.67	-29.93	76.75	337	
N _{Ma}	20.0	0.0	0.0	0.0	0	
W _{Ma}	95.0	0.0	0.0	0.0	0	
R _{Ma}	39.92	58.74	27.99	65.07	25	
J _{Ma}	81.26	-2.89	71.56	71.62	92	
G _{Ma}	52.23	-42.42	13.6	44.55	162	
B _{Ma}	30.57	1.41	-46.47	46.49	272	

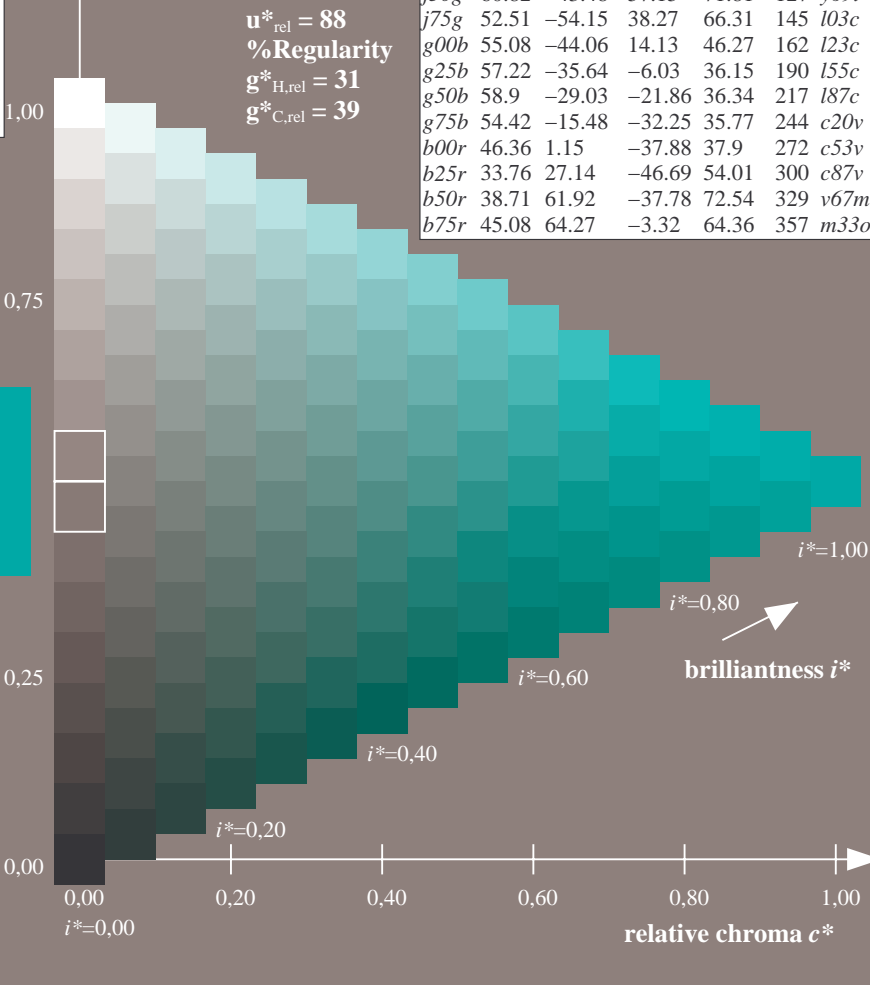
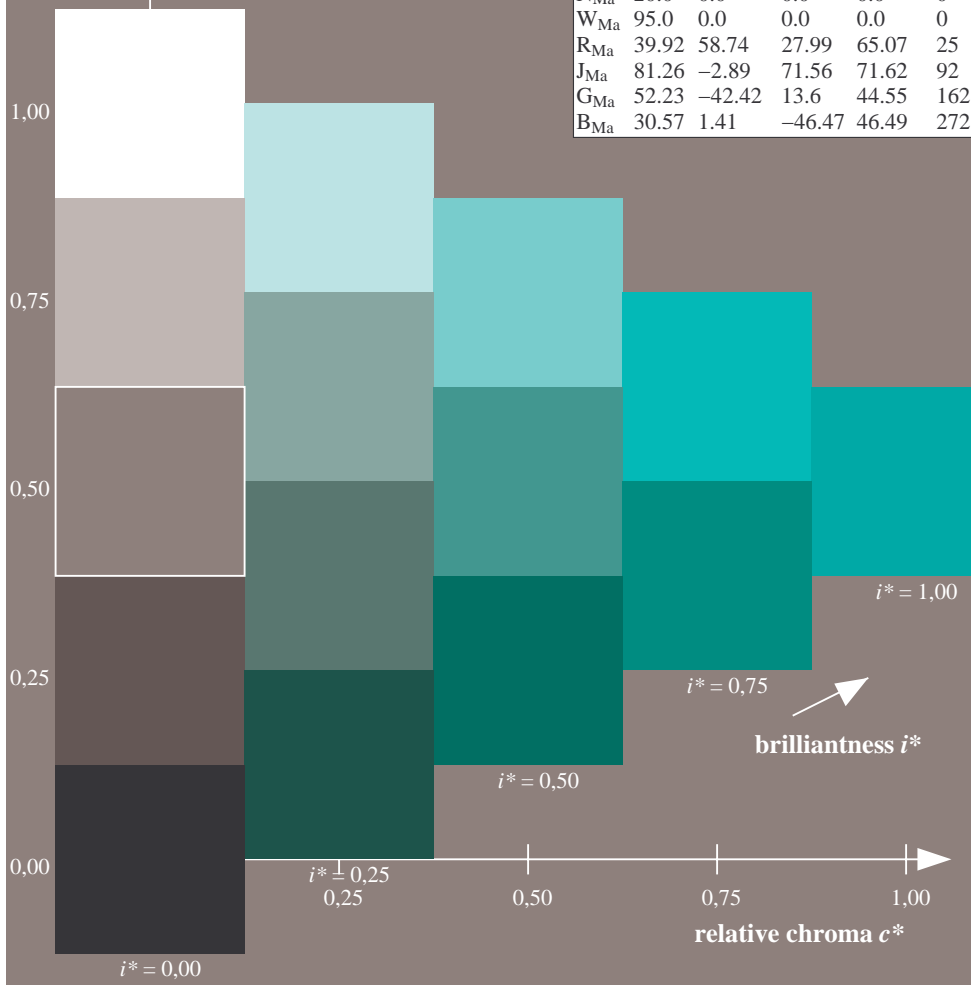
Data for maximum colour (Ma):

$LAB^*LAB^*_{Ma}$: 57 -36 -6
 $LAB^*LCH^*_{Ma}$: 57 36 189
 $lab^*rgb^*_{Ma}$: 0.0 1.0 0.5
 $lab^*olv^*_{Ma}$: 0.0 1.0 0.55

FRS12_95a; adapted (a) CIELAB data							
u^*_e	$L^*=L^*_a$	a^*_a	b^*_a	$C^*_{ab,a}$	$h^*_{ab,a}$	u^*_d	
r00j	44.18	56.95	27.14	63.08	25	m81o	
r25j	47.38	49.13	44.53	66.31	42	o10y	
r50j	57.76	35.24	58.41	68.22	59	o40y	
r75j	69.81	19.13	74.52	76.94	76	o69y	
j00g	87.06	-3.94	97.58	97.66	92	o98y	
j25g	72.25	-26.89	74.73	79.42	110	y34l	
j50g	60.82	-43.48	57.15	71.81	127	y69l	
j75g	52.51	-54.15	38.27	66.31	145	l03c	
g00b	55.08	-44.06	14.13	46.27	162	l23c	
g25b	57.22	-35.64	-6.03	36.15	190	l55c	
g50b	58.9	-29.03	-21.86	36.34	217	l87c	
g75b	54.42	-15.48	-32.25	35.77	244	c20v	
b00r	46.36	1.15	-37.88	37.9	272	c53v	
b25r	33.76	27.14	-46.69	54.01	300	c87v	
b50r	38.71	61.92	-37.78	72.54	329	v67m	
b75r	45.08	64.27	-3.32	64.36	357	m33o	

triangle lightness t^*

%Gamut
 $u^*_{rel} = 88$
 %Regularity
 $g^*_{H,rel} = 31$
 $g^*_{C,rel} = 39$

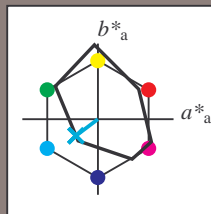


See for similar files: <http://www.ps.bam.de/Fe65/>; www.ps.bam.de/Fe.HTM
 Technical information: <http://www.ps.bam.de> Version 2.1, io=1,1, ColSPx=0

BAM registration: 20081001-Fe65/10L/L65e00NP.PDF/ .PS BAM material: code=rhadata
 application for evaluation and measurement of printer or monitor systems

Input and output: Colorimetric Printer Reflective System FRS12_95a, L*=20_95 for relative CIELAB hue $h^* = lab^*h^* = h_{ab}^*/360 = 0.603$
 data for any colour:
 lab^*tch^* and lab^*icu^*

Hue texts:
 $u^*_e = g50b$ $u^*_d = 187c$
 contrast reduction factor:
 $c_R = 0.9$
 triangle lightness t^*



FRS12_95a; adapted (a) CIELAB data						
u^*_e	$L^*=L^*_a$	a^*_a	b^*_a	$C^*_{ab,a}$	$h^*_{ab,a}$	
O _{Ma}	43.8	53.91	39.75	66.98	36	
Y _{Ma}	87.58	-4.65	98.29	98.4	93	
L _{Ma}	51.95	-56.34	43.53	71.2	142	
C _{Ma}	59.62	-26.2	-28.62	38.8	228	
V _{Ma}	25.01	45.2	-52.8	69.51	311	
M _{Ma}	45.88	70.67	-29.93	76.75	337	
N _{Ma}	20.0	0.0	0.0	0.0	0	
W _{Ma}	95.0	0.0	0.0	0.0	0	
R _{Ma}	39.92	58.74	27.99	65.07	25	
J _{Ma}	81.26	-2.89	71.56	71.62	92	
G _{Ma}	52.23	-42.42	13.6	44.55	162	
B _{Ma}	30.57	1.41	-46.47	46.49	272	

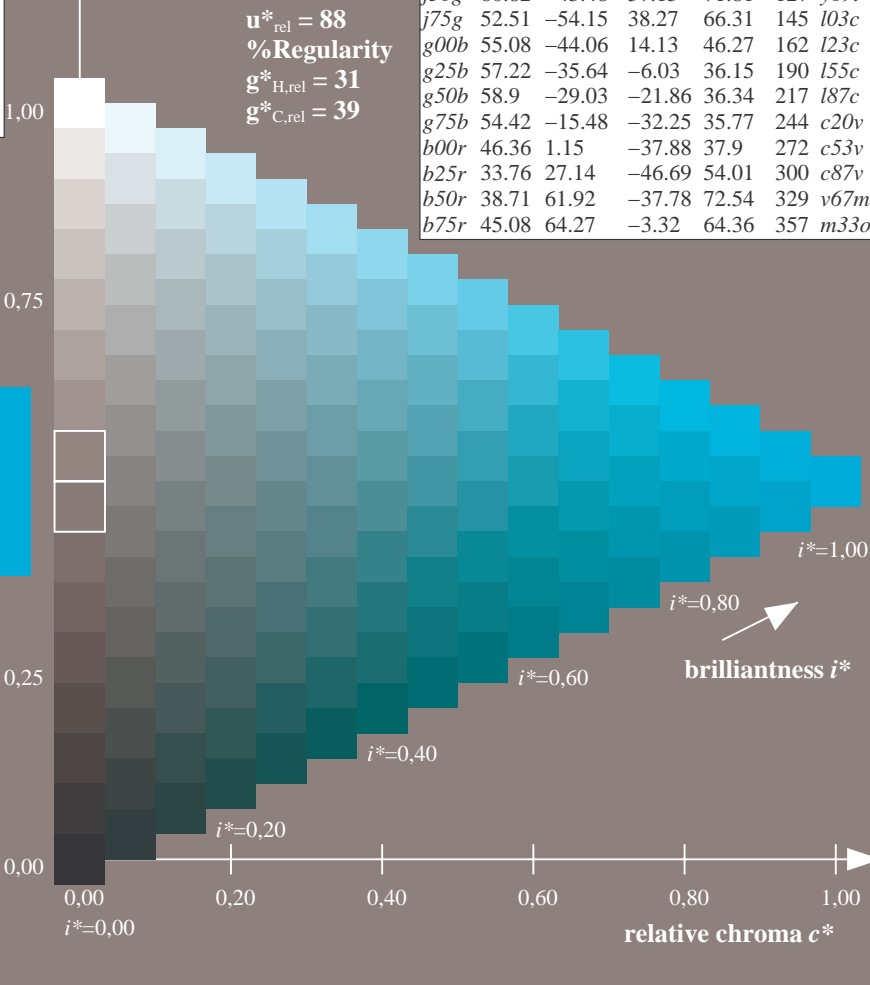
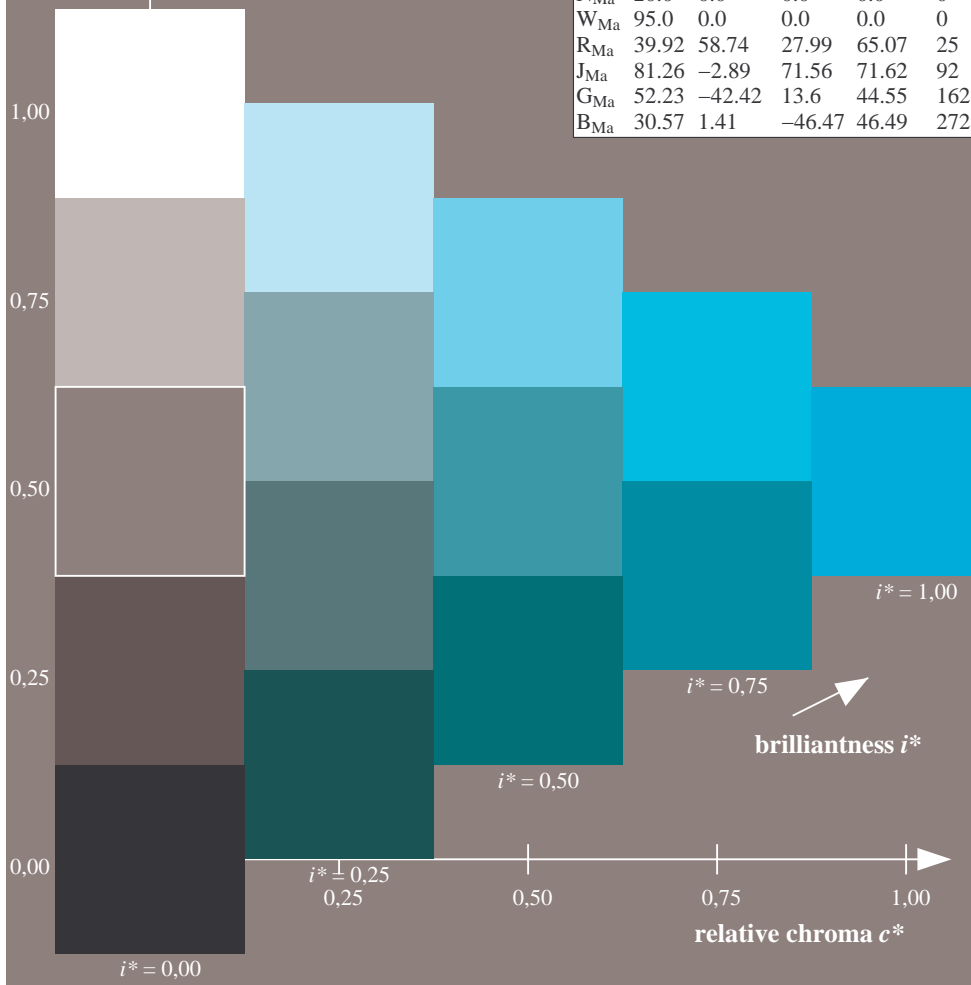
Data for maximum colour (Ma):

$LAB^*LAB^*_{Ma}$: 59 -29 -22
 $LAB^*LCH^*_{Ma}$: 59 36 216
 $lab^*rgb^*_{Ma}$: 0.0 1.0 1.0
 $lab^*olv^*_{Ma}$: 0.0 1.0 0.88

FRS12_95a; adapted (a) CIELAB data							
u^*_e	$L^*=L^*_a$	a^*_a	b^*_a	$C^*_{ab,a}$	$h^*_{ab,a}$	u^*_d	
r00j	44.18	56.95	27.14	63.08	25	m81o	
r25j	47.38	49.13	44.53	66.31	42	o10y	
r50j	57.76	35.24	58.41	68.22	59	o40y	
r75j	69.81	19.13	74.52	76.94	76	o69y	
j00g	87.06	-3.94	97.58	97.66	92	o98y	
j25g	72.25	-26.89	74.73	79.42	110	y34l	
j50g	60.82	-43.48	57.15	71.81	127	y69l	
j75g	52.51	-54.15	38.27	66.31	145	l03c	
g00b	55.08	-44.06	14.13	46.27	162	l23c	
g25b	57.22	-35.64	-6.03	36.15	190	l55c	
g50b	58.9	-29.03	-21.86	36.34	217	l87c	
g75b	54.42	-15.48	-32.25	35.77	244	c20v	
b00r	46.36	1.15	-37.88	37.9	272	c53v	
b25r	33.76	27.14	-46.69	54.01	300	c87v	
b50r	38.71	61.92	-37.78	72.54	329	v67m	
b75r	45.08	64.27	-3.32	64.36	357	m33o	

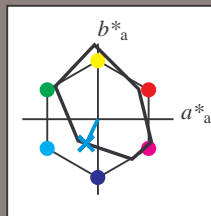
triangle lightness t^*

%Gamut
 $u^*_{rel} = 88$
 %Regularity
 $g^*_{H,rel} = 31$
 $g^*_{C,rel} = 39$



Input and output: Colorimetric Printer Reflective System FRS12_95a, L*=20_95 for relative CIELAB hue $h^* = lab^*h^* = h_{ab}^*/360 = 0.679$
 data for any colour: lab^*tch^* and lab^*icu^*

Hue texts:
 $u^*_e = g75b$ $u^*_d = c20v$
 contrast reduction factor:
 $c_R = 0.9$
 triangle lightness t^*



FRS12_95a; adapted (a) CIELAB data						
	u^*_e	$L^*=L^*_a$	a^*_a	b^*_a	$C^*_{ab,a}$	$h^*_{ab,a}$
O _{Ma}	43.8	53.91	39.75	66.98	36	
Y _{Ma}	87.58	-4.65	98.29	98.4	93	
L _{Ma}	51.95	-56.34	43.53	71.2	142	
C _{Ma}	59.62	-26.2	-28.62	38.8	228	
V _{Ma}	25.01	45.2	-52.8	69.51	311	
M _{Ma}	45.88	70.67	-29.93	76.75	337	
N _{Ma}	20.0	0.0	0.0	0.0	0	
W _{Ma}	95.0	0.0	0.0	0.0	0	
R _{Ma}	39.92	58.74	27.99	65.07	25	
J _{Ma}	81.26	-2.89	71.56	71.62	92	
G _{Ma}	52.23	-42.42	13.6	44.55	162	
B _{Ma}	30.57	1.41	-46.47	46.49	272	

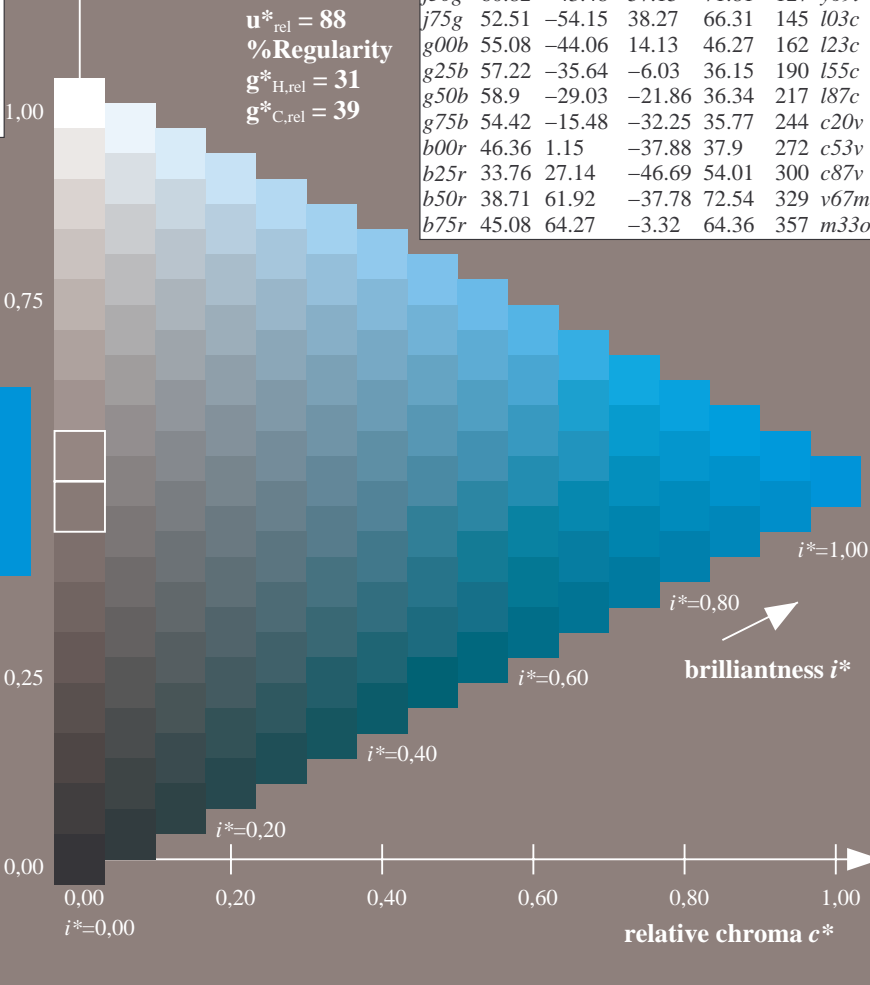
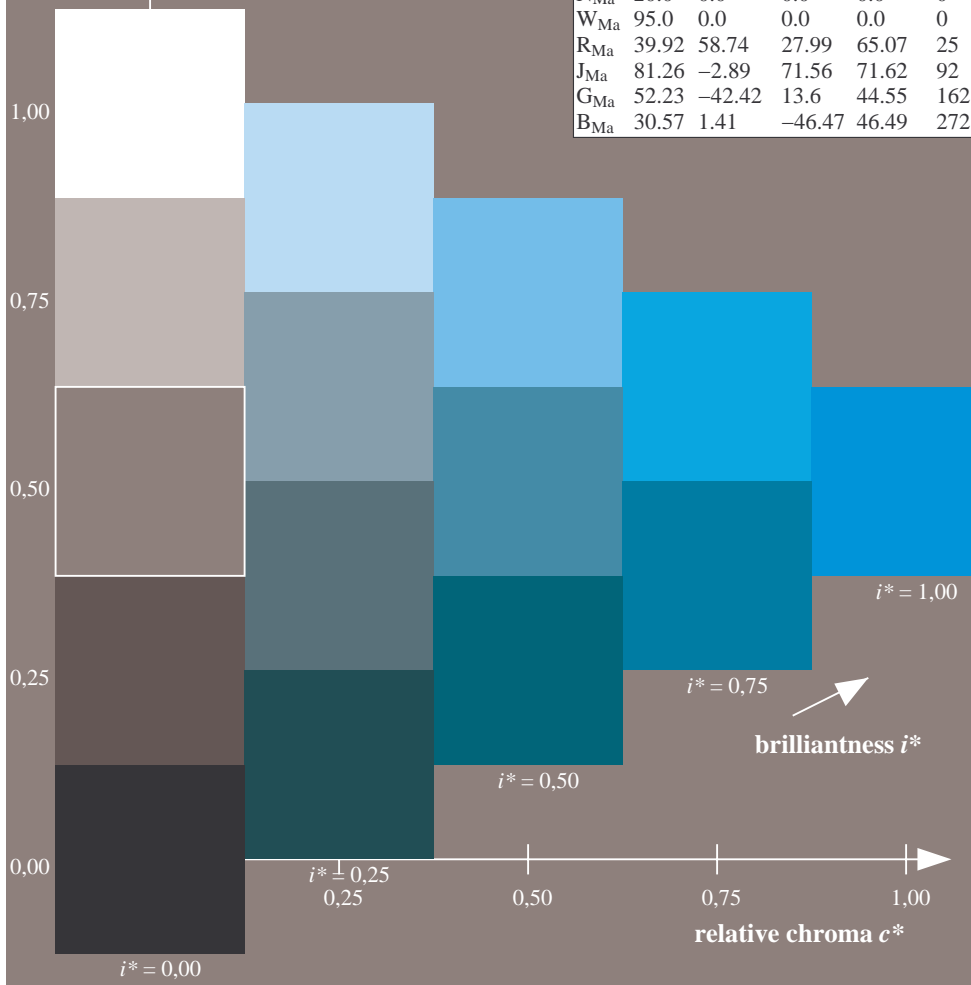
Data for maximum colour (Ma):

$LAB^*LAB^*_{Ma}$: 54 -15 -32
 $LAB^*LCH^*_{Ma}$: 54 36 244
 $lab^*rgb^*_{Ma}$: 0.0 0.5 1.0
 $lab^*olv^*_{Ma}$: 0.0 0.8 1.0

FRS12_95a; adapted (a) CIELAB data							
	u^*_e	$L^*=L^*_a$	a^*_a	b^*_a	$C^*_{ab,a}$	$h^*_{ab,a}$	u^*_d
r00j	44.18	56.95	27.14	63.08	25	m81o	
r25j	47.38	49.13	44.53	66.31	42	o10y	
r50j	57.76	35.24	58.41	68.22	59	o40y	
r75j	69.81	19.13	74.52	76.94	76	o69y	
j00g	87.06	-3.94	97.58	97.66	92	o98y	
j25g	72.25	-26.89	74.73	79.42	110	y34l	
j50g	60.82	-43.48	57.15	71.81	127	y69l	
j75g	52.51	-54.15	38.27	66.31	145	l03c	
g00b	55.08	-44.06	14.13	46.27	162	l23c	
g25b	57.22	-35.64	-6.03	36.15	190	l55c	
g50b	58.9	-29.03	-21.86	36.34	217	l87c	
g75b	54.42	-15.48	-32.25	35.77	244	c20v	
b00r	46.36	1.15	-37.88	37.9	272	c53v	
b25r	33.76	27.14	-46.69	54.01	300	c87v	
b50r	38.71	61.92	-37.78	72.54	329	v67m	
b75r	45.08	64.27	-3.32	64.36	357	m33o	

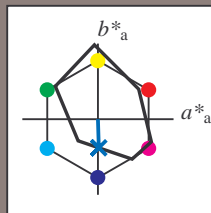
triangle lightness t^*

%Gamut
 $u^*_{rel} = 88$
 %Regularity
 $g^*_{H,rel} = 31$
 $g^*_{C,rel} = 39$



Input and output: Colorimetric Printer Reflective System FRS12_95a, L*=20_95 for relative CIELAB hue $h^* = lab^*h^* = h_{ab}^*/360 = 0.755$
 data for any colour:
 lab^*tch^* and lab^*icu^*

Hue texts:
 $u^*_e = b00r$ $u^*_d = c53v$
 contrast reduction factor:
 $c_R = 0.9$
 triangle lightness t^*



FRS12_95a; adapted (a) CIELAB data						
	u^*_e	$L^*=L^*_a$	a^*_a	b^*_a	$C^*_{ab,a}$	$h^*_{ab,a}$
O _{Ma}	43.8	53.91	39.75	66.98	36	
Y _{Ma}	87.58	-4.65	98.29	98.4	93	
L _{Ma}	51.95	-56.34	43.53	71.2	142	
C _{Ma}	59.62	-26.2	-28.62	38.8	228	
V _{Ma}	25.01	45.2	-52.8	69.51	311	
M _{Ma}	45.88	70.67	-29.93	76.75	337	
N _{Ma}	20.0	0.0	0.0	0.0	0	
W _{Ma}	95.0	0.0	0.0	0.0	0	
R _{Ma}	39.92	58.74	27.99	65.07	25	
J _{Ma}	81.26	-2.89	71.56	71.62	92	
G _{Ma}	52.23	-42.42	13.6	44.55	162	
B _{Ma}	30.57	1.41	-46.47	46.49	272	

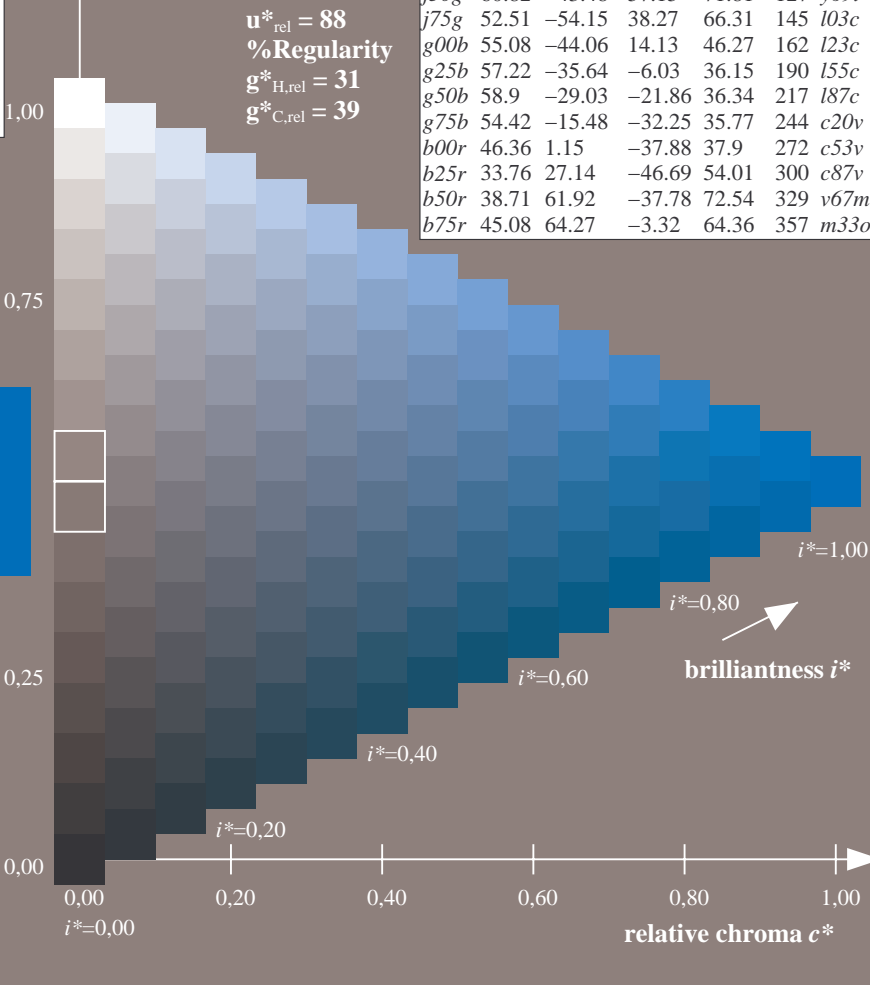
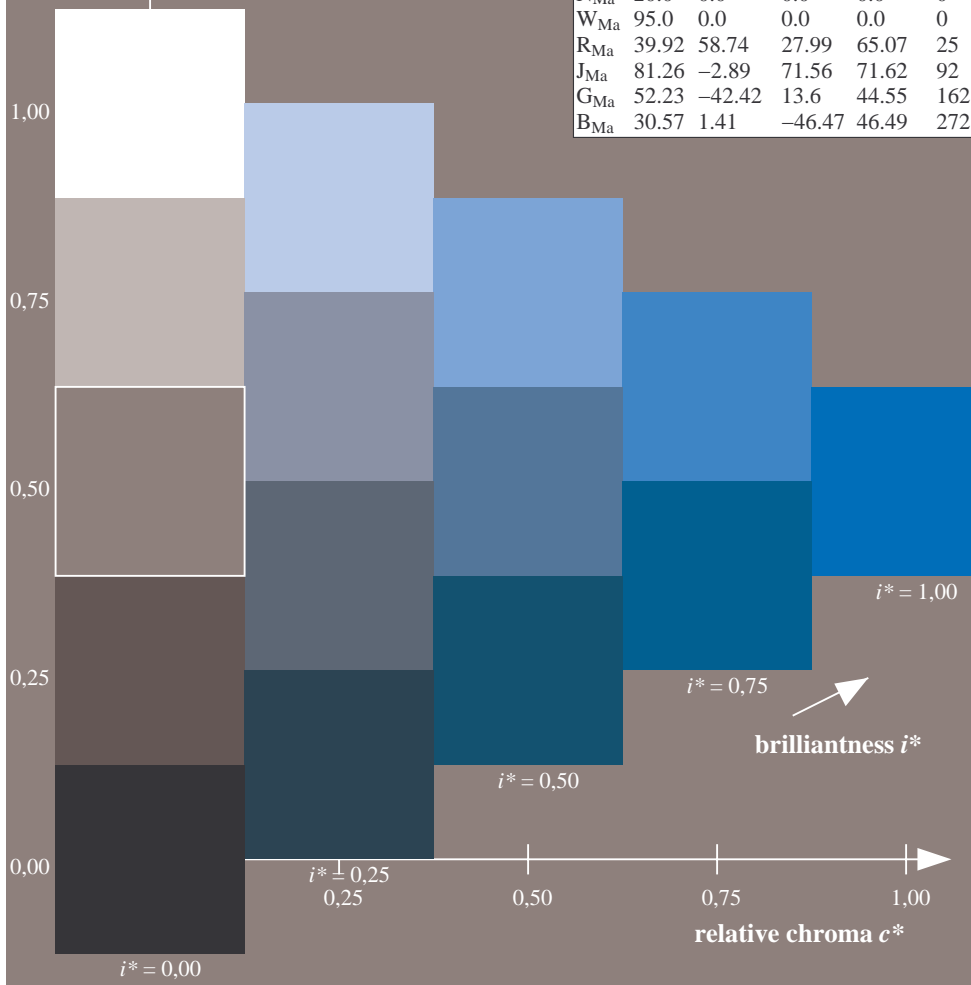
Data for maximum colour (Ma):

$LAB^*LAB^*_{Ma}$: 46 1 -38
 $LAB^*LCH^*_{Ma}$: 46 38 271
 $lab^*rgb^*_{Ma}$: 0.0 0.0 1.0
 $lab^*olv^*_{Ma}$: 0.0 0.47 1.0

FRS12_95a; adapted (a) CIELAB data							
	u^*_e	$L^*=L^*_a$	a^*_a	b^*_a	$C^*_{ab,a}$	$h^*_{ab,a}$	u^*_d
r00j	44.18	56.95	27.14	63.08	25	m81o	
r25j	47.38	49.13	44.53	66.31	42	o10y	
r50j	57.76	35.24	58.41	68.22	59	o40y	
r75j	69.81	19.13	74.52	76.94	76	o69y	
j00g	87.06	-3.94	97.58	97.66	92	o98y	
j25g	72.25	-26.89	74.73	79.42	110	y34l	
j50g	60.82	-43.48	57.15	71.81	127	y69l	
j75g	52.51	-54.15	38.27	66.31	145	l03c	
g00b	55.08	-44.06	14.13	46.27	162	l23c	
g25b	57.22	-35.64	-6.03	36.15	190	l55c	
g50b	58.9	-29.03	-21.86	36.34	217	l87c	
g75b	54.42	-15.48	-32.25	35.77	244	c20v	
b00r	46.36	1.15	-37.88	37.9	272	c53v	
b25r	33.76	27.14	-46.69	54.01	300	c87v	
b50r	38.71	61.92	-37.78	72.54	329	v67m	
b75r	45.08	64.27	-3.32	64.36	357	m33o	

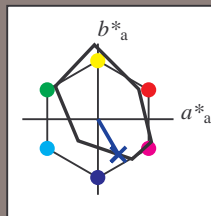
triangle lightness t^*

%Gamut
 $u^*_{rel} = 88$
 %Regularity
 $g^*_{H,rel} = 31$
 $g^*_{C,rel} = 39$



Input and output: Colorimetric Printer Reflective System FRS12_95a, L*=20_95 for relative CIELAB hue $h^* = lab^*h^* = h_{ab}^*/360 = 0.834$
 data for any colour: lab^*tch^* and lab^*icu^*

Hue texts:
 $u^*_e = b25r$ $u^*_d = c87v$
 contrast reduction factor:
 $c_R = 0.9$
 triangle lightness t^*



FRS12_95a; adapted (a) CIELAB data						
	u^*_e	$L^*=L^*_a$	a^*_a	b^*_a	$C^*_{ab,a}$	$h^*_{ab,a}$
O _{Ma}	43.8	53.91	39.75	66.98	36	
Y _{Ma}	87.58	-4.65	98.29	98.4	93	
L _{Ma}	51.95	-56.34	43.53	71.2	142	
C _{Ma}	59.62	-26.2	-28.62	38.8	228	
V _{Ma}	25.01	45.2	-52.8	69.51	311	
M _{Ma}	45.88	70.67	-29.93	76.75	337	
N _{Ma}	20.0	0.0	0.0	0.0	0	
W _{Ma}	95.0	0.0	0.0	0.0	0	
R _{Ma}	39.92	58.74	27.99	65.07	25	
J _{Ma}	81.26	-2.89	71.56	71.62	92	
G _{Ma}	52.23	-42.42	13.6	44.55	162	
B _{Ma}	30.57	1.41	-46.47	46.49	272	

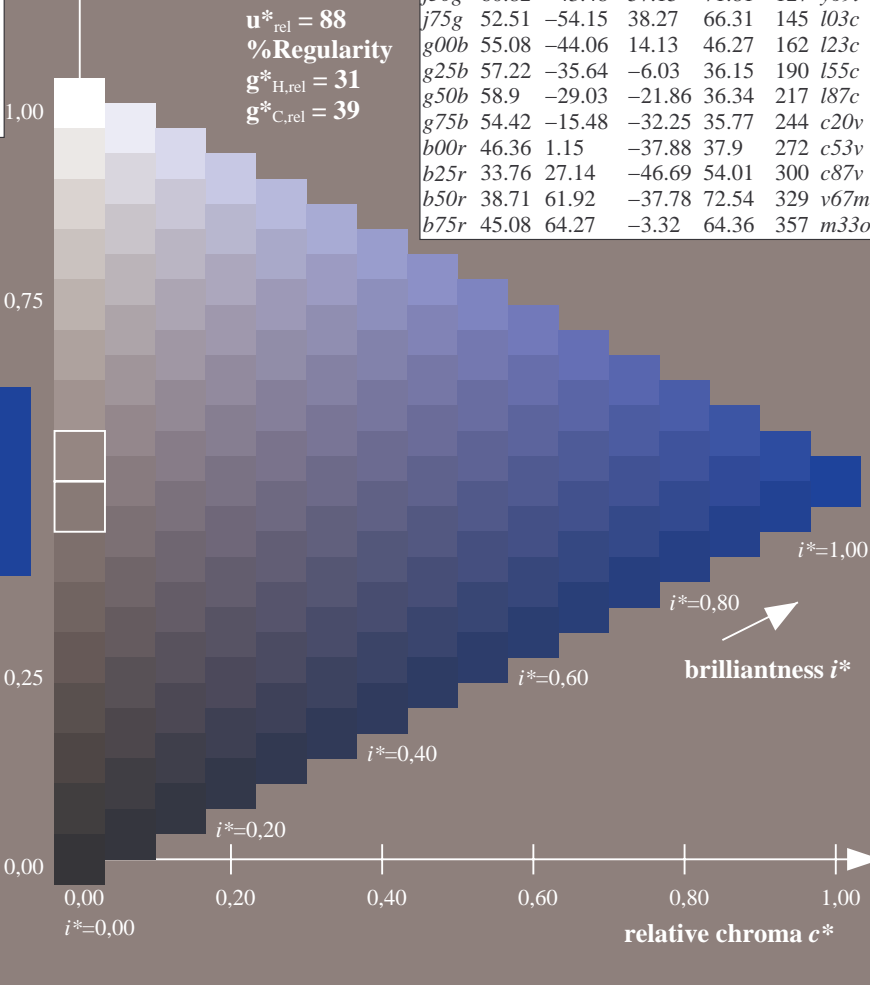
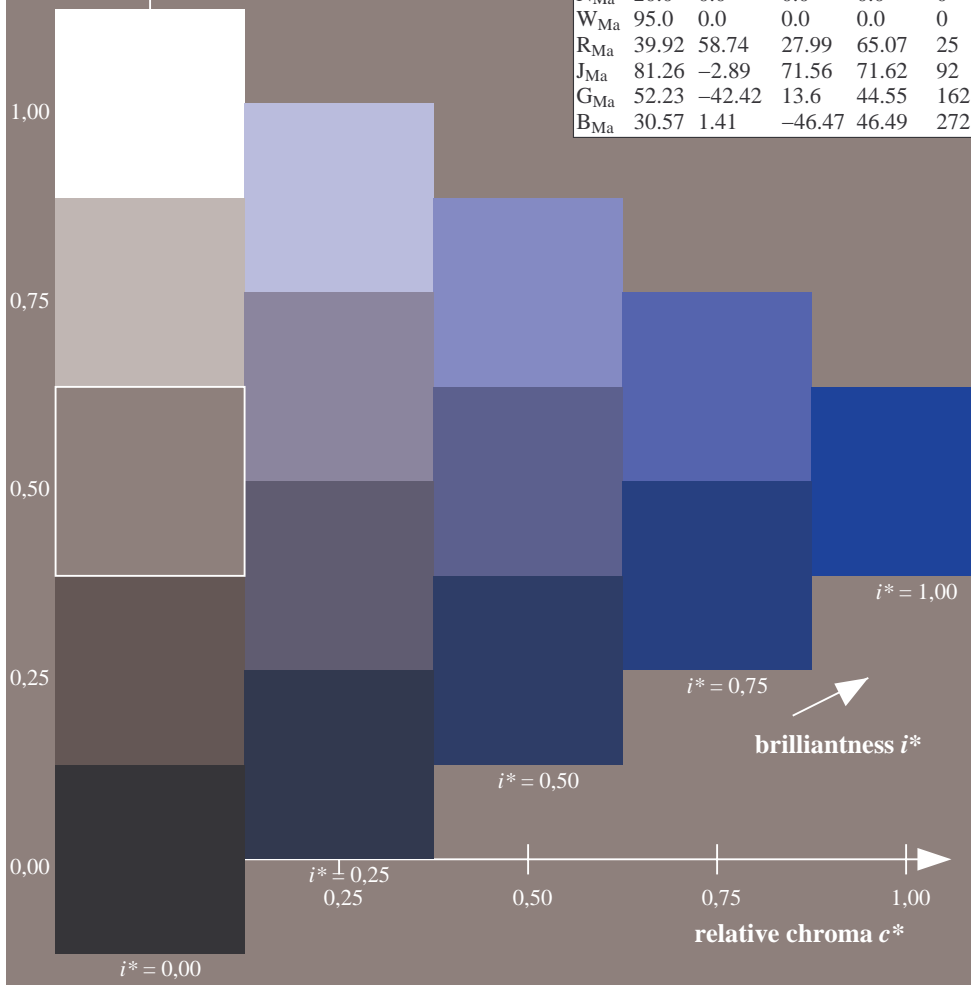
Data for maximum colour (Ma):

$LAB^*LAB^*_{Ma}$: 34 27 -47
 $LAB^*LCH^*_{Ma}$: 34 54 300
 $lab^*rgb^*_{Ma}$: 0.5 0.0 1.0
 $lab^*olv^*_{Ma}$: 0.0 0.13 1.0

FRS12_95a; adapted (a) CIELAB data							
	u^*_e	$L^*=L^*_a$	a^*_a	b^*_a	$C^*_{ab,a}$	$h^*_{ab,a}$	u^*_d
r00j	44.18	56.95	27.14	63.08	25	m81o	
r25j	47.38	49.13	44.53	66.31	42	o10y	
r50j	57.76	35.24	58.41	68.22	59	o40y	
r75j	69.81	19.13	74.52	76.94	76	o69y	
j00g	87.06	-3.94	97.58	97.66	92	o98y	
j25g	72.25	-26.89	74.73	79.42	110	y34l	
j50g	60.82	-43.48	57.15	71.81	127	y69l	
j75g	52.51	-54.15	38.27	66.31	145	l03c	
g00b	55.08	-44.06	14.13	46.27	162	l23c	
g25b	57.22	-35.64	-6.03	36.15	190	l55c	
g50b	58.9	-29.03	-21.86	36.34	217	l87c	
g75b	54.42	-15.48	-32.25	35.77	244	c20v	
b00r	46.36	1.15	-37.88	37.9	272	c53v	
b25r	33.76	27.14	-46.69	54.01	300	c87v	
b50r	38.71	61.92	-37.78	72.54	329	v67m	
b75r	45.08	64.27	-3.32	64.36	357	m33o	

triangle lightness t^*

%Gamut
 $u^*_{rel} = 88$
 %Regularity
 $g^*_{H,rel} = 31$
 $g^*_{C,rel} = 39$

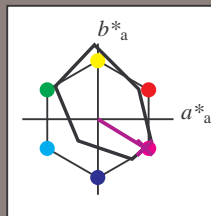


See for similar files: <http://www.ps.bam.de/Fe65/>; www.ps.bam.de/Fe.HTM
 Technical information: <http://www.ps.bam.de> Version 2.1, io=1,1, ColSpx=0

BAM registration: 20081001-Fe65/10L/L65e00NP.PDF/ .PS BAM material: code=rh4ta
 application for evaluation and measurement of printer or monitor systems

Input and output: Colorimetric Printer Reflective System FRS12_95a, L*=20_95 for relative CIELAB hue $h^* = lab^*h^* = h_{ab}^*/360 = 0.913$
 data for any colour:
 lab^*tch^* and lab^*icu^*

Hue texts:
 $u^*_e = b50r$ $u^*_d = v67m$
 contrast reduction factor:
 $c_R = 0.9$
 triangle lightness t^*



FRS12_95a; adapted (a) CIELAB data						
	u^*_e	$L^*=L^*_a$	a^*_a	b^*_a	$C^*_{ab,a}$	$h^*_{ab,a}$
O _{Ma}	43.8	53.91	39.75	66.98	36	
Y _{Ma}	87.58	-4.65	98.29	98.4	93	
L _{Ma}	51.95	-56.34	43.53	71.2	142	
C _{Ma}	59.62	-26.2	-28.62	38.8	228	
V _{Ma}	25.01	45.2	-52.8	69.51	311	
M _{Ma}	45.88	70.67	-29.93	76.75	337	
N _{Ma}	20.0	0.0	0.0	0.0	0	
W _{Ma}	95.0	0.0	0.0	0.0	0	
R _{Ma}	39.92	58.74	27.99	65.07	25	
J _{Ma}	81.26	-2.89	71.56	71.62	92	
G _{Ma}	52.23	-42.42	13.6	44.55	162	
B _{Ma}	30.57	1.41	-46.47	46.49	272	

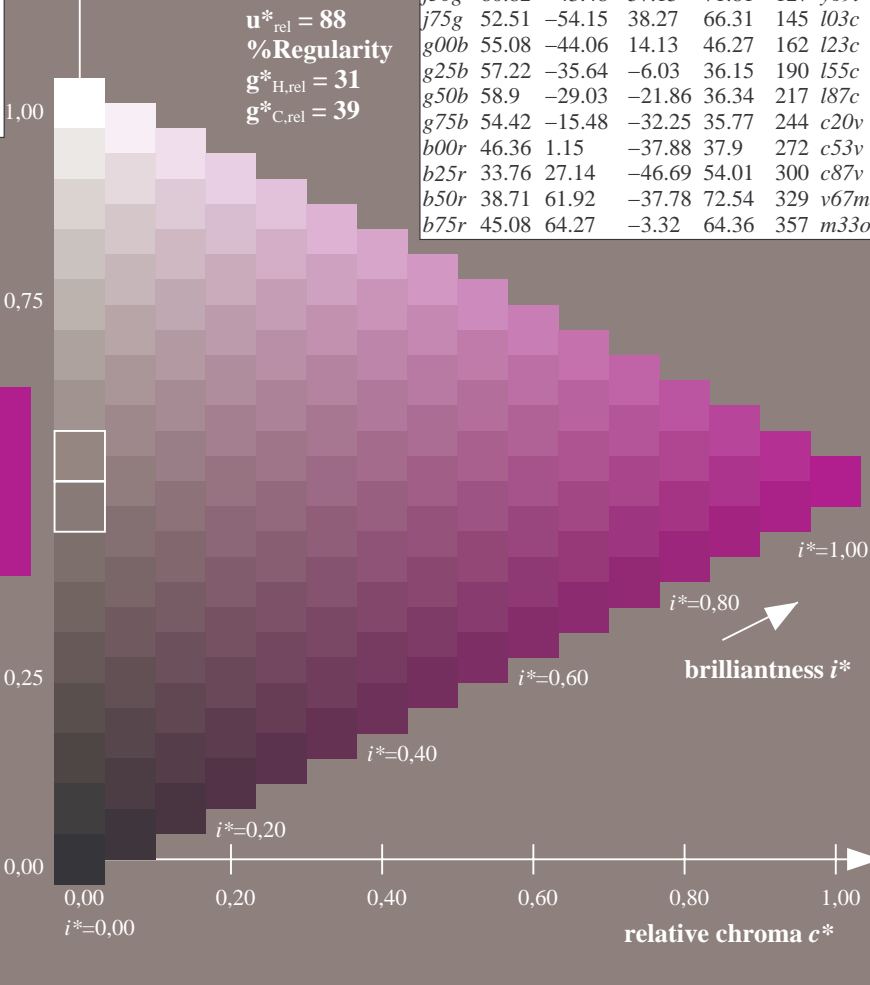
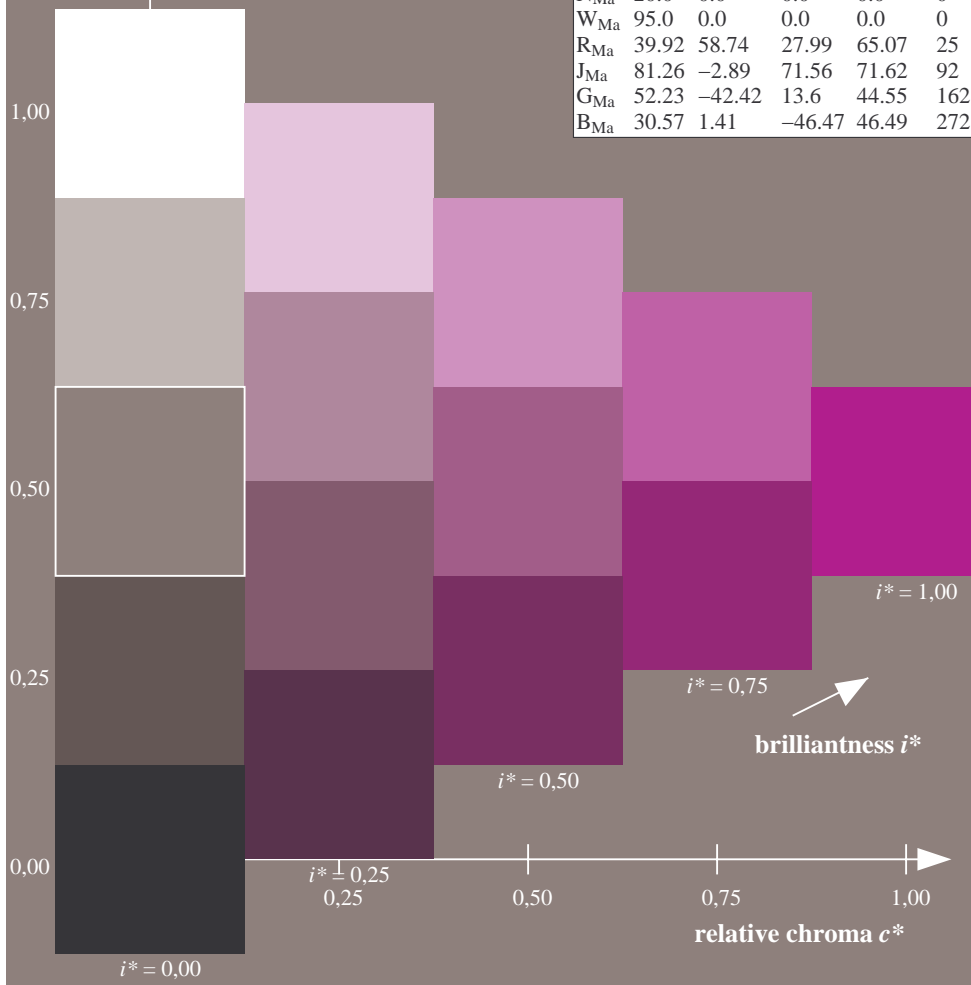
Data for maximum colour (Ma):

$LAB^*LAB^*_{Ma}$: 39 62 -38
 $LAB^*LCH^*_{Ma}$: 39 73 328
 $lab^*rgb^*_{Ma}$: 1.0 0.0 1.0
 $lab^*olv^*_{Ma}$: 0.68 0.0 1.0

FRS12_95a; adapted (a) CIELAB data							
	u^*_e	$L^*=L^*_a$	a^*_a	b^*_a	$C^*_{ab,a}$	$h^*_{ab,a}$	u^*_d
r00j	44.18	56.95	27.14	63.08	25	m81o	
r25j	47.38	49.13	44.53	66.31	42	o10y	
r50j	57.76	35.24	58.41	68.22	59	o40y	
r75j	69.81	19.13	74.52	76.94	76	o69y	
j00g	87.06	-3.94	97.58	97.66	92	o98y	
j25g	72.25	-26.89	74.73	79.42	110	y34l	
j50g	60.82	-43.48	57.15	71.81	127	y69l	
j75g	52.51	-54.15	38.27	66.31	145	l03c	
g00b	55.08	-44.06	14.13	46.27	162	l23c	
g25b	57.22	-35.64	-6.03	36.15	190	l55c	
g50b	58.9	-29.03	-21.86	36.34	217	l87c	
g75b	54.42	-15.48	-32.25	35.77	244	c20v	
b00r	46.36	1.15	-37.88	37.9	272	c53v	
b25r	33.76	27.14	-46.69	54.01	300	c87v	
b50r	38.71	61.92	-37.78	72.54	329	v67m	
b75r	45.08	64.27	-3.32	64.36	357	m33o	

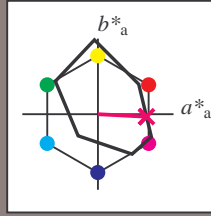
triangle lightness t^*

%Gamut
 $u^*_{rel} = 88$
 %Regularity
 $g^*_{H,rel} = 31$
 $g^*_{C,rel} = 39$



Input and output: Colorimetric Printer Reflective System FRS12_95a, L*=20_95 for relative CIELAB hue $h^* = lab^*h^* = h_{ab}^*/360 = 0.992$
 data for any colour: lab^*tch^* and lab^*icu^*

Hue texts:
 $u^*_e = b75r$ $u^*_d = m33o$
 contrast reduction factor:
 $c_R = 0.9$
 triangle lightness t^*



FRS12_95a; adapted (a) CIELAB data						
	u^*_e	$L^*=L^*_a$	a^*_a	b^*_a	$C^*_{ab,a}$	$h^*_{ab,a}$
O _{Ma}	43.8	53.91	39.75	66.98	36	
Y _{Ma}	87.58	-4.65	98.29	98.4	93	
L _{Ma}	51.95	-56.34	43.53	71.2	142	
C _{Ma}	59.62	-26.2	-28.62	38.8	228	
V _{Ma}	25.01	45.2	-52.8	69.51	311	
M _{Ma}	45.88	70.67	-29.93	76.75	337	
N _{Ma}	20.0	0.0	0.0	0.0	0	
W _{Ma}	95.0	0.0	0.0	0.0	0	
R _{Ma}	39.92	58.74	27.99	65.07	25	
J _{Ma}	81.26	-2.89	71.56	71.62	92	
G _{Ma}	52.23	-42.42	13.6	44.55	162	
B _{Ma}	30.57	1.41	-46.47	46.49	272	

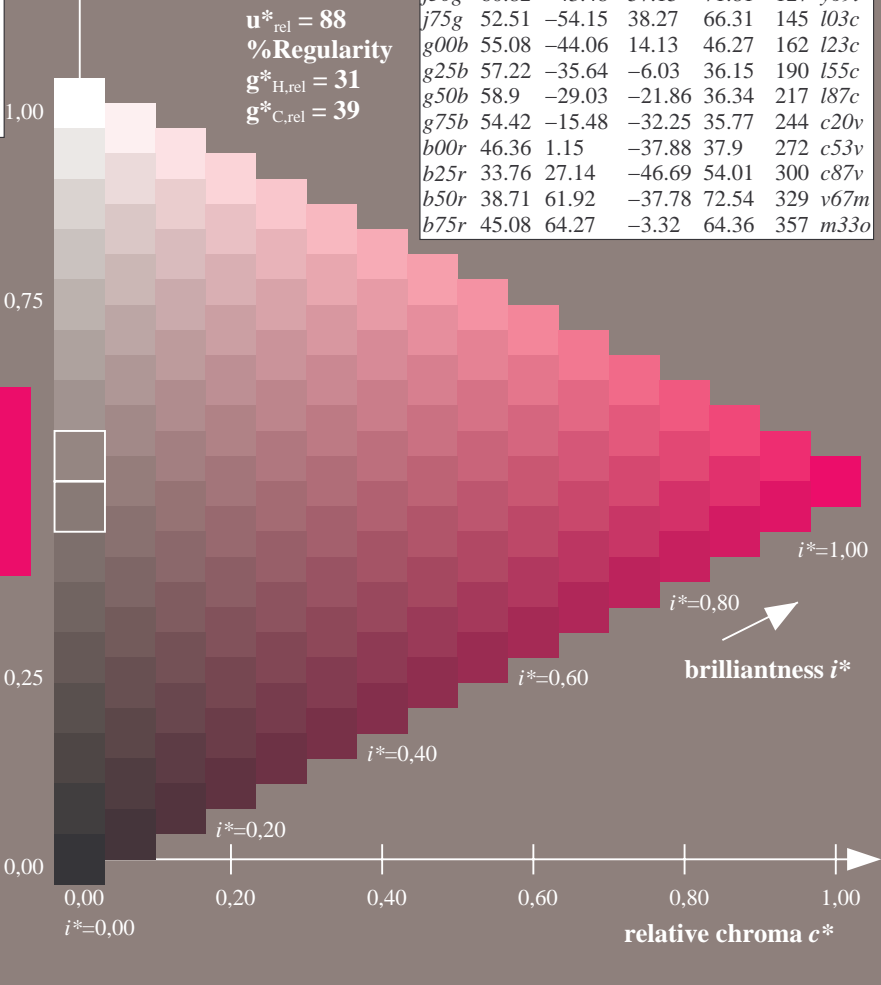
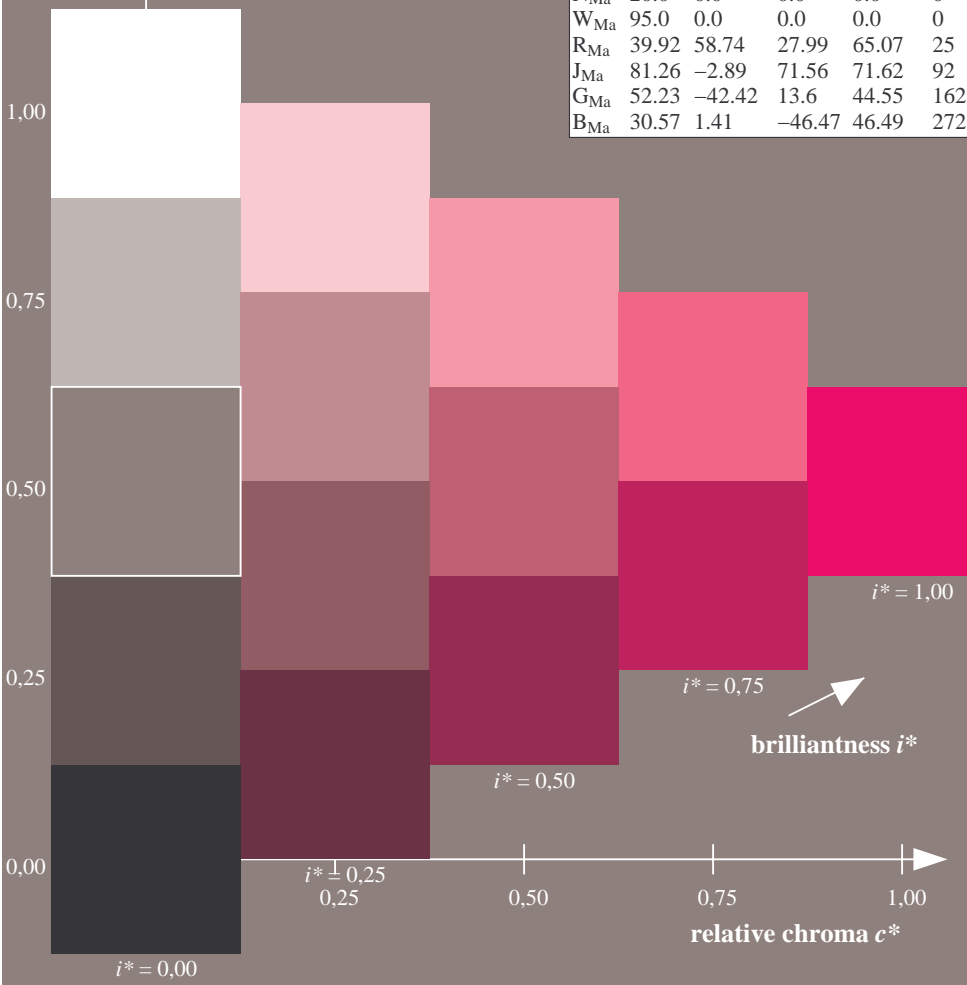
Data for maximum colour (Ma):

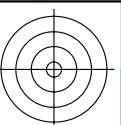
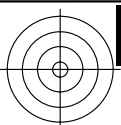
$LAB^*LAB^*_{Ma}$: 45 64 -3
 $LAB^*LCH^*_{Ma}$: 45 64 357
 $lab^*rgb^*_{Ma}$: 1.0 0.0 0.5
 $lab^*olv^*_{Ma}$: 1.0 0.0 0.66

FRS12_95a; adapted (a) CIELAB data							
	u^*_e	$L^*=L^*_a$	a^*_a	b^*_a	$C^*_{ab,a}$	$h^*_{ab,a}$	u^*_d
r00j	44.18	56.95	27.14	63.08	25	m81o	
r25j	47.38	49.13	44.53	66.31	42	o10y	
r50j	57.76	35.24	58.41	68.22	59	o40y	
r75j	69.81	19.13	74.52	76.94	76	o69y	
j00g	87.06	-3.94	97.58	97.66	92	o98y	
j25g	72.25	-26.89	74.73	79.42	110	y34l	
j50g	60.82	-43.48	57.15	71.81	127	y69l	
j75g	52.51	-54.15	38.27	66.31	145	l03c	
g00b	55.08	-44.06	14.13	46.27	162	l23c	
g25b	57.22	-35.64	-6.03	36.15	190	l55c	
g50b	58.9	-29.03	-21.86	36.34	217	l87c	
g75b	54.42	-15.48	-32.25	35.77	244	c20c	
b00r	46.36	1.15	-37.88	37.9	272	c53v	
b25r	33.76	27.14	-46.69	54.01	300	c87v	
b50r	38.71	61.92	-37.78	72.54	329	v67m	
b75r	45.08	64.27	-3.32	64.36	357	m33o	

triangle lightness t^*

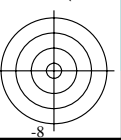
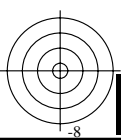

%Gamut
 $u^*_{rel} = 88$
 %Regularity
 $g^*_{H,rel} = 31$
 $g^*_{C,rel} = 39$





See for similar files: <http://www.ps.bam.de/Fe65/>; <http://www.ps.bam.de/Fe65/>
Technical information: <http://www.ps.bam.de> Version 2.1, io=1,1, ColSpX=0

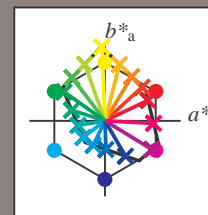
BAM registration: 20081001-Fe65/10L/L65e00NP.PDF/ .PS BAM material: code=rh4ta
application for evaluation and measurement of printer or monitor systems



Input and output:
 Colorimetric Printer Reflective System FRS12_95a
 data for any colour:

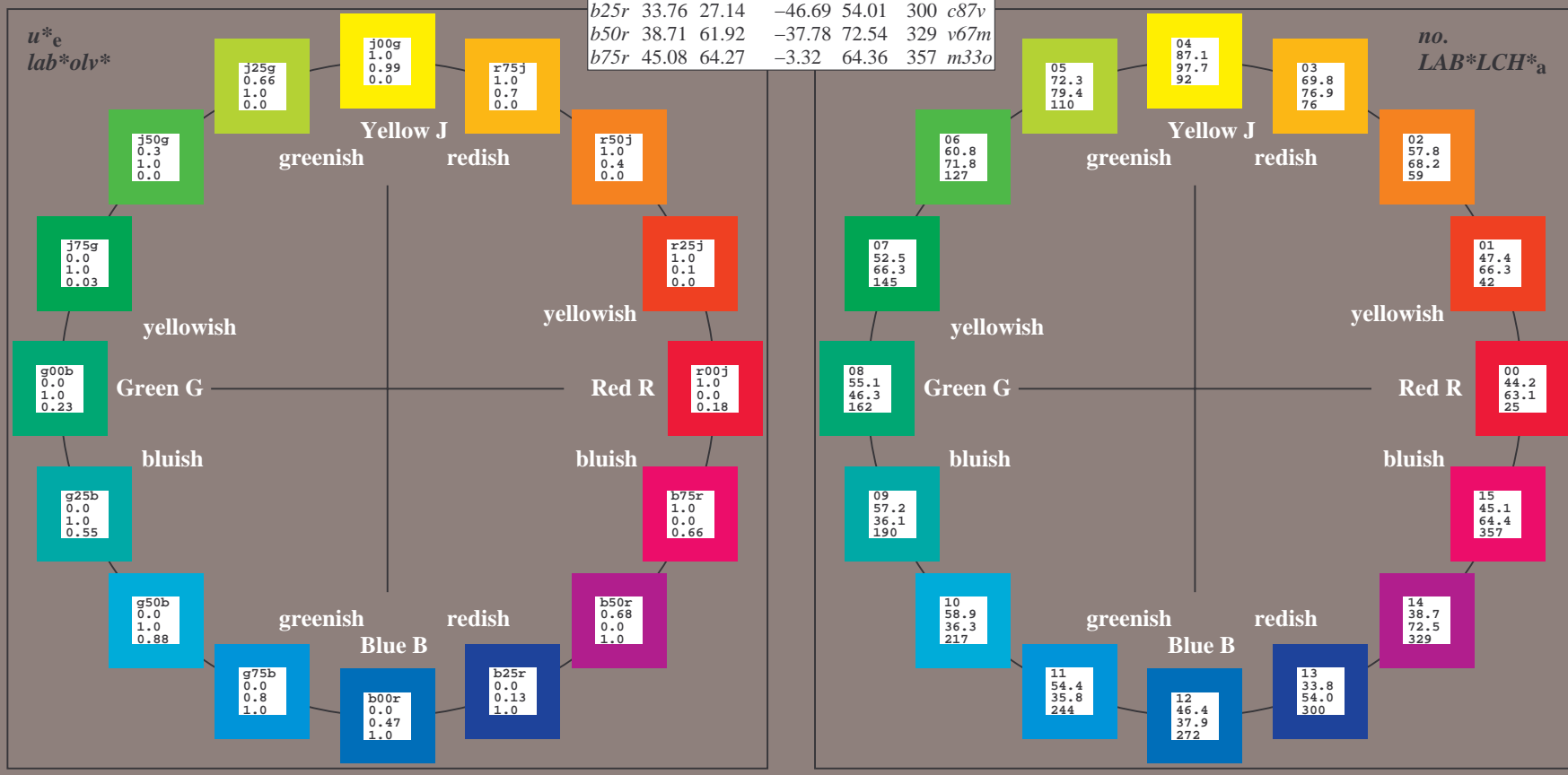
u^*_e and number *no.* = 00 .. 15
 elementary hue text:
 $u^*_e = 16$ hues *r00j, r25j, ..., b75r*
 contrast reduction factor:
 $c_R = 0.9$

FRS12_95a; adapted (a) CIELAB data						
u^*_e	$L^*=L^*_a$	a^*_a	b^*_a	$C^*_{ab,a}$	$h^*_{ab,a}$	u^*_d
r00j	44.18	56.95	27.14	63.08	25	m81o
r25j	47.38	49.13	44.53	66.31	42	o10y
r50j	57.76	35.24	58.41	68.22	59	o40y
r75j	69.81	19.13	74.52	76.94	76	o69y
j00g	87.06	-3.94	97.58	97.66	92	o98y
j25g	72.25	-26.89	74.73	79.42	110	y34l
j50g	60.82	-43.48	57.15	71.81	127	y69l
j75g	52.51	-54.15	38.27	66.31	145	l03c
g00b	55.08	-44.06	14.13	46.27	162	l23c
g25b	57.22	-35.64	-6.03	36.15	190	l55c
g50b	58.9	-29.03	-21.86	36.34	217	l87c
g75b	54.42	-15.48	-32.25	35.77	244	c20v
b00r	46.36	1.15	-37.88	37.9	272	c53v
b25r	33.76	27.14	-46.69	54.01	300	c87v
b50r	38.71	61.92	-37.78	72.54	329	v67m
b75r	45.08	64.27	-3.32	64.36	357	m33o



%Gamut
 $u^*_{rel} = 88$
 %Regularity
 $g^*_{H,rel} = 31$
 $g^*_{C,rel} = 39$

FRS12_95a; adapted (a) CIELAB data					
Name	$L^*=L^*_a$	a^*_a	b^*_a	$C^*_{ab,a}$	$h^*_{ab,a}$
OMa	43.8	53.91	39.75	66.98	36
YMa	87.58	-4.65	98.29	98.4	93
LMa	51.95	-56.34	43.53	71.2	142
CMa	59.62	-26.2	-28.62	38.8	228
VMa	25.01	45.2	-52.8	69.51	311
MMa	45.88	70.67	-29.93	76.75	337
NMa	20.0	0.0	0.0	0.0	0
WMa	95.0	0.0	0.0	0.0	0
RCIE	39.92	58.74	27.99	65.07	25
JCIE	81.26	-2.89	71.56	71.62	92
GCIE	52.23	-42.42	13.6	44.55	162
BCIE	30.57	1.41	-46.47	46.49	272

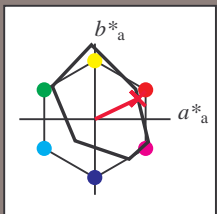


See for similar files: <http://www.ps.bam.de/Fe65/>; www.ps.bam.de/Fe.HTM
 Technical information: <http://www.ps.bam.de> Version 2.1, io=1,1, ColSpX=0

BAM registration: 20081001-Fe65/10L/L65e00NP.PDF/ .PS BAM material: code=rhadata
 application for evaluation and measurement of printer or monitor systems

Input and output: Colorimetric Printer Reflective System FRS12_95a, L*=20_95 for relative CIELAB hue $h^* = lab^*h^* = h_{ab}^*/360 = 0.071$
 data for any colour:
 lab^*tch^* and lab^*icu^*

Hue texts:
 $u^*_e = r00j$ $u^*_d = m81o$
 contrast reduction factor:
 $c_R = 0.9$
 triangle lightness t^*



FRS12_95a; adapted (a) CIELAB data						
	u^*_e	$L^*=L^*_a$	a^*_a	b^*_a	$C^*_{ab,a}$	$h^*_{ab,a}$
O _{Ma}	43.8	53.91	39.75	66.98	36	
Y _{Ma}	87.58	-4.65	98.29	98.4	93	
L _{Ma}	51.95	-56.34	43.53	71.2	142	
C _{Ma}	59.62	-26.2	-28.62	38.8	228	
V _{Ma}	25.01	45.2	-52.8	69.51	311	
M _{Ma}	45.88	70.67	-29.93	76.75	337	
N _{Ma}	20.0	0.0	0.0	0.0	0	
W _{Ma}	95.0	0.0	0.0	0.0	0	
R _{Ma}	39.92	58.74	27.99	65.07	25	
J _{Ma}	81.26	-2.89	71.56	71.62	92	
G _{Ma}	52.23	-42.42	13.6	44.55	162	
B _{Ma}	30.57	1.41	-46.47	46.49	272	

Data for maximum colour (Ma):

$LAB^*LAB^*_{Ma}$: 44 57 27

$LAB^*LCH^*_{Ma}$: 44 63 25

$lab^*rgb^*_{Ma}$: 1.0 0.0 0.0

$lab^*olv^*_{Ma}$: 1.0 0.0 0.18

triangle lightness t^*

%Gamut

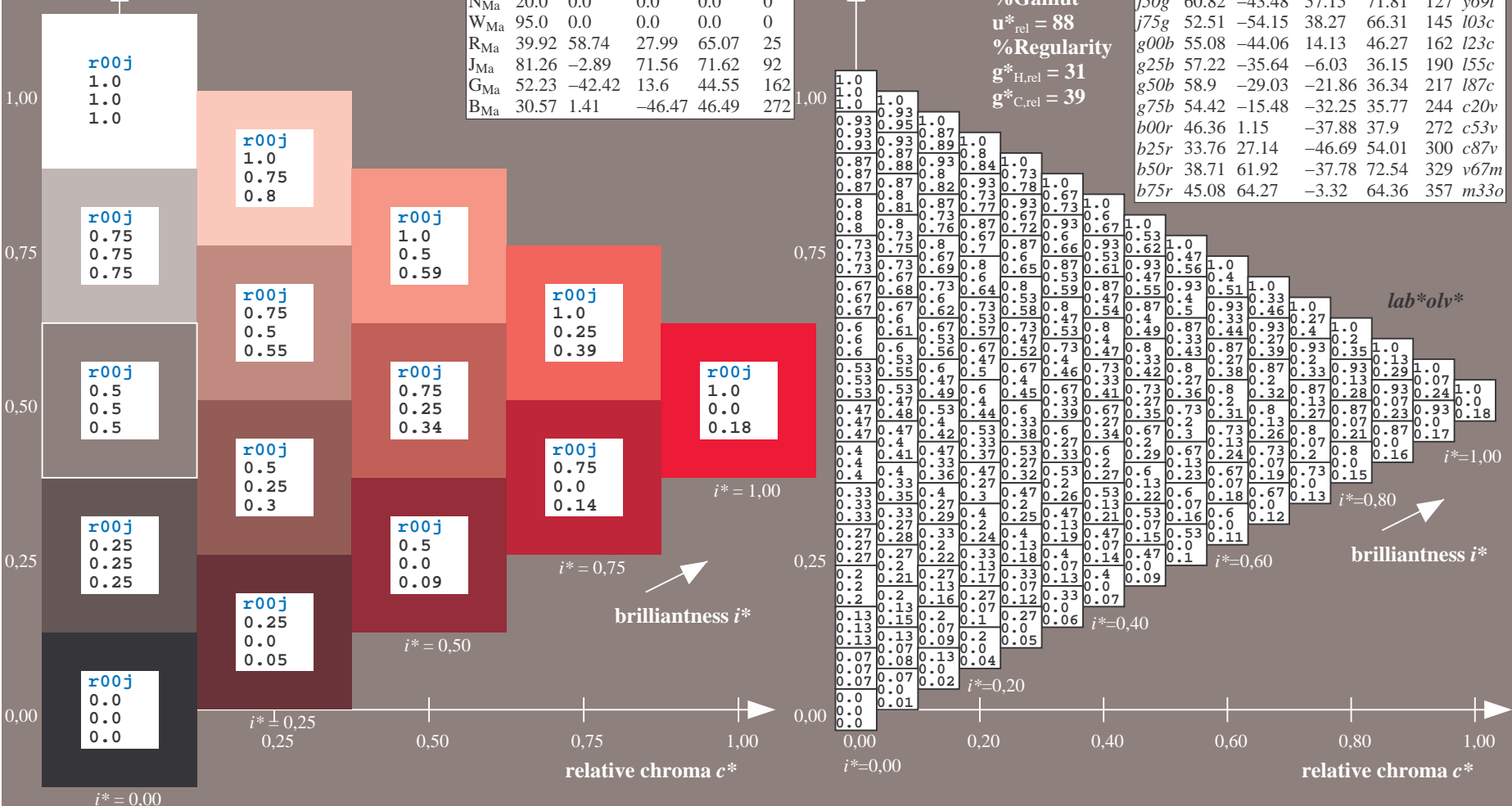
$u^*_{rel} = 88$

%Regularity

$g^*_{H,rel} = 31$

$g^*_{C,rel} = 39$

FRS12_95a; adapted (a) CIELAB data							
	u^*_e	$L^*=L^*_a$	a^*_a	b^*_a	$C^*_{ab,a}$	$h^*_{ab,a}$	u^*_d
r00j	44.18	56.95	27.14	63.08	25		m81o
r25j	47.38	49.13	44.53	66.31	42		o10y
r50j	57.76	35.24	58.41	68.22	59		o40y
r75j	69.81	19.13	74.52	76.94	76		o69y
j00g	87.06	-3.94	97.58	97.66	92		o98y
j25g	72.25	-26.89	74.73	79.42	110		y34l
j50g	60.82	-43.48	57.15	71.81	127		y69l
j75g	52.51	-54.15	38.27	66.31	145		l03c
g00b	55.08	-44.06	14.13	46.27	162		l23c
g25b	57.22	-35.64	-6.03	36.15	190		l55c
g50b	58.9	-29.03	-21.86	36.34	217		l87c
g75b	54.42	-15.48	-32.25	35.77	244		c20v
b00r	46.36	1.15	-37.88	37.9	272		c53v
b25r	33.76	27.14	-46.69	54.01	300		c87v
b50r	38.71	61.92	-37.78	72.54	329		v67m
b75r	45.08	64.27	-3.32	64.36	357		m33o

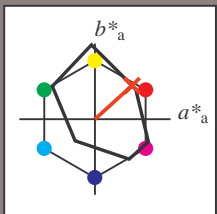


See for similar files: <http://www.ps.bam.de/Fe65/>; www.ps.bam.de/Fe.HTM
 Technical information: <http://www.ps.bam.de> Version 2.1, io=1,1, ColSpx=0

BAM registration: 20081001-Fe65/10L/L65e00NP.PDF/ .PS BAM material: code=rhadata
 application for evaluation and measurement of printer or monitor systems

Input and output: Colorimetric Printer Reflective System FRS12_95a, L*=20_95 for relative CIELAB hue $h^* = lab^*h^* = h_{ab}^*/360 = 0.117$
 data for any colour:
 lab^*tch^* and lab^*icu^*

Hue texts:
 $u^*_e = r25j$ $u^*_d = o10y$
 contrast reduction factor:
 $c_R = 0.9$
 triangle lightness t^*



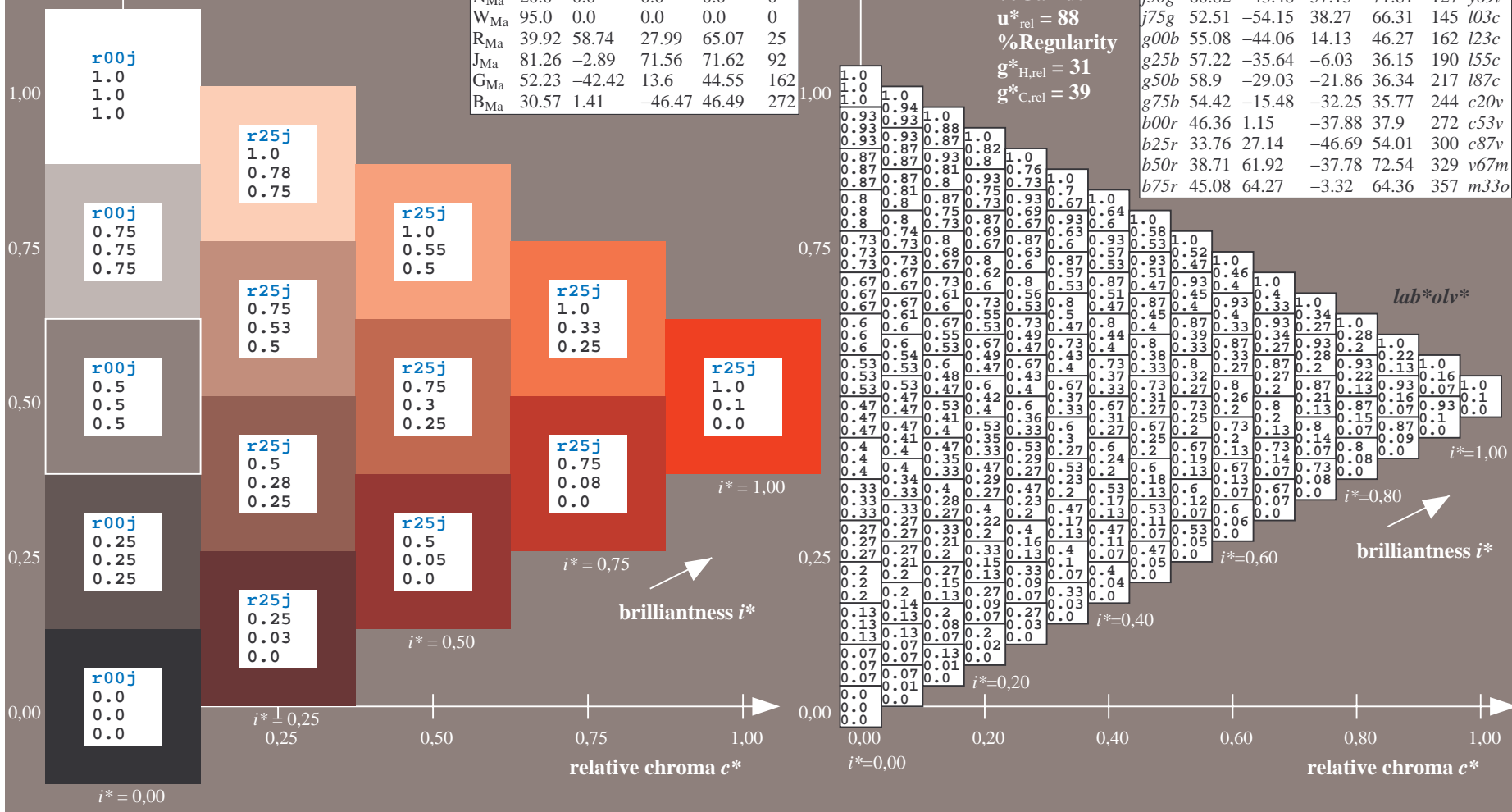
FRS12_95a; adapted (a) CIELAB data						
	u^*_e	$L^*=L^*_a$	a^*_a	b^*_a	$C^*_{ab,a}$	$h^*_{ab,a}$
O _{Ma}	43.8	53.91	39.75	66.98	36	
Y _{Ma}	87.58	-4.65	98.29	98.4	93	
L _{Ma}	51.95	-56.34	43.53	71.2	142	
C _{Ma}	59.62	-26.2	-28.62	38.8	228	
V _{Ma}	25.01	45.2	-52.8	69.51	311	
M _{Ma}	45.88	70.67	-29.93	76.75	337	
N _{Ma}	20.0	0.0	0.0	0.0	0	
W _{Ma}	95.0	0.0	0.0	0.0	0	
R _{Ma}	39.92	58.74	27.99	65.07	25	
J _{Ma}	81.26	-2.89	71.56	71.62	92	
G _{Ma}	52.23	-42.42	13.6	44.55	162	
B _{Ma}	30.57	1.41	-46.47	46.49	272	

Data for maximum colour (Ma):

$LAB^*LAB^*_{Ma}$: 47 49 45
 $LAB^*LCH^*_{Ma}$: 47 66 42
 $lab^*rgb^*_{Ma}$: 1.0 0.25 0.0
 $lab^*olv^*_{Ma}$: 1.0 0.1 0.0
 triangle lightness t^*

FRS12_95a; adapted (a) CIELAB data							
	u^*_e	$L^*=L^*_a$	a^*_a	b^*_a	$C^*_{ab,a}$	$h^*_{ab,a}$	u^*_d
r00j	44.18	56.95	27.14	63.08	25		m81o
r25j	47.38	49.13	44.53	66.31	42		o10y
r50j	57.76	35.24	58.41	68.22	59		o40y
r75j	69.81	19.13	74.52	76.94	76		o69y
j00g	87.06	-3.94	97.58	97.66	92		o98y
j25g	72.25	-26.89	74.73	79.42	110		y34l
j50g	60.82	-43.48	57.15	71.81	127		y69l
j75g	52.51	-54.15	38.27	66.31	145		l03c
g00b	55.08	-44.06	14.13	46.27	162		l23c
g25b	57.22	-35.64	-6.03	36.15	190		l55c
g50b	58.9	-29.03	-21.86	36.34	217		l87c
g75b	54.42	-15.48	-32.25	35.77	242		c20v
b00r	46.36	1.15	-37.88	37.9	272		c53v
b25r	33.76	27.14	-46.69	54.01	300		c87v
b50r	38.71	61.92	-37.78	72.54	329		v67m
b75r	45.08	64.27	-3.32	64.36	357		m33o

%Gamut
 $u^*_{rel} = 88$
 %Regularity
 $g^*_{H,rel} = 31$
 $g^*_{C,rel} = 39$



See for similar files: <http://www.ps.bam.de/Fe65/>; www.ps.bam.de/Fe.HTM
 Technical information: <http://www.ps.bam.de> Version 2.1, io=1,1, ColSpx=0

BAM registration: 20081001-Fe65/10L/L65e00NP.PDF/ .PS BAM material: code=rhadata
 application for evaluation and measurement of printer or monitor systems

Input and output: Colorimetric Printer Reflective System FRS12_95a, L*=20_95 for relative CIELAB hue $h^* = lab^*h^* = h_{ab}^*/360 = 0.164$

data for any colour:

lab^*tch^* and lab^*icu^*

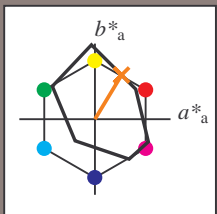
Hue texts:

$u^*_e = r50j$ $u^*_d = o40y$

contrast reduction factor:

$c_R = 0.9$

triangle lightness t^*



FRS12_95a; adapted (a) CIELAB data

	u^*_e	$L^*=L^*_a$	a^*_a	b^*_a	$C^*_{ab,a}$	$h^*_{ab,a}$
O _{Ma}	43.8	53.91	39.75	66.98	36	
Y _{Ma}	87.58	-4.65	98.29	98.4	93	
L _{Ma}	51.95	-56.34	43.53	71.2	142	
C _{Ma}	59.62	-26.2	-28.62	38.8	228	
V _{Ma}	25.01	45.2	-52.8	69.51	311	
M _{Ma}	45.88	70.67	-29.93	76.75	337	
N _{Ma}	20.0	0.0	0.0	0.0	0	
W _{Ma}	95.0	0.0	0.0	0.0	0	
R _{Ma}	39.92	58.74	27.99	65.07	25	
J _{Ma}	81.26	-2.89	71.56	71.62	92	
G _{Ma}	52.23	-42.42	13.6	44.55	162	
B _{Ma}	30.57	1.41	-46.47	46.49	272	

Data for maximum colour (Ma):

$LAB^*LAB^*_{Ma}$: 58 35 58

$LAB^*LCH^*_{Ma}$: 58 68 58

$lab^*rgb^*_{Ma}$: 1.0 0.5 0.0

$lab^*olv^*_{Ma}$: 1.0 0.4 0.0

triangle lightness t^*

%Gamut

$u^*_{rel} = 88$

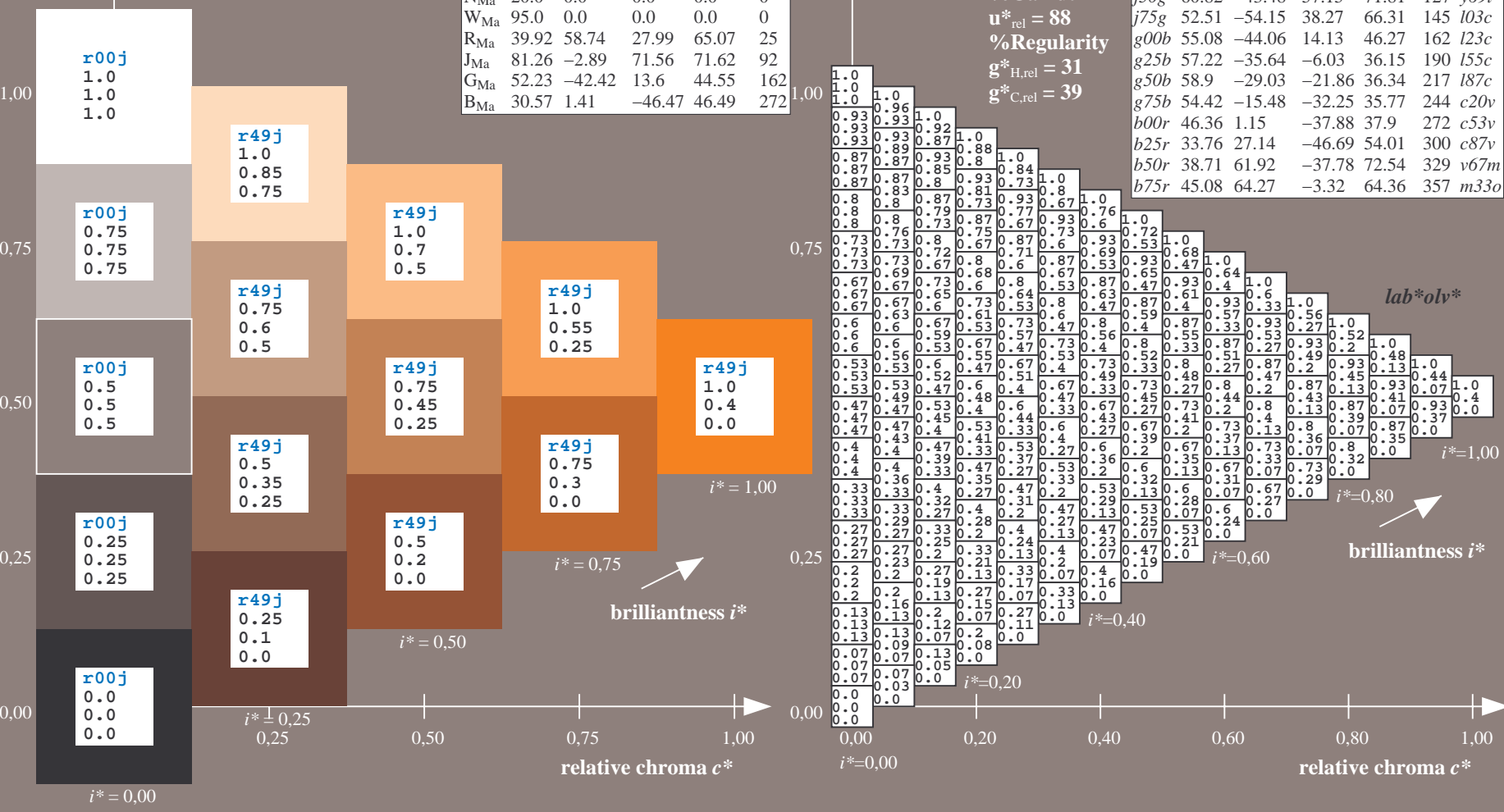
%Regularity

$g^*_{H,rel} = 31$

$g^*_{C,rel} = 39$

FRS12_95a; adapted (a) CIELAB data

	u^*_e	$L^*=L^*_a$	a^*_a	b^*_a	$C^*_{ab,a}$	$h^*_{ab,a}$	u^*_d
r00j	44.18	56.95	27.14	63.08	25	m81o	
r25j	47.38	49.13	44.53	66.31	42	o10y	
r50j	57.76	35.24	58.41	68.22	59	o40y	
r75j	69.81	19.13	74.52	76.94	76	o69y	
j00g	87.06	-3.94	97.58	97.66	92	o98y	
j25g	72.25	-26.89	74.73	79.42	110	y34l	
j50g	60.82	-43.48	57.15	71.81	127	y69l	
j75g	52.51	-54.15	38.27	66.31	145	l03c	
g00b	55.08	-44.06	14.13	46.27	162	l23c	
g25b	57.22	-35.64	-6.03	36.15	190	l55c	
g50b	58.9	-29.03	-21.86	36.34	217	l87c	
g75b	54.42	-15.48	-32.25	35.77	244	c20v	
b00r	46.36	1.15	-37.88	37.9	272	c53v	
b25r	33.76	27.14	-46.69	54.01	300	c87v	
b50r	38.71	61.92	-37.78	72.54	329	v67m	
b75r	45.08	64.27	-3.32	64.36	357	m33o	

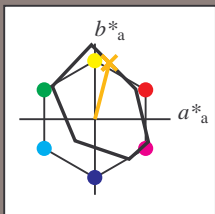


See for similar files: <http://www.ps.bam.de/Fe65/>; www.ps.bam.de/Fe.HTM
 Technical information: <http://www.ps.bam.de> Version 2.1, io=1,1, ColSpx=0

BAM registration: 20081001-Fe65/10L/L65e00NP.PDF/ .PS BAM material: code=rh4ta
 application for evaluation and measurement of printer or monitor systems

Input and output: Colorimetric Printer Reflective System FRS12_95a, L*=20_95 for relative CIELAB hue $h^* = lab^*h^* = h_{ab}^*/360 = 0.21$
 data for any colour:
 lab^*tch^* and lab^*icu^*

Hue texts:
 $u^*_e = r75j$ $u^*_d = o69y$
 contrast reduction factor:
 $c_R = 0.9$
 triangle lightness t^*



FRS12_95a; adapted (a) CIELAB data

	u^*_e	$L^*=L^*_a$	a^*_a	b^*_a	$C^*_{ab,a}$	$h^*_{ab,a}$
O _{Ma}	43.8	53.91	39.75	66.98	36	
Y _{Ma}	87.58	-4.65	98.29	98.4	93	
L _{Ma}	51.95	-56.34	43.53	71.2	142	
C _{Ma}	59.62	-26.2	-28.62	38.8	228	
V _{Ma}	25.01	45.2	-52.8	69.51	311	
M _{Ma}	45.88	70.67	-29.93	76.75	337	
N _{Ma}	20.0	0.0	0.0	0.0	0	
W _{Ma}	95.0	0.0	0.0	0.0	0	
R _{Ma}	39.92	58.74	27.99	65.07	25	
J _{Ma}	81.26	-2.89	71.56	71.62	92	
G _{Ma}	52.23	-42.42	13.6	44.55	162	
B _{Ma}	30.57	1.41	-46.47	46.49	272	

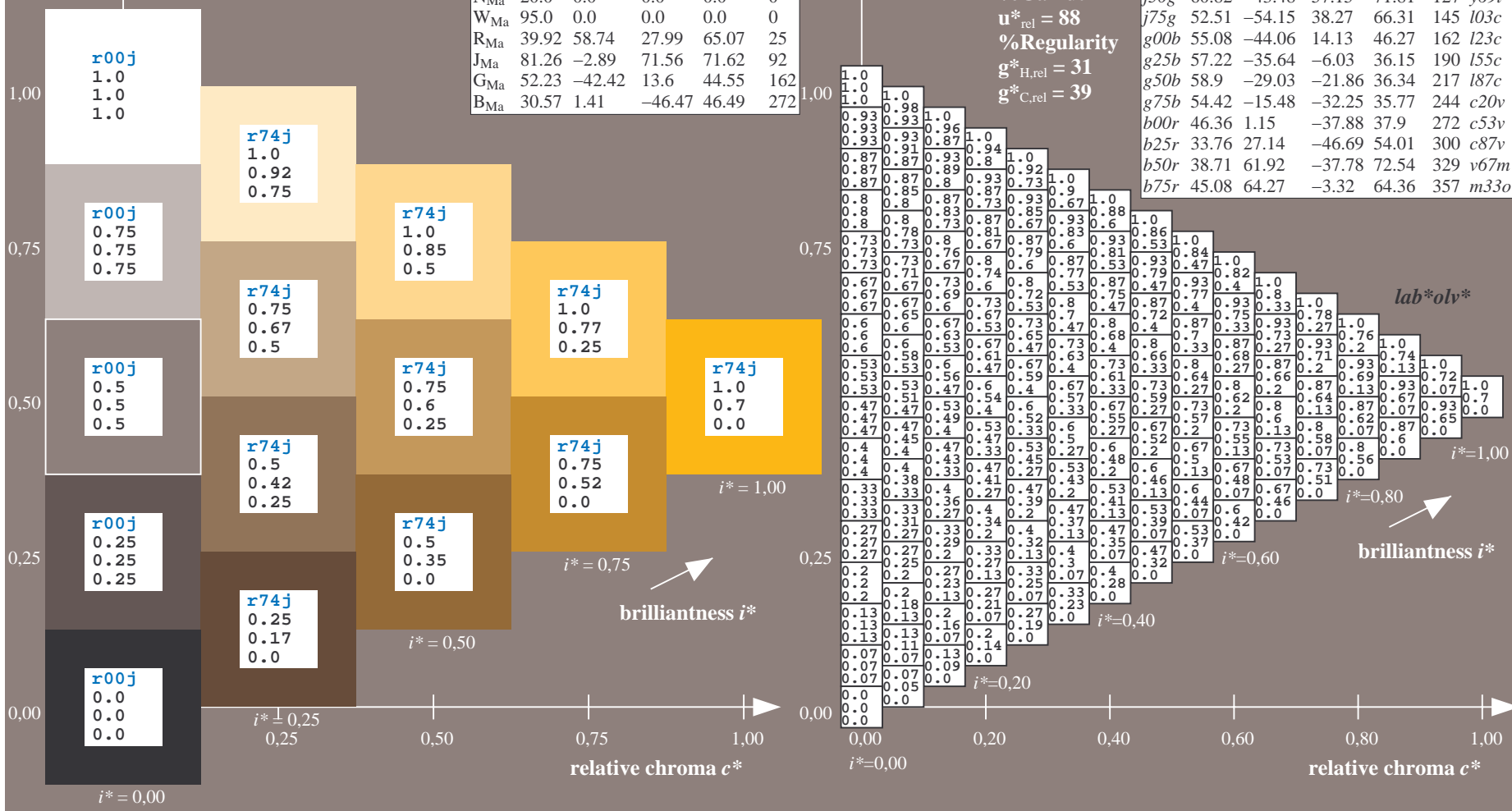
Data for maximum colour (Ma):

$LAB^*LAB^*_{Ma}$: 70 19 75
 $LAB^*LCH^*_{Ma}$: 70 77 75
 $lab^*rgb^*_{Ma}$: 1.0 0.75 0.0
 $lab^*olv^*_{Ma}$: 1.0 0.7 0.0
 triangle lightness t^*

%Gamut
 $u^*_{rel} = 88$
 %Regularity
 $g^*_{H,rel} = 31$
 $g^*_{C,rel} = 39$

FRS12_95a; adapted (a) CIELAB data

	u^*_e	$L^*=L^*_a$	a^*_a	b^*_a	$C^*_{ab,a}$	$h^*_{ab,a}$	u^*_d
r00j	44.18	56.95	27.14	63.08	25	m81o	
r25j	47.38	49.13	44.53	66.31	42	o10y	
r50j	57.76	35.24	58.41	68.22	59	o40y	
r75j	69.81	19.13	74.52	76.94	76	o69y	
j00g	87.06	-3.94	97.58	97.66	92	o98y	
j25g	72.25	-26.89	74.73	79.42	110	y34l	
j50g	60.82	-43.48	57.15	71.81	127	y69l	
j75g	52.51	-54.15	38.27	66.31	145	l03c	
g00b	55.08	-44.06	14.13	46.27	162	l23c	
g25b	57.22	-35.64	-6.03	36.15	190	l55c	
g50b	58.9	-29.03	-21.86	36.34	217	l87c	
g75b	54.42	-15.48	-32.25	35.77	244	c20v	
b00r	46.36	1.15	-37.88	37.9	272	c53v	
b25r	33.76	27.14	-46.69	54.01	300	c87v	
b50r	38.71	61.92	-37.78	72.54	329	v67m	
b75r	45.08	64.27	-3.32	64.36	357	m33o	

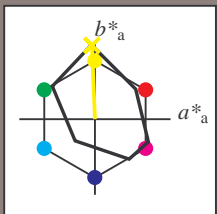


See for similar files: <http://www.ps.bam.de/Fe65/>; [www.ps.bam.de/Version 2.1, io=1,1, ColSpX=0](http://www.ps.bam.de/Version2.1,io=1,1,ColSpX=0)
 Technical information: <http://www.ps.bam.de>

BAM registration: 20081001-Fe65/10L/L65e00NP.PDF/ .PS BAM material: code=rh4ta
 application for evaluation and measurement of printer or monitor systems

Input and output: Colorimetric Printer Reflective System FRS12_95a, L*=20_95 for relative CIELAB hue $h^* = lab^*h^* = h^*_{ab}/360 = 0.256$
 data for any colour:
 lab^*tch^* and lab^*icu^*

Hue texts:
 $u^*_e = j00g$ $u^*_d = o98y$
 contrast reduction factor:
 $c_R = 0.9$
 triangle lightness t^*



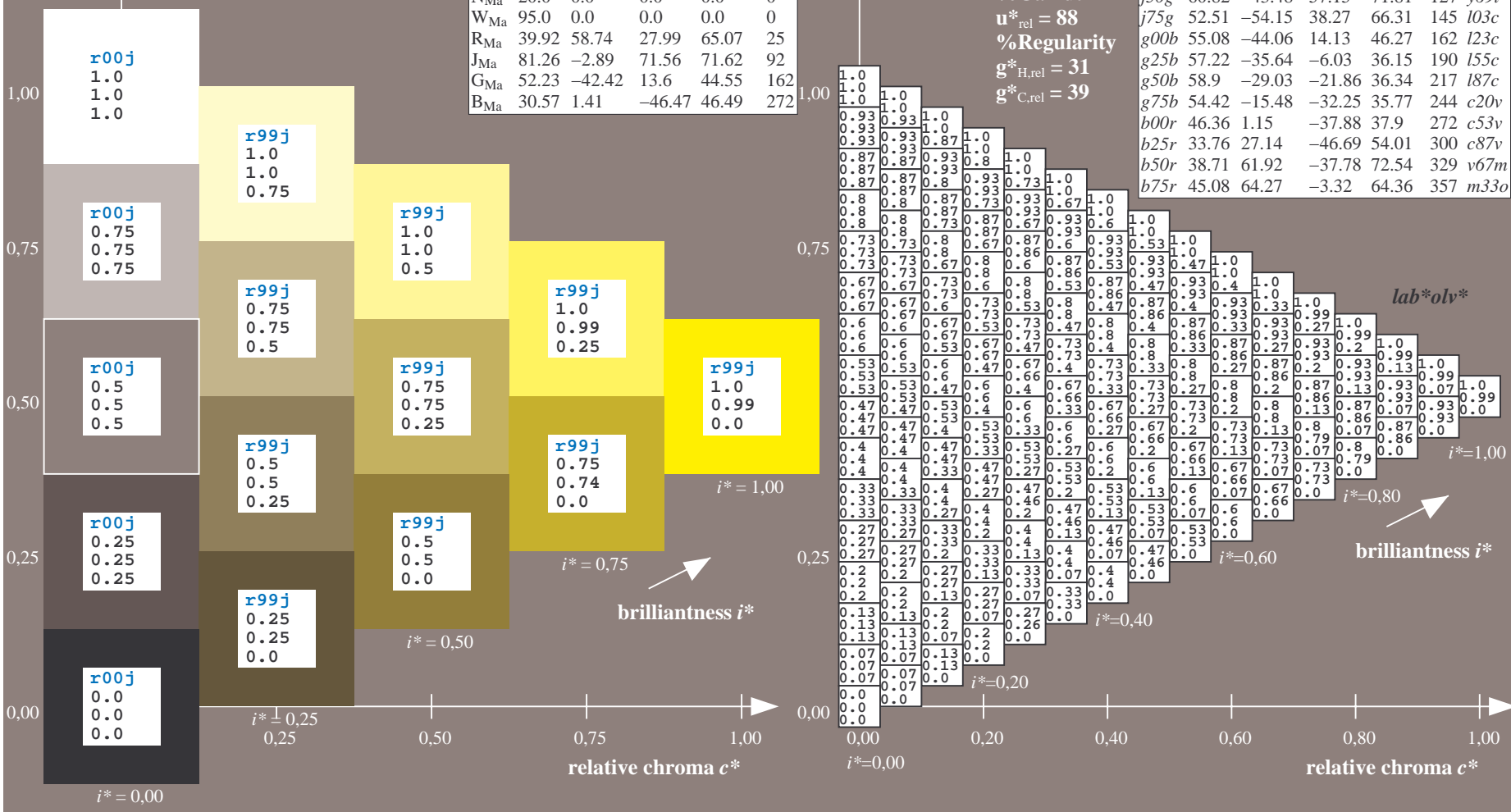
FRS12_95a; adapted (a) CIELAB data						
	u^*_e	$L^*=L^*_a$	a^*_a	b^*_a	$C^*_{ab,a}$	$h^*_{ab,a}$
O _{Ma}	43.8	53.91	39.75	66.98	36	
Y _{Ma}	87.58	-4.65	98.29	98.4	93	
L _{Ma}	51.95	-56.34	43.53	71.2	142	
C _{Ma}	59.62	-26.2	-28.62	38.8	228	
V _{Ma}	25.01	45.2	-52.8	69.51	311	
M _{Ma}	45.88	70.67	-29.93	76.75	337	
N _{Ma}	20.0	0.0	0.0	0.0	0	
W _{Ma}	95.0	0.0	0.0	0.0	0	
R _{Ma}	39.92	58.74	27.99	65.07	25	
J _{Ma}	81.26	-2.89	71.56	71.62	92	
G _{Ma}	52.23	-42.42	13.6	44.55	162	
B _{Ma}	30.57	1.41	-46.47	46.49	272	

Data for maximum colour (Ma):

$LAB^*LAB^*_{Ma}$: 87 -4 98
 $LAB^*LCH^*_{Ma}$: 87 98 92
 $lab^*rgb^*_{Ma}$: 1.0 1.0 0.0
 $lab^*olv^*_{Ma}$: 1.0 0.99 0.0
 triangle lightness t^*

FRS12_95a; adapted (a) CIELAB data							
	u^*_e	$L^*=L^*_a$	a^*_a	b^*_a	$C^*_{ab,a}$	$h^*_{ab,a}$	u^*_d
r00j	44.18	56.95	27.14	63.08	25	m81o	
r25j	47.38	49.13	44.53	66.31	42	o10y	
r50j	57.76	35.24	58.41	68.22	59	o40y	
r75j	69.81	19.13	74.52	76.94	76	o69y	
j00g	87.06	-3.94	97.58	97.66	92	o98y	
j25g	72.25	-26.89	74.73	79.42	110	y34l	
j50g	60.82	-43.48	57.15	71.81	127	y69l	
j75g	52.51	-54.15	38.27	66.31	145	l03c	
g00b	55.08	-44.06	14.13	46.27	162	l23c	
g25b	57.22	-35.64	-6.03	36.15	190	l55c	
g50b	58.9	-29.03	-21.86	36.34	217	l87c	
g75b	54.42	-15.48	-32.25	35.77	244	c20v	
b00r	46.36	1.15	-37.88	37.9	272	c53v	
b25r	33.76	27.14	-46.69	54.01	300	c87v	
b50r	38.71	61.92	-37.78	72.54	329	v67m	
b75r	45.08	64.27	-3.32	64.36	357	m33o	

%Gamut
 $u^*_{rel} = 88$
 %Regularity
 $g^*_{H,rel} = 31$
 $g^*_{C,rel} = 39$

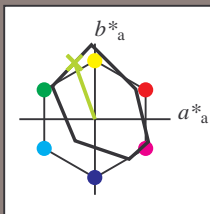


See for similar files: <http://www.ps.bam.de/Fe65/>; www.ps.bam.de/Fe.HTM
 Technical information: <http://www.ps.bam.de> Version 2.1, io=1,1, ColSpx=0

BAM registration: 20081001-Fe65/10L/L65e00NP.PDF/ .PS BAM material: code=rhadata
 application for evaluation and measurement of printer or monitor systems

Input and output: Colorimetric Printer Reflective System FRS12_95a, L*=20_95 for relative CIELAB hue $h^* = lab^*h^* = h_{ab}^*/360 = 0.305$
 data for any colour:
 lab^*tch^* and $lab^*ic_u^*$

Hue texts:
 $u^*_e = j25g$ $u^*_d = y34l$
 contrast reduction factor:
 $c_R = 0.9$
 triangle lightness t^*



FRS12_95a; adapted (a) CIELAB data

	u^*_e	$L^*=L^*_a$	a^*_a	b^*_a	$C^*_{ab,a}$	$h^*_{ab,a}$
O _{Ma}	43.8	53.91	39.75	66.98	36	
Y _{Ma}	87.58	-4.65	98.29	98.4	93	
L _{Ma}	51.95	-56.34	43.53	71.2	142	
C _{Ma}	59.62	-26.2	-28.62	38.8	228	
V _{Ma}	25.01	45.2	-52.8	69.51	311	
M _{Ma}	45.88	70.67	-29.93	76.75	337	
N _{Ma}	20.0	0.0	0.0	0.0	0	
W _{Ma}	95.0	0.0	0.0	0.0	0	
R _{Ma}	39.92	58.74	27.99	65.07	25	
J _{Ma}	81.26	-2.89	71.56	71.62	92	
G _{Ma}	52.23	-42.42	13.6	44.55	162	
B _{Ma}	30.57	1.41	-46.47	46.49	272	

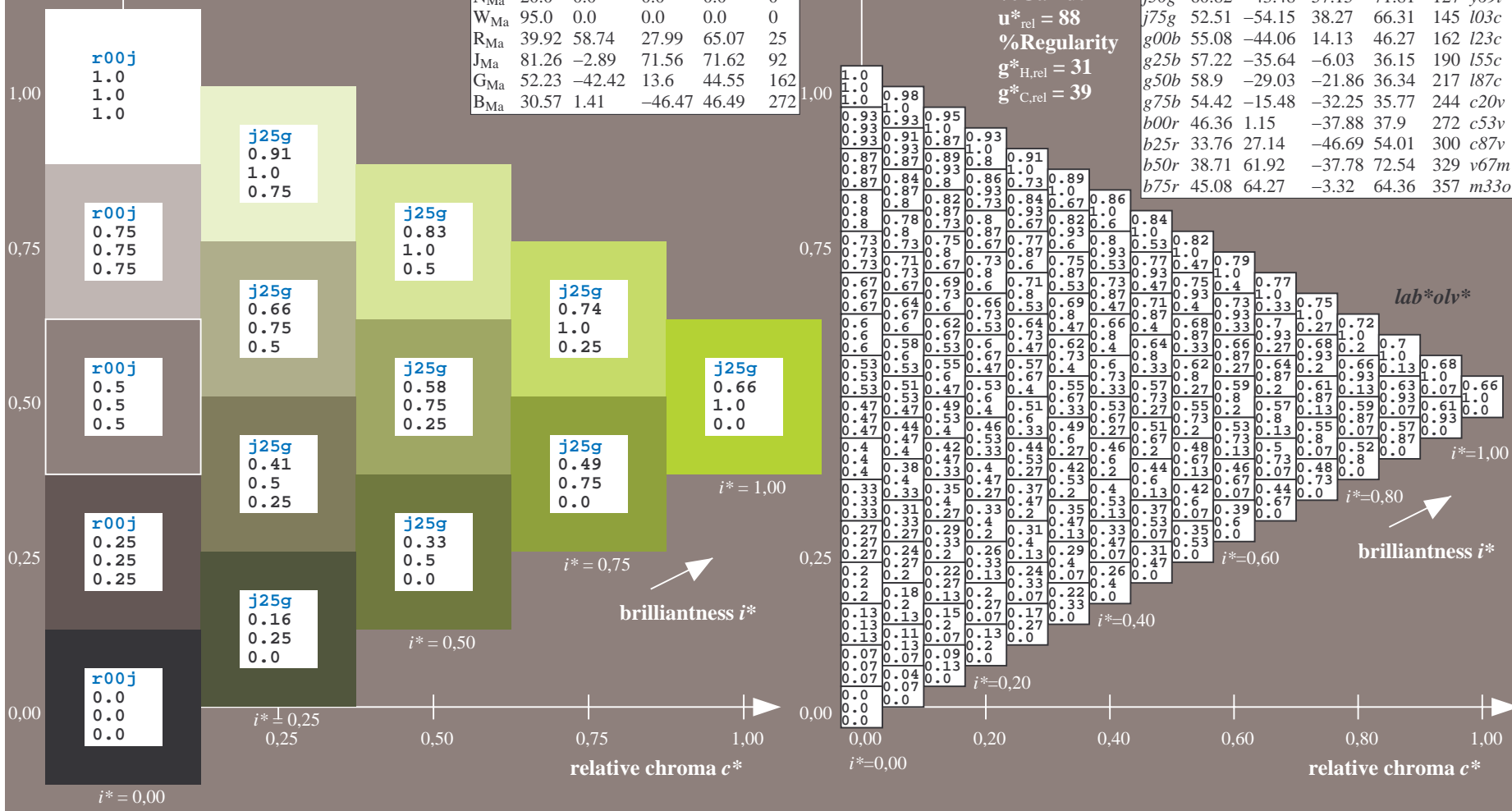
Data for maximum colour (Ma):

$LAB^*LAB^*_{Ma}$: 72 -27 75
 $LAB^*LCH^*_{Ma}$: 72 79 109
 $lab^*rgb^*_{Ma}$: 0.75 1.0 0.0
 $lab^*olv^*_{Ma}$: 0.66 1.0 0.0
 triangle lightness t^*

FRS12_95a; adapted (a) CIELAB data

	u^*_e	$L^*=L^*_a$	a^*_a	b^*_a	$C^*_{ab,a}$	$h^*_{ab,a}$	u^*_d
r00j	44.18	56.95	27.14	63.08	25	m81o	
r25j	47.38	49.13	44.53	66.31	42	o10y	
r50j	57.76	35.24	58.41	68.22	59	o40y	
r75j	69.81	19.13	74.52	76.94	76	o69y	
j00g	87.06	-3.94	97.58	97.66	92	o98y	
j25g	72.25	-26.89	74.73	79.42	110	y34l	
j50g	60.82	-43.48	57.15	71.81	127	y69l	
j75g	52.51	-54.15	38.27	66.31	145	l03c	
g00b	55.08	-44.06	14.13	46.27	162	l23c	
g25b	57.22	-35.64	-6.03	36.15	190	l55c	
g50b	58.9	-29.03	-21.86	36.34	217	l87c	
g75b	54.42	-15.48	-32.25	35.77	244	c20c	
b00r	46.36	1.15	-37.88	37.9	272	c53v	
b25r	33.76	27.14	-46.69	54.01	300	c87v	
b50r	38.71	61.92	-37.78	72.54	329	v67m	
b75r	45.08	64.27	-3.32	64.36	357	m33o	

%Gamut
 $u^*_{rel} = 88$
 %Regularity
 $g^*_{H,rel} = 31$
 $g^*_{C,rel} = 39$

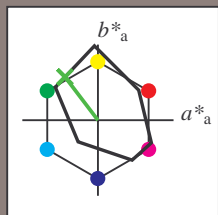


See for similar files: <http://www.ps.bam.de/Fe65/>; www.ps.bam.de/Fe.HTM
 Technical information: <http://www.ps.bam.de> Version 2.1, io=1,1, ColSpX=0

BAM registration: 20081001-Fe65/10L/L65e00NP.PDF/ .PS BAM material: code=rhadata
 application for evaluation and measurement of printer or monitor systems

Input and output: Colorimetric Printer Reflective System FRS12_95a, L*=20_95 for relative CIELAB hue $h^* = lab^*h^* = h_{ab}^*/360 = 0.354$

data for any colour:
 lab^*tch^* and $lab^*ic_u^*$
 Hue texts:
 $u^*_e = j50g$ $u^*_d = y69l$
 contrast reduction factor:
 $c_R = 0.9$
 triangle lightness t^*



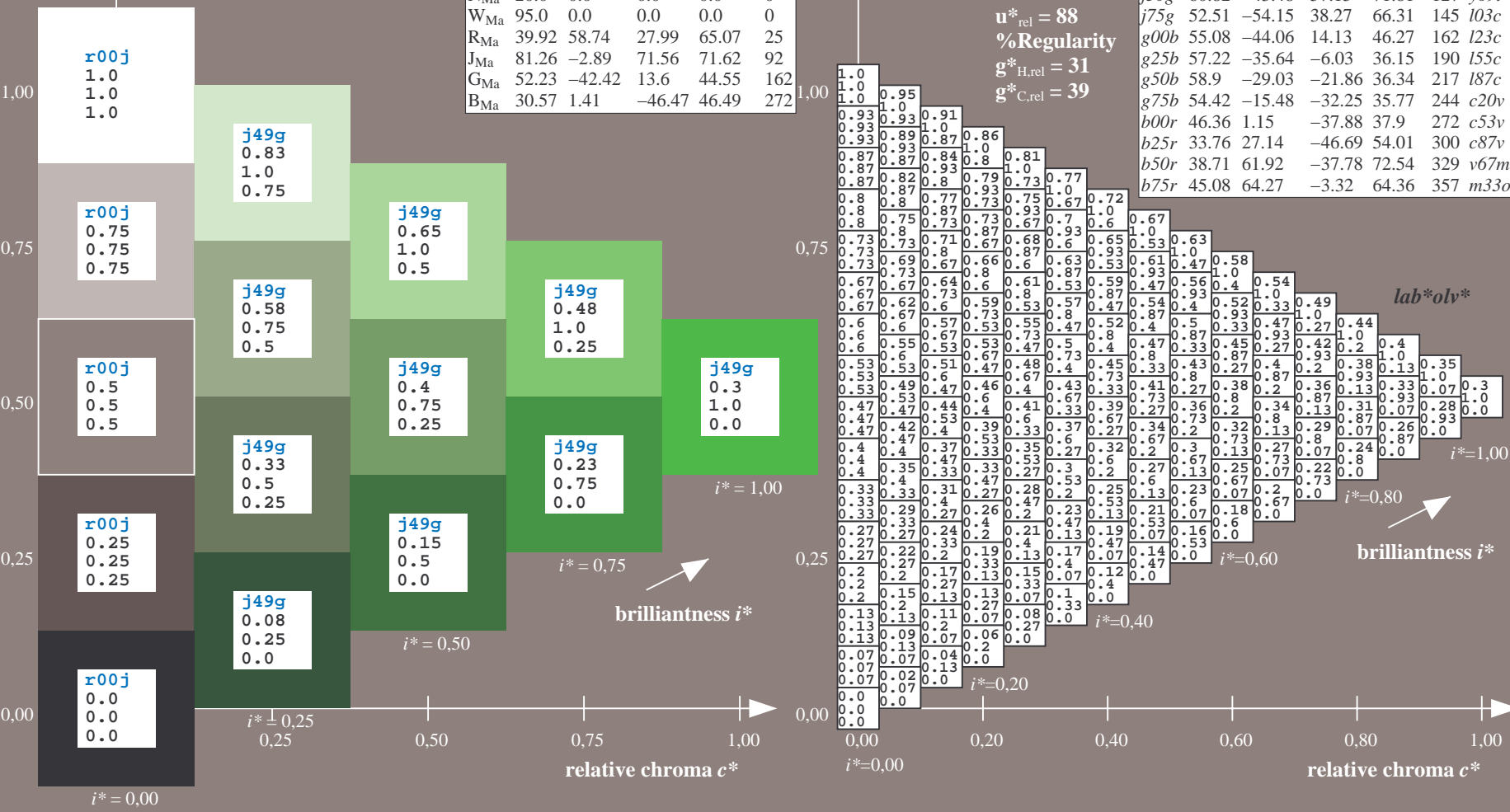
FRS12_95a; adapted (a) CIELAB data	u^*_e	$L^*=L^*_a$	a^*_a	b^*_a	$C^*_{ab,a}$	$h^*_{ab,a}$
O _{Ma}	43.8	53.91	39.75	66.98	36	
Y _{Ma}	87.58	-4.65	98.29	98.4	93	
L _{Ma}	51.95	-56.34	43.53	71.2	142	
C _{Ma}	59.62	-26.2	-28.62	38.8	228	
V _{Ma}	25.01	45.2	-52.8	69.51	311	
M _{Ma}	45.88	70.67	-29.93	76.75	337	
N _{Ma}	20.0	0.0	0.0	0.0	0	
W _{Ma}	95.0	0.0	0.0	0.0	0	
R _{Ma}	39.92	58.74	27.99	65.07	25	
J _{Ma}	81.26	-2.89	71.56	71.62	92	
G _{Ma}	52.23	-42.42	13.6	44.55	162	
B _{Ma}	30.57	1.41	-46.47	46.49	272	

Data for maximum colour (Ma):

$LAB^*LAB^*_{Ma}$: 61 -43 57
 $LAB^*LCH^*_{Ma}$: 61 72 127
 $lab^*rgb^*_{Ma}$: 0.5 1.0 0.0
 $lab^*olv^*_{Ma}$: 0.3 1.0 0.0

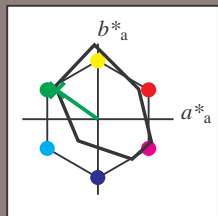
FRS12_95a; adapted (a) CIELAB data	u^*_e	$L^*=L^*_a$	a^*_a	b^*_a	$C^*_{ab,a}$	$h^*_{ab,a}$	u^*_d
r00j	44.18	56.95	27.14	63.08	25	m81o	
r25j	47.38	49.13	44.53	66.31	42	o10y	
r50j	57.76	35.24	58.41	68.22	59	o40y	
r75j	69.81	19.13	74.52	76.94	76	o69y	
j00g	87.06	-3.94	97.58	97.66	92	o98y	
j25g	72.25	-26.89	74.73	79.42	110	y34l	
j50g	60.82	-43.48	57.15	71.81	127	y69l	
j75g	52.51	-54.15	38.27	66.31	145	l03c	
g00b	55.08	-44.06	14.13	46.27	162	l23c	
g25b	57.22	-35.64	-6.03	36.15	190	l55c	
g50b	58.9	-29.03	-21.86	36.34	217	l87c	
g75b	54.42	-15.48	-32.25	35.77	242	c20c	
b00r	46.36	1.15	-37.88	37.9	274	c53v	
b25r	33.76	27.14	-46.69	54.01	300	c87v	
b50r	38.71	61.92	-37.78	72.54	329	v67m	
b75r	45.08	64.27	-3.32	64.36	357	m33o	

triangle lightness t^*
 %Gamut
 $u^*_{rel} = 88$
 %Regularity
 $g^*_{H,rel} = 31$
 $g^*_{C,rel} = 39$



Input and output: Colorimetric Printer Reflective System FRS12_95a, L*=20_95 for relative CIELAB hue $h^* = lab^*h^* = h_{ab}/360 = 0.402$
 data for any colour:
 lab^*tch^* and lab^*icu^*

Hue texts:
 $u^*_e = j75g$ $u^*_d = i03c$
 contrast reduction factor:
 $c_R = 0.9$
 triangle lightness t^*



FRS12_95a; adapted (a) CIELAB data

	u^*_e	$L^*=L^*_a$	a^*_a	b^*_a	$C^*_{ab,a}$	$h^*_{ab,a}$
O _{Ma}	43.8	53.91	39.75	66.98	36	
Y _{Ma}	87.58	-4.65	98.29	98.4	93	
L _{Ma}	51.95	-56.34	43.53	71.2	142	
C _{Ma}	59.62	-26.2	-28.62	38.8	228	
V _{Ma}	25.01	45.2	-52.8	69.51	311	
M _{Ma}	45.88	70.67	-29.93	76.75	337	
N _{Ma}	20.0	0.0	0.0	0.0	0	
W _{Ma}	95.0	0.0	0.0	0.0	0	
R _{Ma}	39.92	58.74	27.99	65.07	25	
J _{Ma}	81.26	-2.89	71.56	71.62	92	
G _{Ma}	52.23	-42.42	13.6	44.55	162	
B _{Ma}	30.57	1.41	-46.47	46.49	272	

Data for maximum colour (Ma):

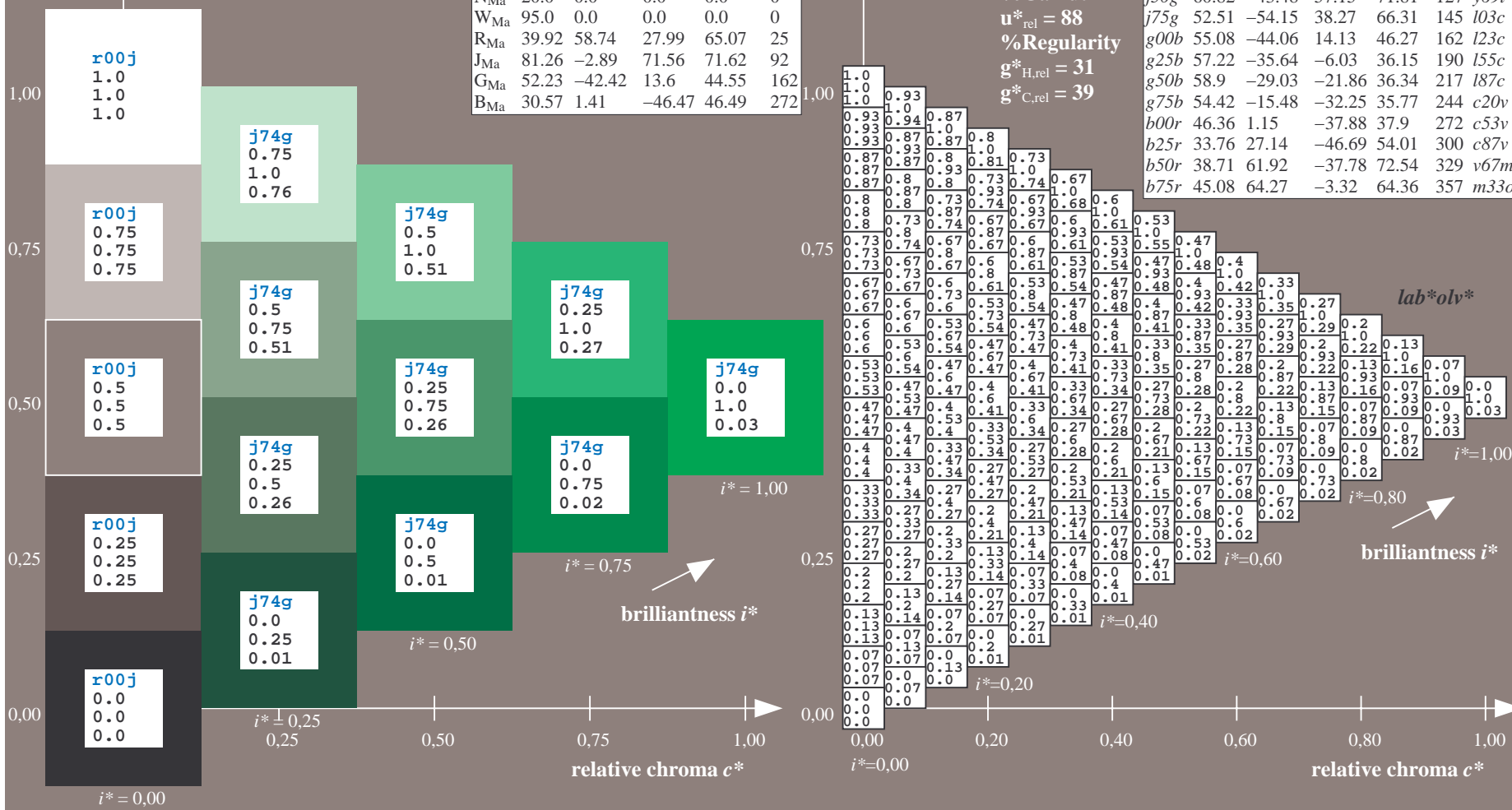
$LAB^*LAB^*_{Ma}$: 53 -54 38
 $LAB^*LCH^*_{Ma}$: 53 66 144
 $lab^*rgb^*_{Ma}$: 0.25 1.0 0.0
 $lab^*olv^*_{Ma}$: 0.0 1.0 0.03

FRS12_95a; adapted (a) CIELAB data

	u^*_e	$L^*=L^*_a$	a^*_a	b^*_a	$C^*_{ab,a}$	$h^*_{ab,a}$	u^*_d
r00j	44.18	56.95	27.14	63.08	25	m81o	
r25j	47.38	49.13	44.53	66.31	42	o10y	
r50j	57.76	35.24	58.41	68.22	59	o40y	
r75j	69.81	19.13	74.52	76.94	76	o69y	
j00g	87.06	-3.94	97.58	97.66	92	o98y	
j25g	72.25	-26.89	74.73	79.42	110	y34l	
j50g	60.82	-43.48	57.15	71.81	127	y69l	
j75g	52.51	-54.15	38.27	66.31	145	i03c	
g00b	55.08	-44.06	14.13	46.27	162	i23c	
g25b	57.22	-35.64	-6.03	36.15	190	i55c	
g50b	58.9	-29.03	-21.86	36.34	217	i87c	
g75b	54.42	-15.48	-32.25	35.77	244	c20c	
b00r	46.36	1.15	-37.88	37.9	272	c53v	
b25r	33.76	27.14	-46.69	54.01	300	c87v	
b50r	38.71	61.92	-37.78	72.54	329	v67m	
b75r	45.08	64.27	-3.32	64.36	357	m33o	

triangle lightness t^*

%Gamut
 $u^*_{rel} = 88$
 %Regularity
 $g^*_{H,rel} = 31$
 $g^*_{C,rel} = 39$



See for similar files: <http://www.ps.bam.de/Fe65/>; www.ps.bam.de/Version 2.1, io=1,1, ColSpx=0
 Technical information: <http://www.ps.bam.de>

BAM registration: 20081001-Fe65/10L/L65e00NP.PDF/ .PS BAM material: code=rh4ta
 application for evaluation and measurement of printer or monitor systems

Input and output: Colorimetric Printer Reflective System FRS12_95a, L*=20_95 for relative CIELAB hue $h^* = lab^*h^* = h_{ab}/360 = 0.451$

data for any colour:

lab^*tch^* and lab^*icu^*

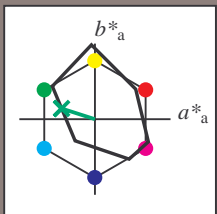
Hue texts:

$u^*_e = g00b$ $u^*_d = l23c$

contrast reduction factor:

$c_R = 0.9$

triangle lightness t^*



FRS12_95a; adapted (a) CIELAB data

	u^*_e	$L^*=L^*_a$	a^*_a	b^*_a	$C^*_{ab,a}$	$h^*_{ab,a}$
O _{Ma}	43.8	53.91	39.75	66.98	36	
Y _{Ma}	87.58	-4.65	98.29	98.4	93	
L _{Ma}	51.95	-56.34	43.53	71.2	142	
C _{Ma}	59.62	-26.2	-28.62	38.8	228	
V _{Ma}	25.01	45.2	-52.8	69.51	311	
M _{Ma}	45.88	70.67	-29.93	76.75	337	
N _{Ma}	20.0	0.0	0.0	0.0	0	
W _{Ma}	95.0	0.0	0.0	0.0	0	
R _{Ma}	39.92	58.74	27.99	65.07	25	
J _{Ma}	81.26	-2.89	71.56	71.62	92	
G _{Ma}	52.23	-42.42	13.6	44.55	162	
B _{Ma}	30.57	1.41	-46.47	46.49	272	

Data for maximum colour (Ma):

$LAB^*LAB^*_{Ma}$: 55 -44 14

$LAB^*LCH^*_{Ma}$: 55 46 162

$lab^*rgb^*_{Ma}$: 0.0 1.0 0.0

$lab^*olv^*_{Ma}$: 0.0 1.0 0.23

triangle lightness t^*

%Gamut

$u^*_{rel} = 88$

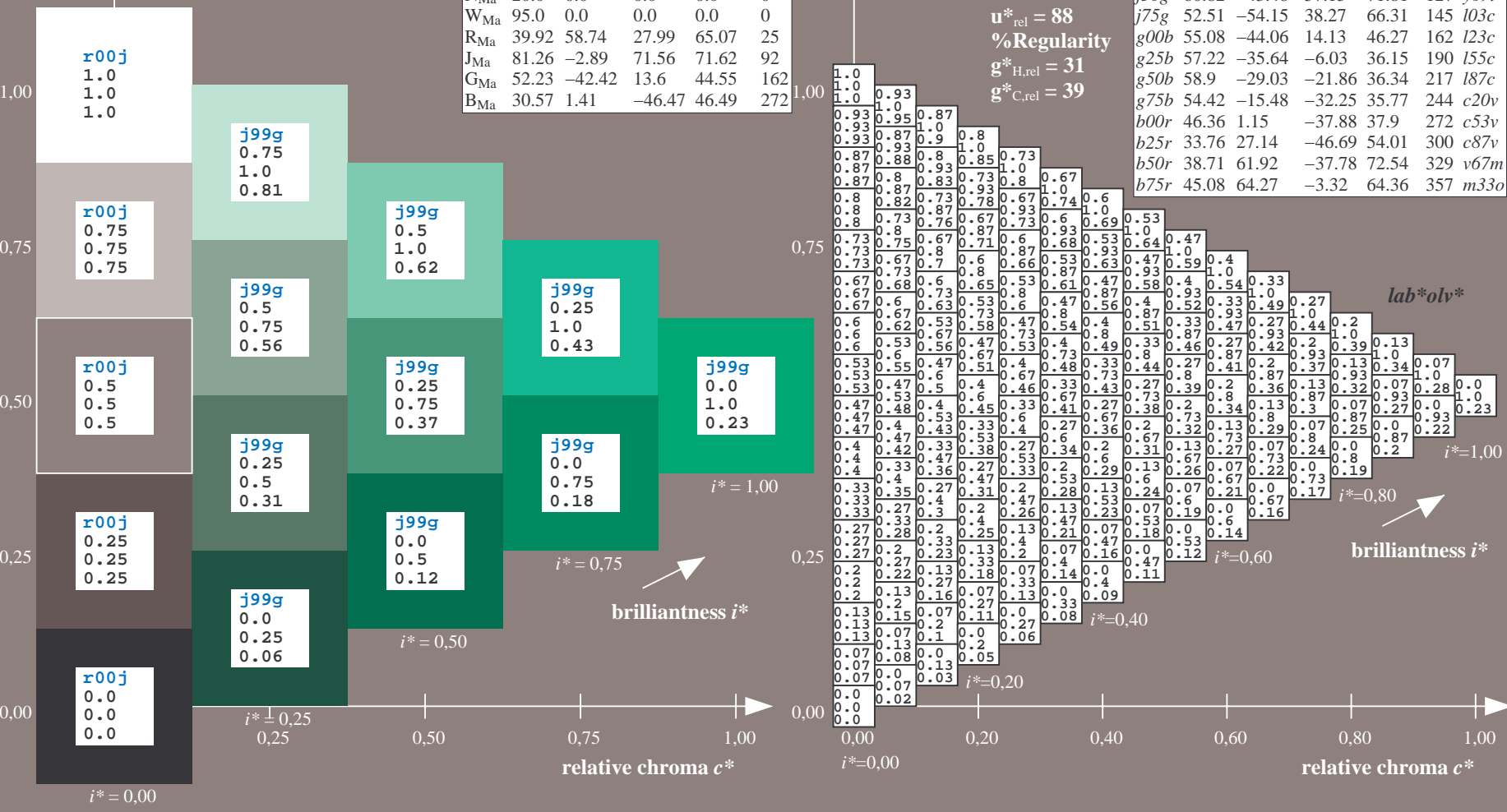
%Regularity

$g^*_{H,rel} = 31$

$g^*_{C,rel} = 39$

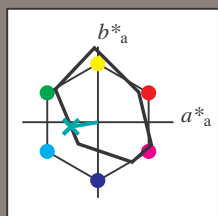
FRS12_95a; adapted (a) CIELAB data

	u^*_e	$L^*=L^*_a$	a^*_a	b^*_a	$C^*_{ab,a}$	$h^*_{ab,a}$	u^*_d
r00j	44.18	56.95	27.14	63.08	25	m81o	
r25j	47.38	49.13	44.53	66.31	42	o10y	
r50j	57.76	35.24	58.41	68.22	59	o40y	
r75j	69.81	19.13	74.52	76.94	76	o69y	
j00g	87.06	-3.94	97.58	97.66	92	o98y	
j25g	72.25	-26.89	74.73	79.42	110	y34l	
j50g	60.82	-43.48	57.15	71.81	127	y69l	
j75g	52.51	-54.15	38.27	66.31	145	l03c	
g00b	55.08	-44.06	14.13	46.27	162	l23c	
g25b	57.22	-35.64	-6.03	36.15	190	l55c	
g50b	58.9	-29.03	-21.86	36.34	217	l87c	
g75b	54.42	-15.48	-32.25	35.77	244	c20c	
b00r	46.36	1.15	-37.88	37.9	272	c53v	
b25r	33.76	27.14	-46.69	54.01	300	c87v	
b50r	38.71	61.92	-37.78	72.54	329	v67m	
b75r	45.08	64.27	-3.32	64.36	357	m33o	



Input and output: Colorimetric Printer Reflective System FRS12_95a, L*=20_95 for relative CIELAB hue $h^* = lab^*h^* = h_{ab}^*/360 = 0.527$
 data for any colour:
 lab^*tch^* and lab^*icu^*

Hue texts:
 $u^*_e = g25b$ $u^*_d = l55c$
 contrast reduction factor:
 $c_R = 0.9$
 triangle lightness t^*



FRS12_95a; adapted (a) CIELAB data

	u^*_e	$L^*=L^*_a$	a^*_a	b^*_a	$C^*_{ab,a}$	$h^*_{ab,a}$
O _{Ma}	43.8	53.91	39.75	66.98	36	
Y _{Ma}	87.58	-4.65	98.29	98.4	93	
L _{Ma}	51.95	-56.34	43.53	71.2	142	
C _{Ma}	59.62	-26.2	-28.62	38.8	228	
V _{Ma}	25.01	45.2	-52.8	69.51	311	
M _{Ma}	45.88	70.67	-29.93	76.75	337	
N _{Ma}	20.0	0.0	0.0	0.0	0	
W _{Ma}	95.0	0.0	0.0	0.0	0	
R _{Ma}	39.92	58.74	27.99	65.07	25	
J _{Ma}	81.26	-2.89	71.56	71.62	92	
G _{Ma}	52.23	-42.42	13.6	44.55	162	
B _{Ma}	30.57	1.41	-46.47	46.49	272	

Data for maximum colour (Ma):

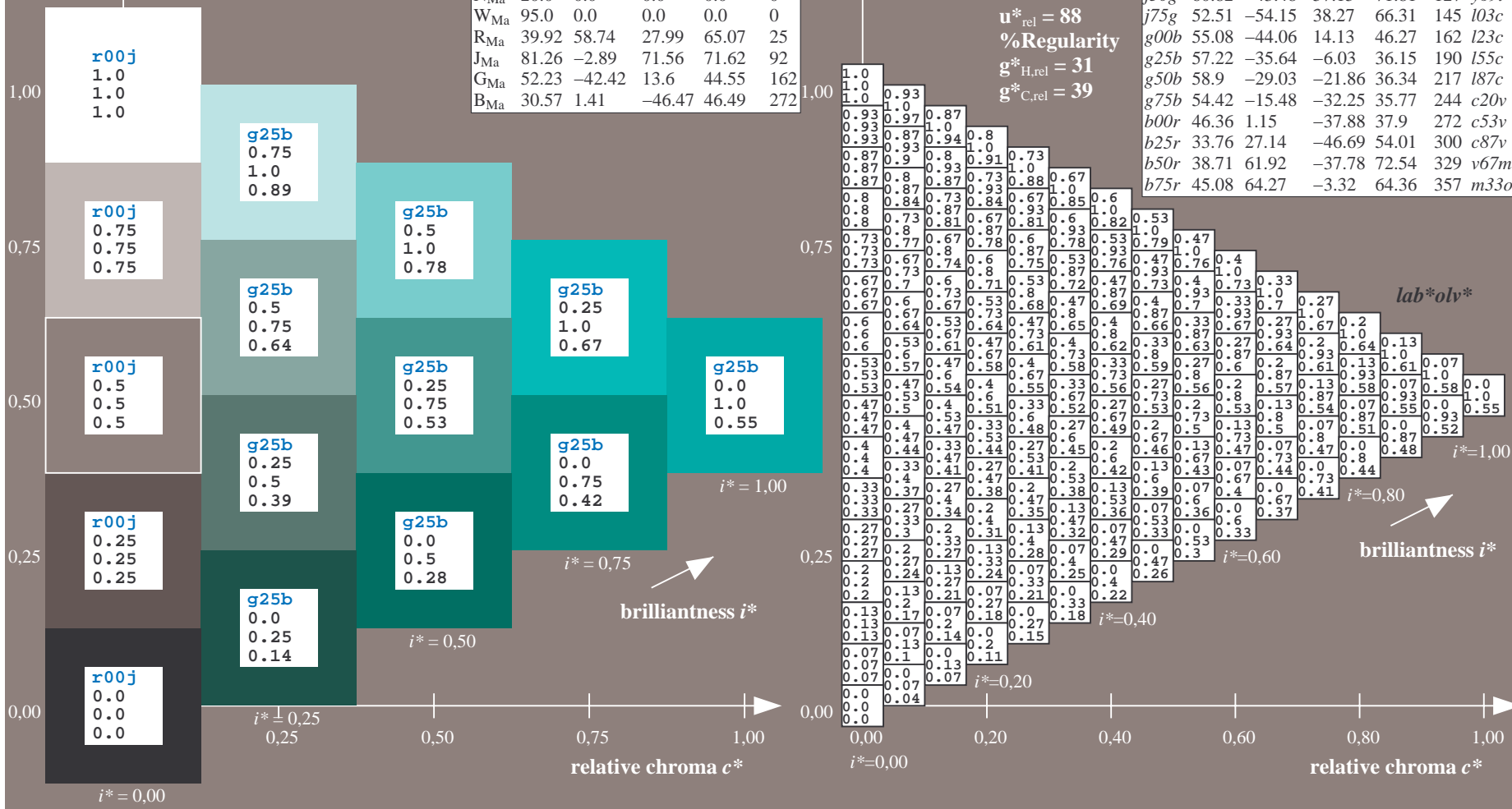
$LAB^*LAB^*_{Ma}$: 57 -36 -6
 $LAB^*LCH^*_{Ma}$: 57 36 189
 $lab^*rgb^*_{Ma}$: 0.0 1.0 0.5
 $lab^*olv^*_{Ma}$: 0.0 1.0 0.55

FRS12_95a; adapted (a) CIELAB data

	u^*_e	$L^*=L^*_a$	a^*_a	b^*_a	$C^*_{ab,a}$	$h^*_{ab,a}$	u^*_d
r00j	44.18	56.95	27.14	63.08	25	m81o	
r25j	47.38	49.13	44.53	66.31	42	o10y	
r50j	57.76	35.24	58.41	68.22	59	o40y	
r75j	69.81	19.13	74.52	76.94	76	o69y	
j00g	87.06	-3.94	97.58	97.66	92	o98y	
j25g	72.25	-26.89	74.73	79.42	110	y34l	
j50g	60.82	-43.48	57.15	71.81	127	y69l	
j75g	52.51	-54.15	38.27	66.31	145	l03c	
g00b	55.08	-44.06	14.13	46.27	162	l23c	
g25b	57.22	-35.64	-6.03	36.15	190	l55c	
g50b	58.9	-29.03	-21.86	36.34	217	l87c	
g75b	54.42	-15.48	-32.25	35.77	244	c20c	
b00r	46.36	1.15	-37.88	37.9	272	c53v	
b25r	33.76	27.14	-46.69	54.01	300	c87v	
b50r	38.71	61.92	-37.78	72.54	329	v67m	
b75r	45.08	64.27	-3.32	64.36	357	m33o	

triangle lightness t^*

%Gamut
 $u^*_{rel} = 88$
 %Regularity
 $g^*_{H,rel} = 31$
 $g^*_{C,rel} = 39$



Input and output: Colorimetric Printer Reflective System FRS12_95a, L*=20_95 for relative CIELAB hue $h^* = lab^*h^* = h_{ab}^*/360 = 0.603$

data for any colour:

lab^*tch^* and lab^*icu^*

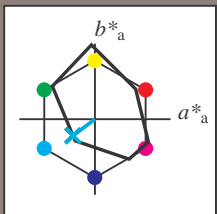
Hue texts:

$u^*_e = g50b$ $u^*_d = l87c$

contrast reduction factor:

$c_R = 0.9$

triangle lightness t^*



FRS12_95a; adapted (a) CIELAB data

	u^*_e	$L^*=L^*_a$	a^*_a	b^*_a	$C^*_{ab,a}$	$h^*_{ab,a}$
O _{Ma}	43.8	53.91	39.75	66.98	36	
Y _{Ma}	87.58	-4.65	98.29	98.4	93	
L _{Ma}	51.95	-56.34	43.53	71.2	142	
C _{Ma}	59.62	-26.2	-28.62	38.8	228	
V _{Ma}	25.01	45.2	-52.8	69.51	311	
M _{Ma}	45.88	70.67	-29.93	76.75	337	
N _{Ma}	20.0	0.0	0.0	0.0	0	
W _{Ma}	95.0	0.0	0.0	0.0	0	
R _{Ma}	39.92	58.74	27.99	65.07	25	
J _{Ma}	81.26	-2.89	71.56	71.62	92	
G _{Ma}	52.23	-42.42	13.6	44.55	162	
B _{Ma}	30.57	1.41	-46.47	46.49	272	

Data for maximum colour (Ma):

$LAB^*LAB^*_{Ma}$: 59 -29 -22

$LAB^*LCH^*_{Ma}$: 59 36 216

$lab^*rgb^*_{Ma}$: 0.0 1.0 1.0

$lab^*olv^*_{Ma}$: 0.0 1.0 0.88

triangle lightness t^*

%Gamut

$u^*_{rel} = 88$

%Regularity

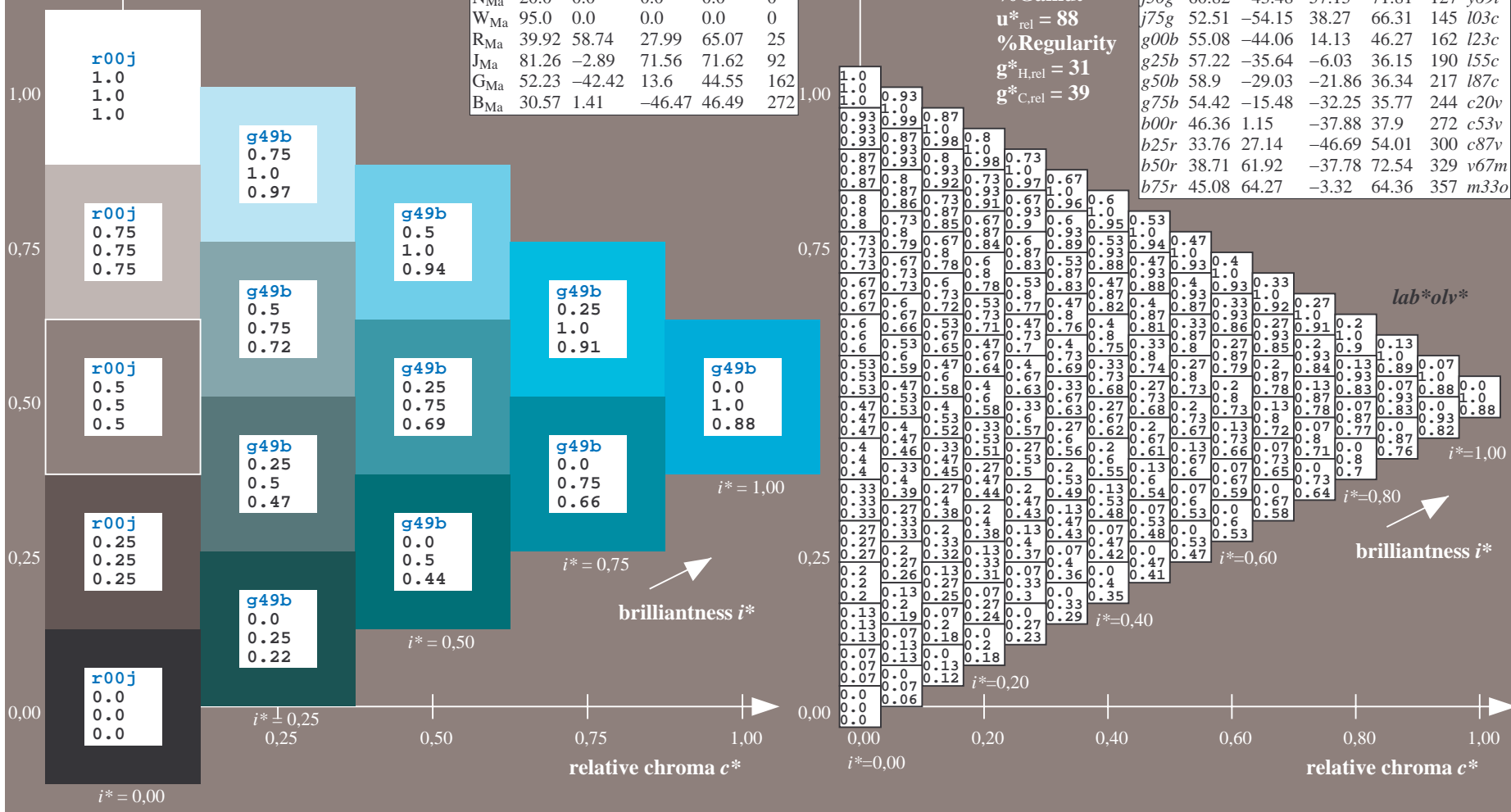
$g^*_{H,rel} = 31$

$g^*_{C,rel} = 39$

FRS12_95a; adapted (a) CIELAB data

	u^*_e	$L^*=L^*_a$	a^*_a	b^*_a	$C^*_{ab,a}$	$h^*_{ab,a}$	u^*_d
r00j	44.18	56.95	27.14	63.08	25		m81o
r25j	47.38	49.13	44.53	66.31	42		o10y
r50j	57.76	35.24	58.41	68.22	59		o40y
r75j	69.81	19.13	74.52	76.94	76		o69y
j00g	87.06	-3.94	97.58	97.66	92		o98y
j25g	72.25	-26.89	74.73	79.42	110		y34l
j50g	62.82	-43.48	57.15	71.81	127		y69l
j75g	52.51	-54.15	38.27	66.31	145		l03c
g00b	55.08	-44.06	14.13	46.27	162		l23c
g25b	57.22	-35.64	-6.03	36.15	190		l55c
g50b	58.9	-29.03	-21.86	36.34	217		l87c
g75b	54.42	-15.48	-32.25	35.77	244		c20c
b00r	46.36	1.15	-37.88	37.9	272		c53v
b25r	33.76	27.14	-46.69	54.01	300		c87v
b50r	38.71	61.92	-37.78	72.54	329		v67m
b75r	45.08	64.27	-3.32	64.36	357		m33o

$u^*_e = g50b$
 lab^*olv^*



See for similar files: <http://www.ps.bam.de/Fe65/>; www.ps.bam.de/Fe65/
 Technical information: <http://www.ps.bam.de> Version 2.1, io=1,1, ColSpX=0

BAM registration: 20081001-Fe65/10L/L65e00NP.PDF/ .PS BAM material: code=rhadata
 application for evaluation and measurement of printer or monitor systems

Input and output: Colorimetric Printer Reflective System FRS12_95a, L*=20_95 for relative CIELAB hue $h^* = lab^*h^* = h_{ab}/360 = 0.679$

data for any colour:

lab^*tch^* and $lab^*ic_u^*$

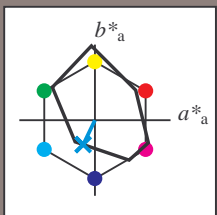
Hue texts:

$u^*_e = g75b$ $u^*_d = c20v$

contrast reduction factor:

$c_R = 0.9$

triangle lightness t^*



FRS12_95a; adapted (a) CIELAB data

	u^*_e	$L^*=L^*_a$	a^*_a	b^*_a	$C^*_{ab,a}$	$h^*_{ab,a}$
O _{Ma}	43.8	53.91	39.75	66.98	36	
Y _{Ma}	87.58	-4.65	98.29	98.4	93	
L _{Ma}	51.95	-56.34	43.53	71.2	142	
C _{Ma}	59.62	-26.2	-28.62	38.8	228	
V _{Ma}	25.01	45.2	-52.8	69.51	311	
M _{Ma}	45.88	70.67	-29.93	76.75	337	
N _{Ma}	20.0	0.0	0.0	0.0	0	
W _{Ma}	95.0	0.0	0.0	0.0	0	
R _{Ma}	39.92	58.74	27.99	65.07	25	
J _{Ma}	81.26	-2.89	71.56	71.62	92	
G _{Ma}	52.23	-42.42	13.6	44.55	162	
B _{Ma}	30.57	1.41	-46.47	46.49	272	

Data for maximum colour (Ma):

$LAB^*LAB^*_{Ma}$: 54 -15 -32

$LAB^*LCH^*_{Ma}$: 54 36 244

$lab^*rgb^*_{Ma}$: 0.0 0.5 1.0

$lab^*olv^*_{Ma}$: 0.0 0.8 1.0

triangle lightness t^*

%Gamut

$u^*_{rel} = 88$

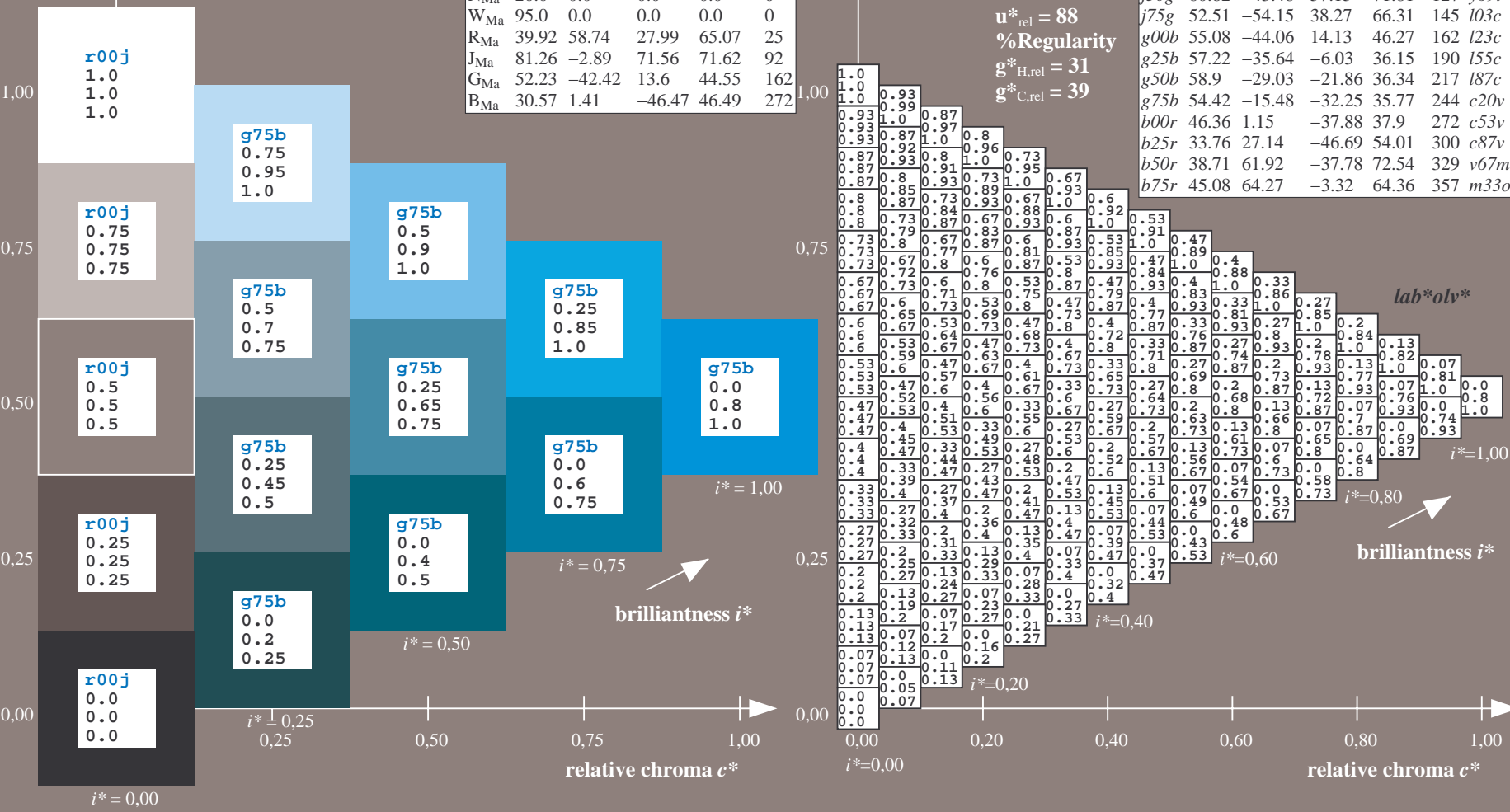
%Regularity

$g^*_{H,rel} = 31$

$g^*_{C,rel} = 39$

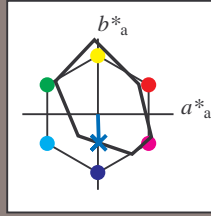
FRS12_95a; adapted (a) CIELAB data

	u^*_e	$L^*=L^*_a$	a^*_a	b^*_a	$C^*_{ab,a}$	$h^*_{ab,a}$	u^*_d
r00j	44.18	56.95	27.14	63.08	25	m81o	
r25j	47.38	49.13	44.53	66.31	42	o10y	
r50j	57.76	35.24	58.41	68.22	59	o40y	
r75j	69.81	19.13	74.52	76.94	76	o69y	
j00g	87.06	-3.94	97.58	97.66	92	o98y	
j25g	72.25	-26.89	74.73	79.42	110	y34l	
j50g	62.82	-43.48	57.15	71.81	127	y69l	
j75g	52.51	-54.15	38.27	66.31	145	l03c	
g00b	55.08	-44.06	14.13	46.27	162	l23c	
g25b	57.22	-35.64	-6.03	36.15	190	l55c	
g50b	58.9	-29.03	-21.86	36.34	217	l87c	
g75b	54.42	-15.48	-32.25	35.77	244	c20v	
b00r	46.36	1.15	-37.88	37.9	272	c53v	
b25r	33.76	27.14	-46.69	54.01	300	c87v	
b50r	38.71	61.92	-37.78	72.54	329	v67m	
b75r	45.08	64.27	-3.32	64.36	357	m33o	



Input and output: Colorimetric Printer Reflective System FRS12_95a, L*=20_95 for relative CIELAB hue $h^* = lab^*h^* = h_{ab}/360 = 0.755$
data for any colour:

lab^*tch^* and lab^*icu^*
Hue texts:
 $u^*_e = b00r$ $u^*_d = c53v$
contrast reduction factor:
 $c_R = 0.9$
triangle lightness t^*



FRS12_95a; adapted (a) CIELAB data

	u^*_e	$L^*=L^*_a$	a^*_a	b^*_a	$C^*_{ab,a}$	$h^*_{ab,a}$	u^*_d
O _{Ma}	43.8	53.91	39.75	66.98	36		
Y _{Ma}	87.58	-4.65	98.29	98.4	93		
L _{Ma}	51.95	-56.34	43.53	71.2	142		
C _{Ma}	59.62	-26.2	-28.62	38.8	228		
V _{Ma}	25.01	45.2	-52.8	69.51	311		
M _{Ma}	45.88	70.67	-29.93	76.75	337		
N _{Ma}	20.0	0.0	0.0	0.0	0		
W _{Ma}	95.0	0.0	0.0	0.0	0		
R _{Ma}	39.92	58.74	27.99	65.07	25		
J _{Ma}	81.26	-2.89	71.56	71.62	92		
G _{Ma}	52.23	-42.42	13.6	44.55	162		
B _{Ma}	30.57	1.41	-46.47	46.49	272		

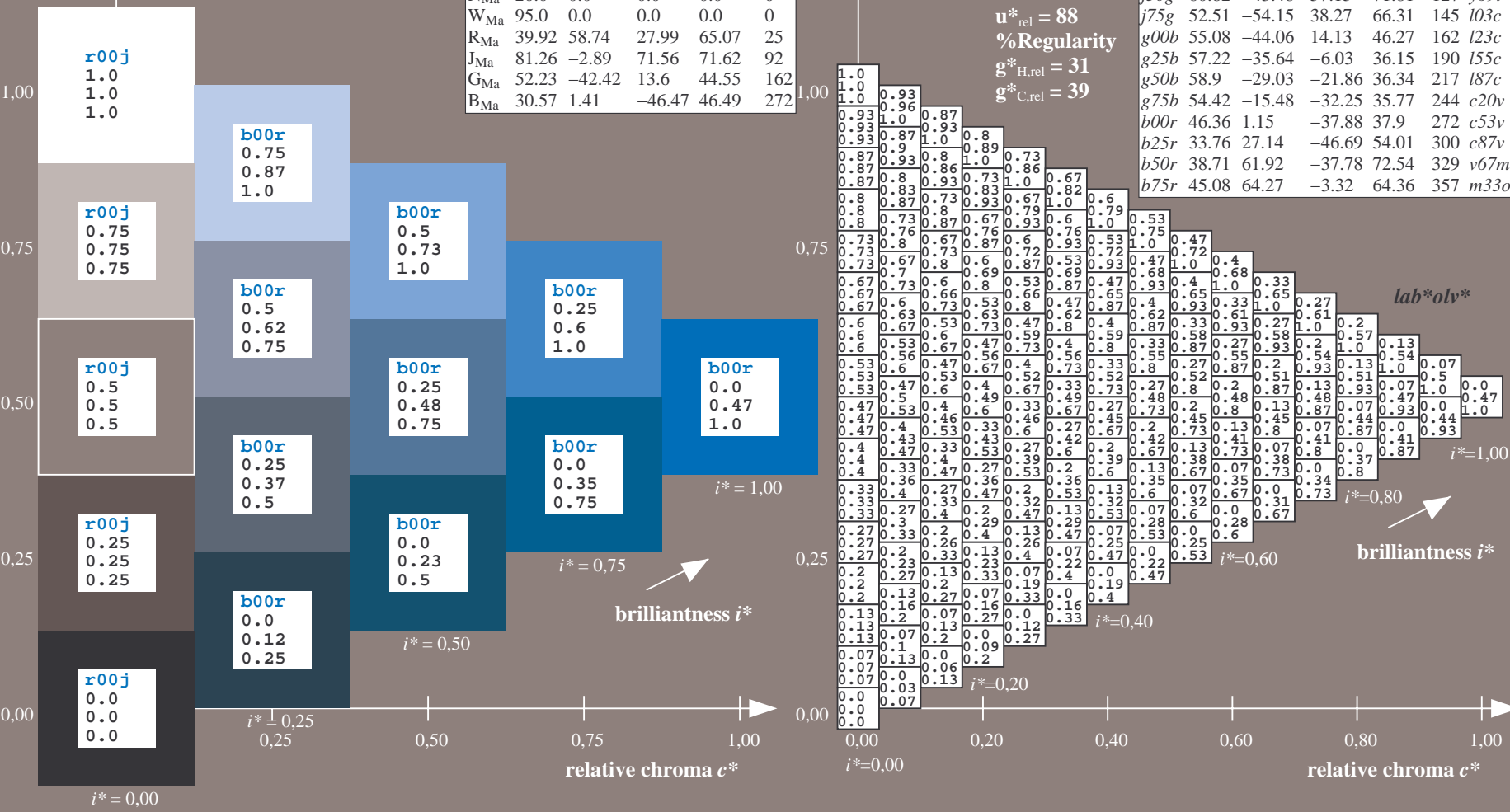
Data for maximum colour (Ma):

$LAB^*LAB^*_{Ma}$: 46 1 -38
 $LAB^*LCH^*_{Ma}$: 46 38 271
 $lab^*rgb^*_{Ma}$: 0.0 0.0 1.0
 $lab^*olv^*_{Ma}$: 0.0 0.47 1.0

FRS12_95a; adapted (a) CIELAB data

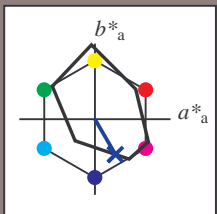
	u^*_e	$L^*=L^*_a$	a^*_a	b^*_a	$C^*_{ab,a}$	$h^*_{ab,a}$	u^*_d
r00j	44.18	56.95	27.14	63.08	25	m81o	
r25j	47.38	49.13	44.53	66.31	42	o10y	
r50j	57.76	35.24	58.41	68.22	59	o40y	
r75j	69.81	19.13	74.52	76.94	76	o69y	
j00g	87.06	-3.94	97.58	97.66	92	o98y	
j25g	72.25	-26.89	74.73	79.42	110	y34l	
j50g	60.82	-43.48	57.15	71.81	127	y69l	
j75g	52.51	-54.15	38.27	66.31	145	l03c	
g00b	55.08	-44.06	14.13	46.27	162	l23c	
g25b	57.22	-35.64	-6.03	36.15	190	l55c	
g50b	58.9	-29.03	-21.86	36.34	217	l87c	
g75b	54.42	-15.48	-32.25	35.77	244	c20c	
b00r	46.36	1.15	-37.88	37.9	272	c53v	
b25r	33.76	27.14	-46.69	54.01	300	c87v	
b50r	38.71	61.92	-37.78	72.54	329	v67m	
b75r	45.08	64.27	-3.32	64.36	357	m33o	

triangle lightness t^*
%Gamut
 $u^*_{rel} = 88$
%Regularity
 $g^*_{H,rel} = 31$
 $g^*_{C,rel} = 39$



Input and output: Colorimetric Printer Reflective System FRS12_95a, L*=20_95 for relative CIELAB hue $h^* = lab^*h^* = h_{ab}^*/360 = 0.834$
 data for any colour:
 lab^*tch^* and lab^*icu^*

Hue texts:
 $u^*_e = b25r$ $u^*_d = c87v$
 contrast reduction factor:
 $c_R = 0.9$
 triangle lightness t^*



FRS12_95a; adapted (a) CIELAB data

	u^*_e	$L^*=L^*_a$	a^*_a	b^*_a	$C^*_{ab,a}$	$h^*_{ab,a}$
O _{Ma}	43.8	53.91	39.75	66.98	36	
Y _{Ma}	87.58	-4.65	98.29	98.4	93	
L _{Ma}	51.95	-56.34	43.53	71.2	142	
C _{Ma}	59.62	-26.2	-28.62	38.8	228	
V _{Ma}	25.01	45.2	-52.8	69.51	311	
M _{Ma}	45.88	70.67	-29.93	76.75	337	
N _{Ma}	20.0	0.0	0.0	0.0	0	
W _{Ma}	95.0	0.0	0.0	0.0	0	
R _{Ma}	39.92	58.74	27.99	65.07	25	
J _{Ma}	81.26	-2.89	71.56	71.62	92	
G _{Ma}	52.23	-42.42	13.6	44.55	162	
B _{Ma}	30.57	1.41	-46.47	46.49	272	

Data for maximum colour (Ma):

$LAB^*LAB^*_{Ma}$: 34 27 -47

$LAB^*LCH^*_{Ma}$: 34 54 300

$lab^*rgb^*_{Ma}$: 0.5 0.0 1.0

$lab^*olv^*_{Ma}$: 0.0 0.13 1.0

triangle lightness t^*

%Gamut

$u^*_{rel} = 88$

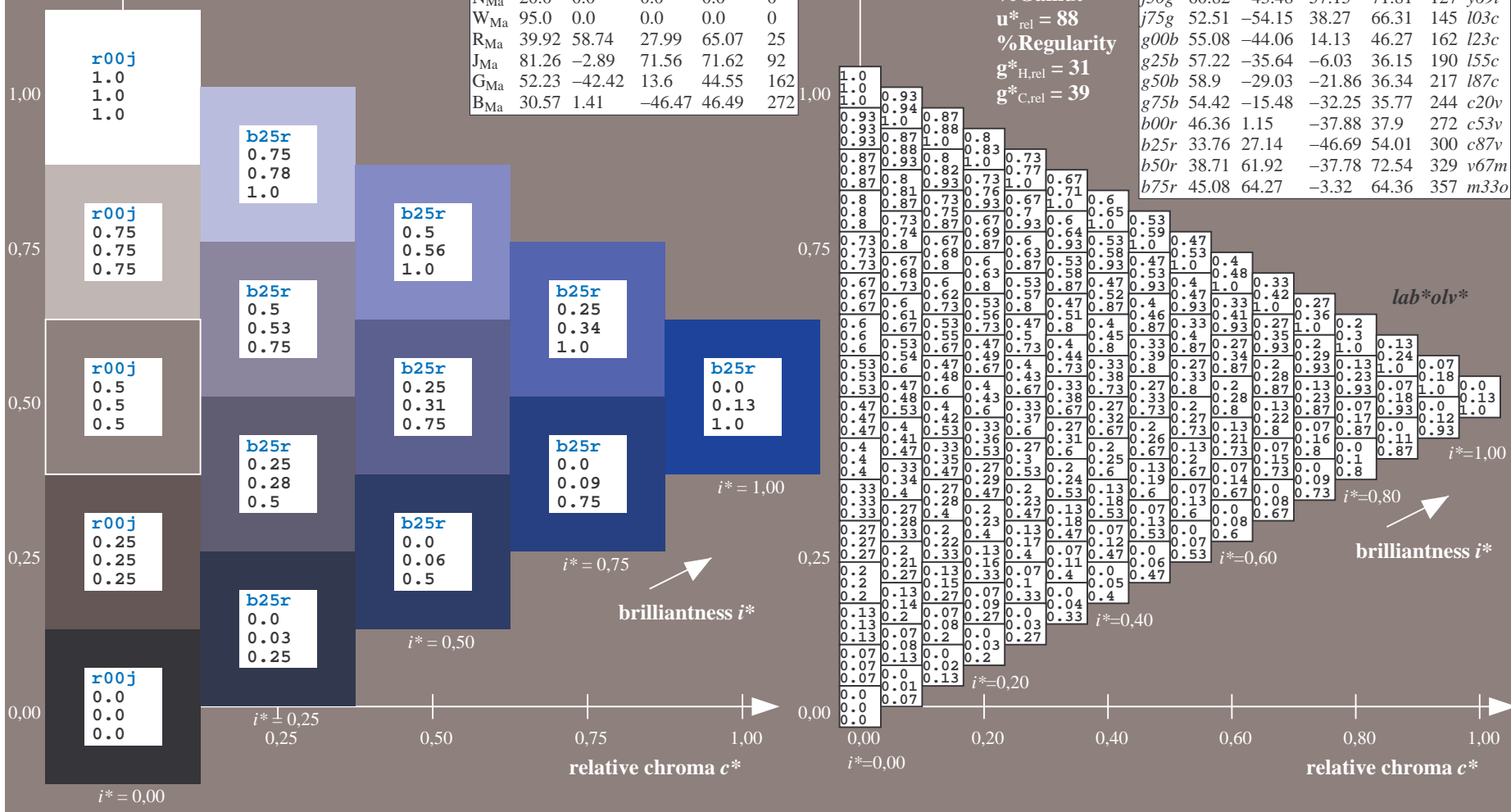
%Regularity

$g^*_{H,rel} = 31$

$g^*_{C,rel} = 39$

FRS12_95a; adapted (a) CIELAB data

	u^*_e	$L^*=L^*_a$	a^*_a	b^*_a	$C^*_{ab,a}$	$h^*_{ab,a}$	u^*_d
r00j	44.18	56.95	27.14	63.08	25	m81o	
r25j	47.38	49.13	44.53	66.31	42	o10y	
r50j	57.76	35.24	58.41	68.22	59	o40y	
r75j	69.81	19.13	74.52	76.94	76	o69y	
j00g	87.06	-3.94	97.58	97.66	92	o98y	
j25g	72.25	-26.89	74.73	79.42	110	y34l	
j50g	60.82	-43.48	57.15	71.81	127	y69l	
j75g	52.51	-54.15	38.27	66.31	145	l03c	
g00b	55.08	-44.06	14.13	46.27	162	l23c	
g25b	57.22	-35.64	-6.03	36.15	190	l55c	
g50b	58.9	-29.03	-21.86	36.34	217	l87c	
g75b	54.42	-15.48	-32.25	35.77	244	c20v	
b00r	46.36	1.15	-37.88	37.9	272	c53v	
b25r	33.76	27.14	-46.69	54.01	300	c87v	
b50r	38.71	61.92	-37.78	72.54	329	v67m	
b75r	45.08	64.27	-3.32	64.36	357	m33o	

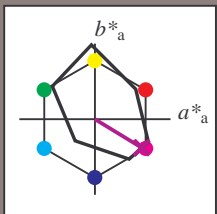


See for similar files: <http://www.ps.bam.de/Fe65/>; www.ps.bam.de/Fe.HTM
 Technical information: <http://www.ps.bam.de> Version 2.1, io=1,1, ColSpx=0

BAM registration: 20081001-Fe65/10L/L65e00NP.PDF/ .PS BAM material: code=rh4ta
 application for evaluation and measurement of printer or monitor systems

Input and output: Colorimetric Printer Reflective System FRS12_95a, L*=20_95 for relative CIELAB hue $h^* = lab^*h^* = h_{ab}^*/360 = 0.913$
 data for any colour:
 lab^*tch^* and lab^*icu^*

Hue texts:
 $u^*_e = b50r$ $u^*_d = v67m$
 contrast reduction factor:
 $c_R = 0.9$
 triangle lightness t^*



FRS12_95a; adapted (a) CIELAB data						
	u^*_e	$L^*=L^*_a$	a^*_a	b^*_a	$C^*_{ab,a}$	$h^*_{ab,a}$
O _{Ma}	43.8	53.91	39.75	66.98	36	
Y _{Ma}	87.58	-4.65	98.29	98.4	93	
L _{Ma}	51.95	-56.34	43.53	71.2	142	
C _{Ma}	59.62	-26.2	-28.62	38.8	228	
V _{Ma}	25.01	45.2	-52.8	69.51	311	
M _{Ma}	45.88	70.67	-29.93	76.75	337	
N _{Ma}	20.0	0.0	0.0	0.0	0	
W _{Ma}	95.0	0.0	0.0	0.0	0	
R _{Ma}	39.92	58.74	27.99	65.07	25	
J _{Ma}	81.26	-2.89	71.56	71.62	92	
G _{Ma}	52.23	-42.42	13.6	44.55	162	
B _{Ma}	30.57	1.41	-46.47	46.49	272	

Data for maximum colour (Ma):

$LAB^*LAB^*_{Ma}$: 39 62 -38

$LAB^*LCH^*_{Ma}$: 39 73 328

$lab^*rgb^*_{Ma}$: 1.0 0.0 1.0

$lab^*olv^*_{Ma}$: 0.68 0.0 1.0

triangle lightness t^*

%Gamut

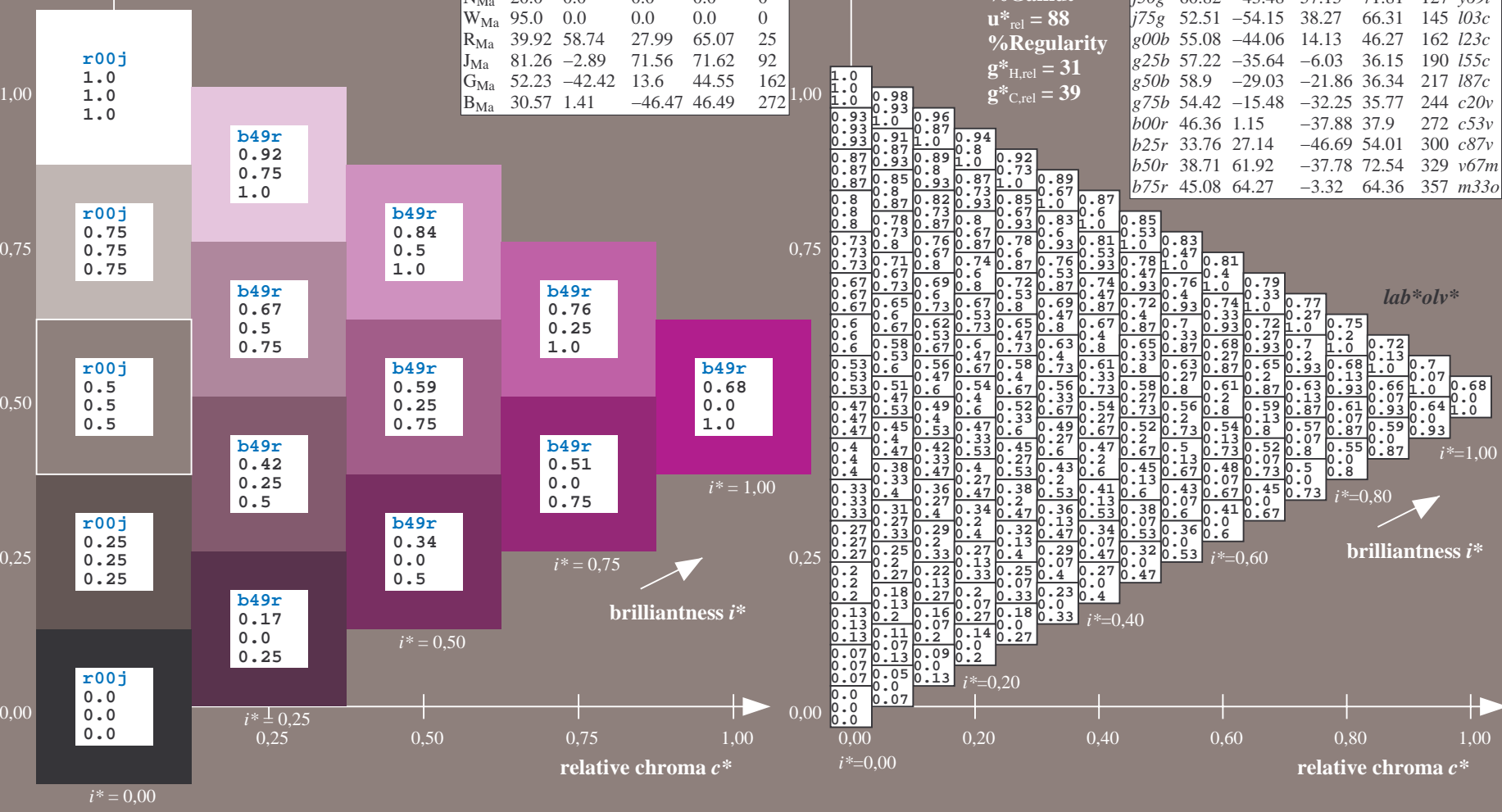
$u^*_{rel} = 88$

%Regularity

$g^*_{H,rel} = 31$

$g^*_{C,rel} = 39$

FRS12_95a; adapted (a) CIELAB data							
	u^*_e	$L^*=L^*_a$	a^*_a	b^*_a	$C^*_{ab,a}$	$h^*_{ab,a}$	u^*_d
r00j	44.18	56.95	27.14	63.08	25		m81o
r25j	47.38	49.13	44.53	66.31	42		o10y
r50j	57.76	35.24	58.41	68.22	59		o40y
r75j	69.81	19.13	74.52	76.94	76		o69y
j00g	87.06	-3.94	97.58	97.66	92		o98y
j25g	72.25	-26.89	74.73	79.42	110		y34l
j50g	60.82	-43.48	57.15	71.81	127		y69l
j75g	52.51	-54.15	38.27	66.31	145		l03c
g00b	55.08	-44.06	14.13	46.27	162		l23c
g25b	57.22	-35.64	-6.03	36.15	190		l55c
g50b	58.9	-29.03	-21.86	36.34	217		l87c
g75b	54.42	-15.48	-32.25	35.77	244		c20v
b00r	46.36	1.15	-37.88	37.9	272		c53v
b25r	33.76	27.14	-46.69	54.01	300		c87v
b50r	38.71	61.92	-37.78	72.54	329		v67m
b75r	45.08	64.27	-3.32	64.36	357		m33o

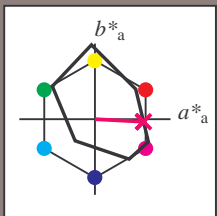


See for similar files: <http://www.ps.bam.de/Fe65/>; www.ps.bam.de/Fe.HTM
 Technical information: <http://www.ps.bam.de> Version 2.1, io=1,1, ColSpx=0

BAM registration: 20081001-Fe65/10L/L65e00NP.PDF/ .PS BAM material: code=rh4ta
 application for evaluation and measurement of printer or monitor systems

Input and output: Colorimetric Printer Reflective System FRS12_95a, L*=20_95 for relative CIELAB hue $h^* = lab^*h^* = h_{ab}^*/360 = 0.992$
 data for any colour:
 lab^*tch^* and lab^*icu^*

Hue texts:
 $u^*_e = b75r$ $u^*_d = m33o$
 contrast reduction factor:
 $c_R = 0.9$
 triangle lightness t^*



FRS12_95a; adapted (a) CIELAB data

	u^*_e	$L^*=L^*_a$	a^*_a	b^*_a	$C^*_{ab,a}$	$h^*_{ab,a}$
O _{Ma}	43.8	53.91	39.75	66.98	36	
Y _{Ma}	87.58	-4.65	98.29	98.4	93	
L _{Ma}	51.95	-56.34	43.53	71.2	142	
C _{Ma}	59.62	-26.2	-28.62	38.8	228	
V _{Ma}	25.01	45.2	-52.8	69.51	311	
M _{Ma}	45.88	70.67	-29.93	76.75	337	
N _{Ma}	20.0	0.0	0.0	0.0	0	
W _{Ma}	95.0	0.0	0.0	0.0	0	
R _{Ma}	39.92	58.74	27.99	65.07	25	
J _{Ma}	81.26	-2.89	71.56	71.62	92	
G _{Ma}	52.23	-42.42	13.6	44.55	162	
B _{Ma}	30.57	1.41	-46.47	46.49	272	

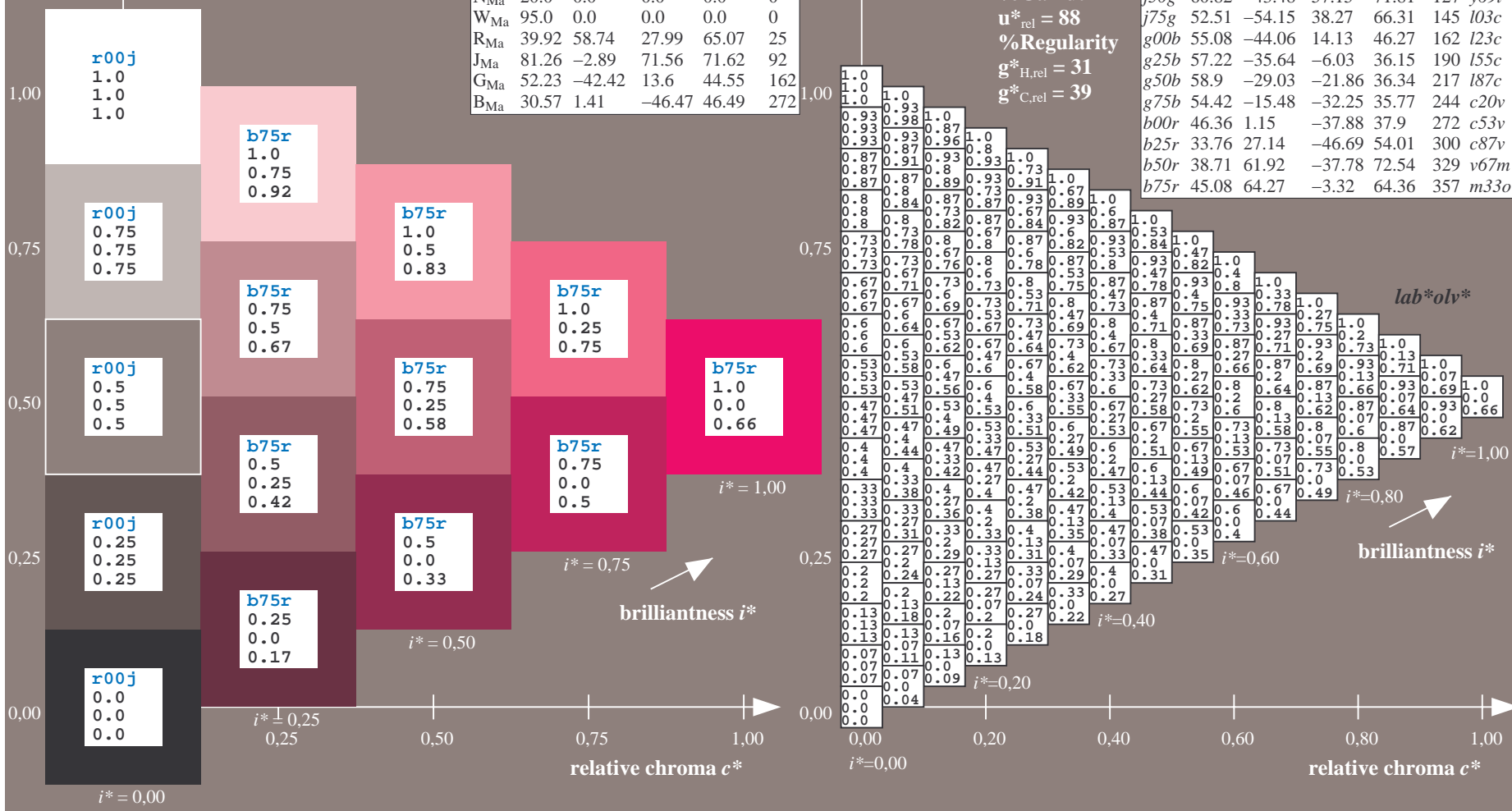
Data for maximum colour (Ma):

$LAB^*LAB^*_{Ma}$: 45 64 -3
 $LAB^*LCH^*_{Ma}$: 45 64 357
 $lab^*rgb^*_{Ma}$: 1.0 0.0 0.5
 $lab^*olv^*_{Ma}$: 1.0 0.0 0.66
 triangle lightness t^*

FRS12_95a; adapted (a) CIELAB data

	u^*_e	$L^*=L^*_a$	a^*_a	b^*_a	$C^*_{ab,a}$	$h^*_{ab,a}$	u^*_d
r00j	44.18	56.95	27.14	63.08	25	m81o	
r25j	47.38	49.13	44.53	66.31	42	o10y	
r50j	57.76	35.24	58.41	68.22	59	o40y	
r75j	69.81	19.13	74.52	76.94	76	o69y	
j00g	87.06	-3.94	97.58	97.66	92	o98y	
j25g	72.25	-26.89	74.73	79.42	110	y34l	
j50g	60.82	-43.48	57.15	71.81	127	y69l	
j75g	52.51	-54.15	38.27	66.31	145	l03c	
g00b	55.08	-44.06	14.13	46.27	162	l23c	
g25b	57.22	-35.64	-6.03	36.15	190	l55c	
g50b	58.9	-29.03	-21.86	36.34	217	l87c	
g75b	54.42	-15.48	-32.25	35.77	244	c20v	
b00r	46.36	1.15	-37.88	37.9	272	c53v	
b25r	33.76	27.14	-46.69	54.01	300	c87v	
b50r	38.71	61.92	-37.78	72.54	329	v67m	
b75r	45.08	64.27	-3.32	64.36	357	m33o	

%Gamut
 $u^*_{rel} = 88$
 %Regularity
 $g^*_{H,rel} = 31$
 $g^*_{C,rel} = 39$



N: No Output Linearization (OL) data in File (F), Startup (S) or Device (D)

See for similar files: <http://www.ps.bam.de/Fe65/>; www.ps.bam.de/Version 2.1, io=1,1, ColSpX=0
Technical information: <http://www.ps.bam.de>

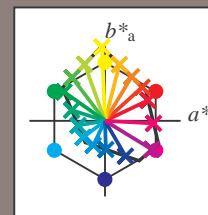
BAM registration: 20081001-Fe65/10L/L65e00NP.PDF/.PS BAM material: code=rh4ta
application for evaluation and measurement of printer or monitor systems

Table with 28 columns (A-T, a-t) and 28 rows (01-27). Each cell contains a numerical value representing color data for a specific hue and data table.

Input and output:
 Colorimetric Printer Reflective System FRS12_95a
 data for any colour:

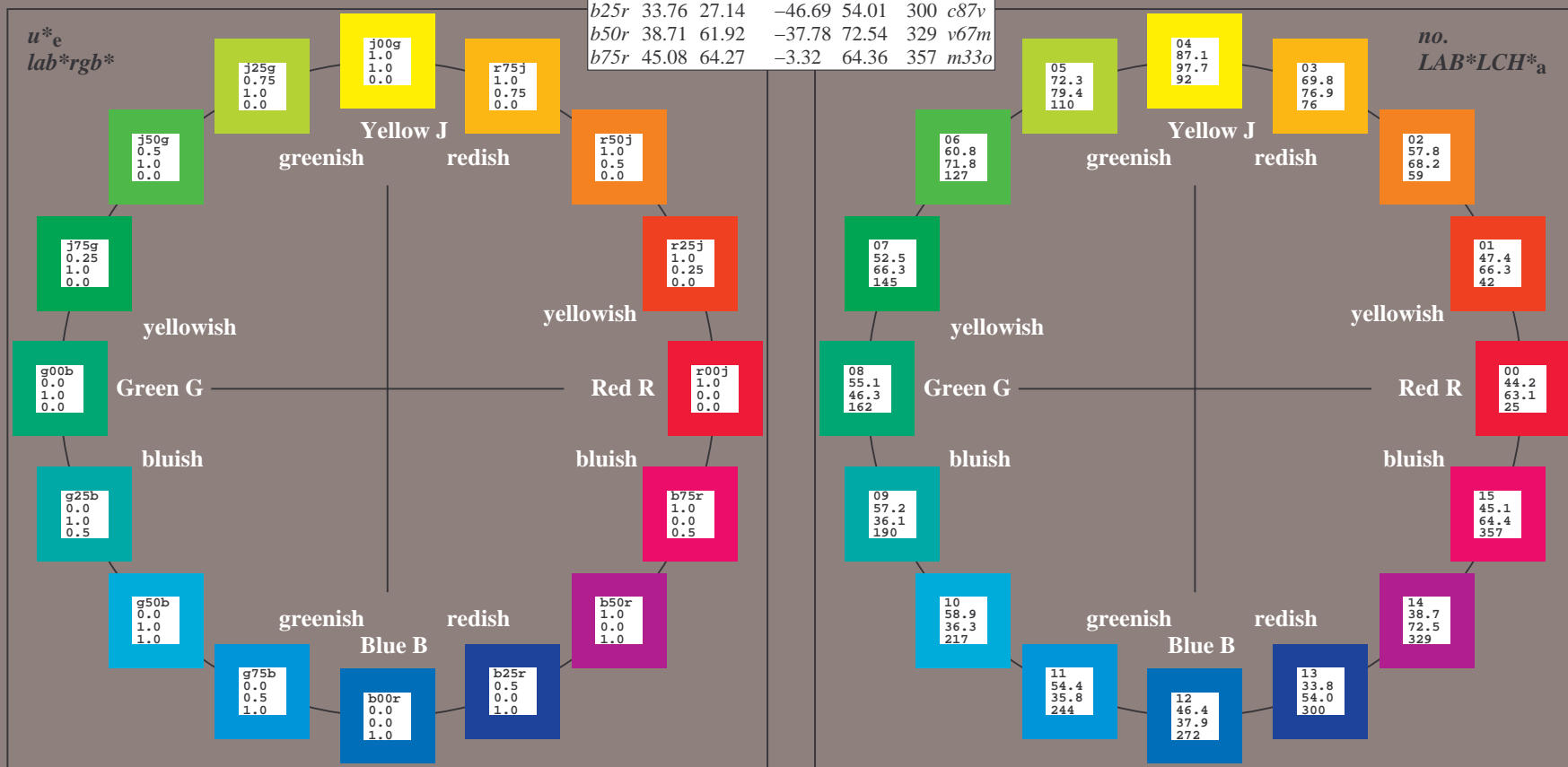
u^*_e and number *no.* = 00 .. 15
 elementary hue text:
 $u^*_e = 16$ hues *r00j, r25j, ..., b75r*
 contrast reduction factor:
 $c_R = 0.9$

FRS12_95a; adapted (a) CIELAB data						
u^*_e	$L^*=L^*_a$	a^*_a	b^*_a	$C^*_{ab,a}$	$h^*_{ab,a}$	u^*_d
r00j	44.18	56.95	27.14	63.08	25	m81o
r25j	47.38	49.13	44.53	66.31	42	o10y
r50j	57.76	35.24	58.41	68.22	59	o40y
r75j	69.81	19.13	74.52	76.94	76	o69y
j00g	87.06	-3.94	97.58	97.66	92	o98y
j25g	72.25	-26.89	74.73	79.42	110	y34l
j50g	60.82	-43.48	57.15	71.81	127	y69l
j75g	52.51	-54.15	38.27	66.31	145	l03c
g00b	55.08	-44.06	14.13	46.27	162	l23c
g25b	57.22	-35.64	-6.03	36.15	190	l55c
g50b	58.9	-29.03	-21.86	36.34	217	l87c
g75b	54.42	-15.48	-32.25	35.77	244	c20v
b00r	46.36	1.15	-37.88	37.9	272	c53v
b25r	33.76	27.14	-46.69	54.01	300	c87v
b50r	38.71	61.92	-37.78	72.54	329	v67m
b75r	45.08	64.27	-3.32	64.36	357	m33o



%Gamut
 $u^*_{rel} = 88$
 %Regularity
 $g^*_{H,rel} = 31$
 $g^*_{C,rel} = 39$

FRS12_95a; adapted (a) CIELAB data					
Name	$L^*=L^*_a$	a^*_a	b^*_a	$C^*_{ab,a}$	$h^*_{ab,a}$
OMa	43.8	53.91	39.75	66.98	36
YMa	87.58	-4.65	98.29	98.4	93
LMa	51.95	-56.34	43.53	71.2	142
CMa	59.62	-26.2	-28.62	38.8	228
VMa	25.01	45.2	-52.8	69.51	311
MMa	45.88	70.67	-29.93	76.75	337
NMa	20.0	0.0	0.0	0.0	0
WMa	95.0	0.0	0.0	0.0	0
RCIE	39.92	58.74	27.99	65.07	25
JCIE	81.26	-2.89	71.56	71.62	92
GCIE	52.23	-42.42	13.6	44.55	162
BCIE	30.57	1.41	-46.47	46.49	272

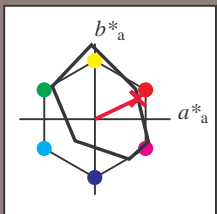


See for similar files: <http://www.ps.bam.de/Fe65/>; www.ps.bam.de/Fe.HTM
 Technical information: <http://www.ps.bam.de> Version 2.1, io=1,1, ColSpX=0

BAM registration: 20081001-Fe65/10L/L65e00NP.PDF/ .PS BAM material: code=rhadata
 application for evaluation and measurement of printer or monitor systems

Input and output: Colorimetric Printer Reflective System FRS12_95a, L*=20_95 for relative CIELAB hue $h^* = lab^*h^* = h_{ab}^*/360 = 0.071$
 data for any colour:
 lab^*tch^* and lab^*icu^*

Hue texts:
 $u^*_e = r00j$ $u^*_d = m81o$
 contrast reduction factor:
 $c_R = 0.9$
 triangle lightness t^*



FRS12_95a; adapted (a) CIELAB data

	u^*_e	$L^*=L^*_a$	a^*_a	b^*_a	$C^*_{ab,a}$	$h^*_{ab,a}$
O _{Ma}	43.8	53.91	39.75	66.98	36	
Y _{Ma}	87.58	-4.65	98.29	98.4	93	
L _{Ma}	51.95	-56.34	43.53	71.2	142	
C _{Ma}	59.62	-26.2	-28.62	38.8	228	
V _{Ma}	25.01	45.2	-52.8	69.51	311	
M _{Ma}	45.88	70.67	-29.93	76.75	337	
N _{Ma}	20.0	0.0	0.0	0.0	0	
W _{Ma}	95.0	0.0	0.0	0.0	0	
R _{Ma}	39.92	58.74	27.99	65.07	25	
J _{Ma}	81.26	-2.89	71.56	71.62	92	
G _{Ma}	52.23	-42.42	13.6	44.55	162	
B _{Ma}	30.57	1.41	-46.47	46.49	272	

Data for maximum colour (Ma):

$LAB^*LAB^*_{Ma}$: 44 57 27

$LAB^*LCH^*_{Ma}$: 44 63 25

$lab^*rgb^*_{Ma}$: 1.0 0.0 0.0

$lab^*olv^*_{Ma}$: 1.0 0.0 0.18

triangle lightness t^*

%Gamut

$u^*_{rel} = 88$

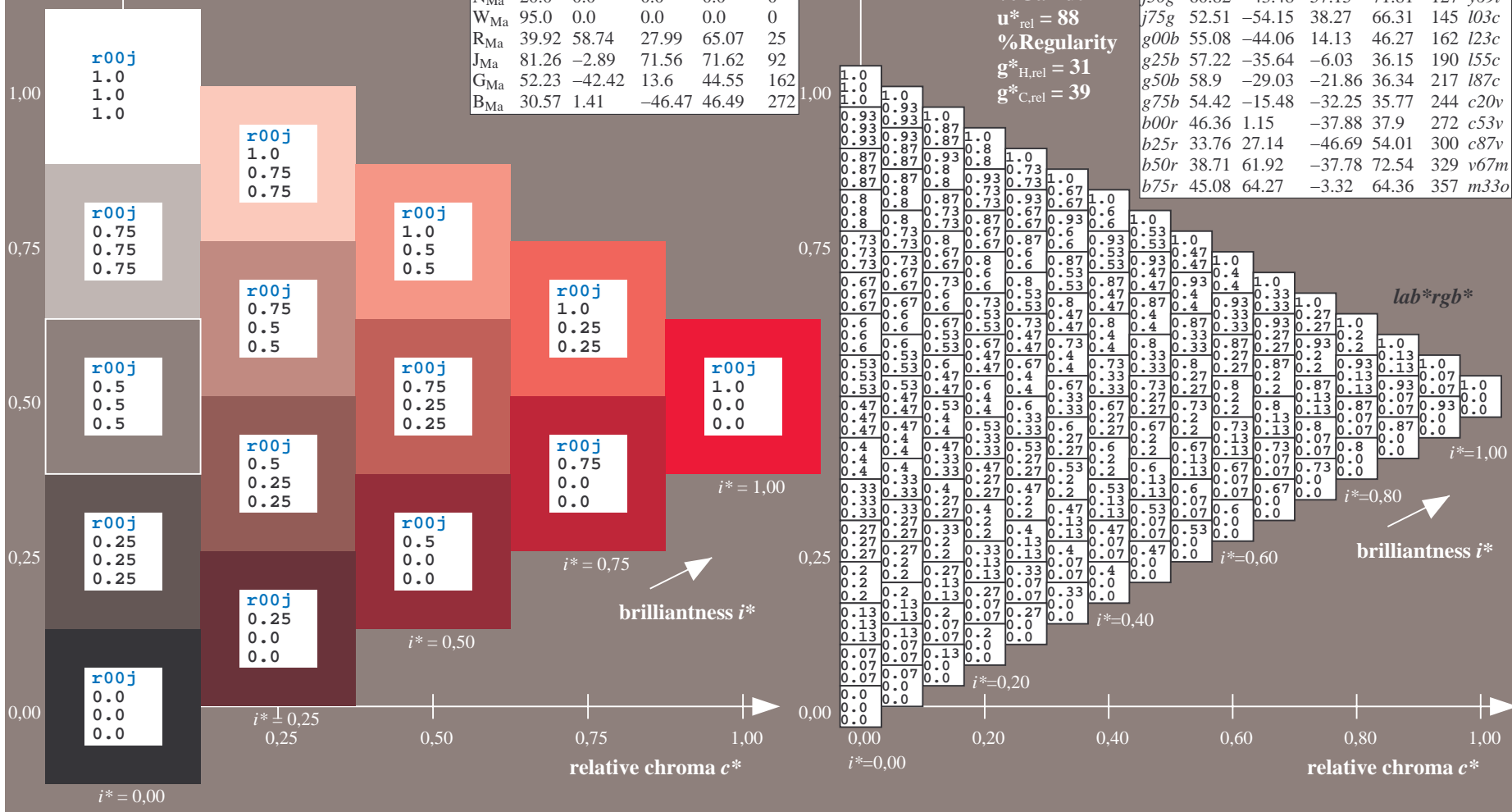
%Regularity

$g^*_{H,rel} = 31$

$g^*_{C,rel} = 39$

FRS12_95a; adapted (a) CIELAB data

	u^*_e	$L^*=L^*_a$	a^*_a	b^*_a	$C^*_{ab,a}$	$h^*_{ab,a}$	u^*_d
r00j	44.18	56.95	27.14	63.08	25	m81o	
r25j	47.38	49.13	44.53	66.31	42	o10y	
r50j	57.76	35.24	58.41	68.22	59	o40y	
r75j	69.81	19.13	74.52	76.94	76	o69y	
j00g	87.06	-3.94	97.58	97.66	92	o98y	
j25g	72.25	-26.89	74.73	79.42	110	y34l	
j50g	60.82	-43.48	57.15	71.81	127	y69l	
j75g	52.51	-54.15	38.27	66.31	145	l03c	
g00b	55.08	-44.06	14.13	46.27	162	l23c	
g25b	57.22	-35.64	-6.03	36.15	190	l55c	
g50b	58.9	-29.03	-21.86	36.34	217	l87c	
g75b	54.42	-15.48	-32.25	35.77	244	c20v	
b00r	46.36	1.15	-37.88	37.9	272	c53v	
b25r	33.76	27.14	-46.69	54.01	300	c87v	
b50r	38.71	61.92	-37.78	72.54	329	v67m	
b75r	45.08	64.27	-3.32	64.36	357	m33o	

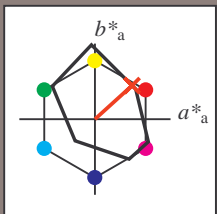


See for similar files: <http://www.ps.bam.de/Fe65/>; www.ps.bam.de/Fe65/
 Technical information: <http://www.ps.bam.de> Version 2.1, io=1,1, ColSpx=0

BAM registration: 20081001-Fe65/10L/L65e00NP.PDF/ .PS BAM material: code=rhadata
 application for evaluation and measurement of printer or monitor systems

Input and output: Colorimetric Printer Reflective System FRS12_95a, L*=20_95 for relative CIELAB hue $h^* = lab^*h^* = h_{ab}^*/360 = 0.117$
 data for any colour:
 lab^*tch^* and lab^*icu^*

Hue texts:
 $u^*_e = r25j$ $u^*_d = o10y$
 contrast reduction factor:
 $c_R = 0.9$
 triangle lightness t^*



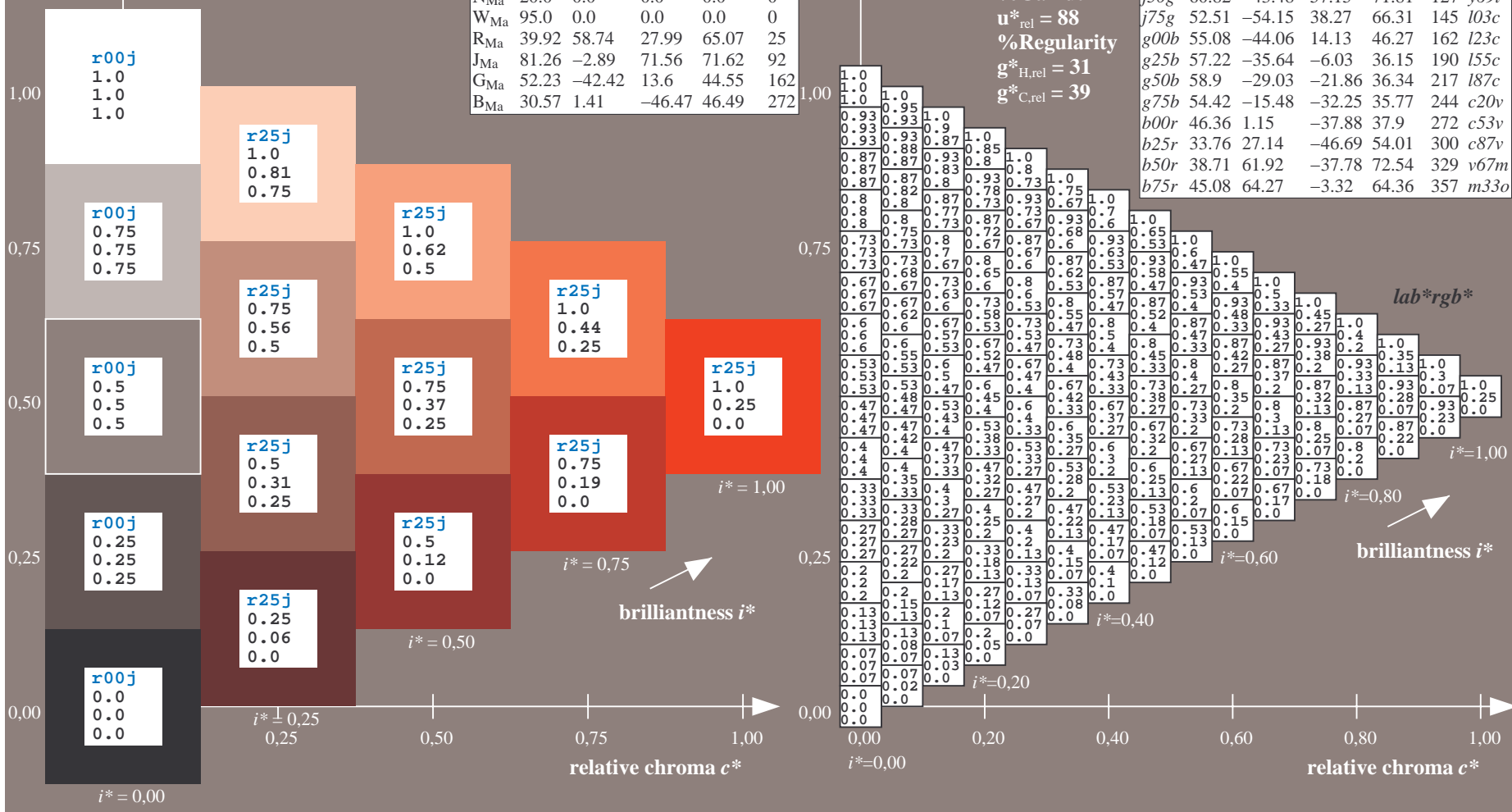
FRS12_95a; adapted (a) CIELAB data						
	u^*_e	$L^*=L^*_a$	a^*_a	b^*_a	$C^*_{ab,a}$	$h^*_{ab,a}$
O _{Ma}	43.8	53.91	39.75	66.98	36	
Y _{Ma}	87.58	-4.65	98.29	98.4	93	
L _{Ma}	51.95	-56.34	43.53	71.2	142	
C _{Ma}	59.62	-26.2	-28.62	38.8	228	
V _{Ma}	25.01	45.2	-52.8	69.51	311	
M _{Ma}	45.88	70.67	-29.93	76.75	337	
N _{Ma}	20.0	0.0	0.0	0.0	0	
W _{Ma}	95.0	0.0	0.0	0.0	0	
R _{Ma}	39.92	58.74	27.99	65.07	25	
J _{Ma}	81.26	-2.89	71.56	71.62	92	
G _{Ma}	52.23	-42.42	13.6	44.55	162	
B _{Ma}	30.57	1.41	-46.47	46.49	272	

Data for maximum colour (Ma):

$LAB^*LAB^*_{Ma}$: 47 49 45
 $LAB^*LCH^*_{Ma}$: 47 66 42
 $lab^*rgb^*_{Ma}$: 1.0 0.25 0.0
 $lab^*olv^*_{Ma}$: 1.0 0.1 0.0

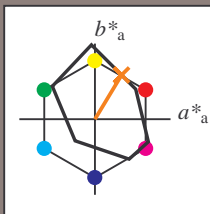
FRS12_95a; adapted (a) CIELAB data							
	u^*_e	$L^*=L^*_a$	a^*_a	b^*_a	$C^*_{ab,a}$	$h^*_{ab,a}$	u^*_d
r00j	44.18	56.95	27.14	63.08	25	m81o	
r25j	47.38	49.13	44.53	66.31	42	o10y	
r50j	57.76	35.24	58.41	68.22	59	o40y	
r75j	69.81	19.13	74.52	76.94	76	o69y	
j00g	87.06	-3.94	97.58	97.66	92	o98y	
j25g	72.25	-26.89	74.73	79.42	110	y34l	
j50g	60.82	-43.48	57.15	71.81	127	y69l	
j75g	52.51	-54.15	38.27	66.31	145	l03c	
g00b	55.08	-44.06	14.13	46.27	162	l23c	
g25b	57.22	-35.64	-6.03	36.15	190	l55c	
g50b	58.9	-29.03	-21.86	36.34	217	l87c	
g75b	54.42	-15.48	-32.25	35.77	244	c20v	
b00r	46.36	1.15	-37.88	37.9	272	c53v	
b25r	33.76	27.14	-46.69	54.01	300	c87v	
b50r	38.71	61.92	-37.78	72.54	329	v67m	
b75r	45.08	64.27	-3.32	64.36	357	m33o	

triangle lightness t^*
 %Gamut
 $u^*_{rel} = 88$
 %Regularity
 $g^*_{H,rel} = 31$
 $g^*_{C,rel} = 39$



Input and output: Colorimetric Printer Reflective System FRS12_95a, L*=20_95 for relative CIELAB hue $h^* = lab^*h^* = h^*_{ab}/360 = 0.164$
 data for any colour:
 lab^*tch^* and lab^*icu^*

Hue texts:
 $u^*_e = r50j$ $u^*_d = o40y$
 contrast reduction factor:
 $c_R = 0.9$
 triangle lightness t^*



FRS12_95a; adapted (a) CIELAB data

	u^*_e	$L^*=L^*_a$	a^*_a	b^*_a	$C^*_{ab,a}$	$h^*_{ab,a}$
O _{Ma}	43.8	53.91	39.75	66.98	36	
Y _{Ma}	87.58	-4.65	98.29	98.4	93	
L _{Ma}	51.95	-56.34	43.53	71.2	142	
C _{Ma}	59.62	-26.2	-28.62	38.8	228	
V _{Ma}	25.01	45.2	-52.8	69.51	311	
M _{Ma}	45.88	70.67	-29.93	76.75	337	
N _{Ma}	20.0	0.0	0.0	0.0	0	
W _{Ma}	95.0	0.0	0.0	0.0	0	
R _{Ma}	39.92	58.74	27.99	65.07	25	
J _{Ma}	81.26	-2.89	71.56	71.62	92	
G _{Ma}	52.23	-42.42	13.6	44.55	162	
B _{Ma}	30.57	1.41	-46.47	46.49	272	

Data for maximum colour (Ma):

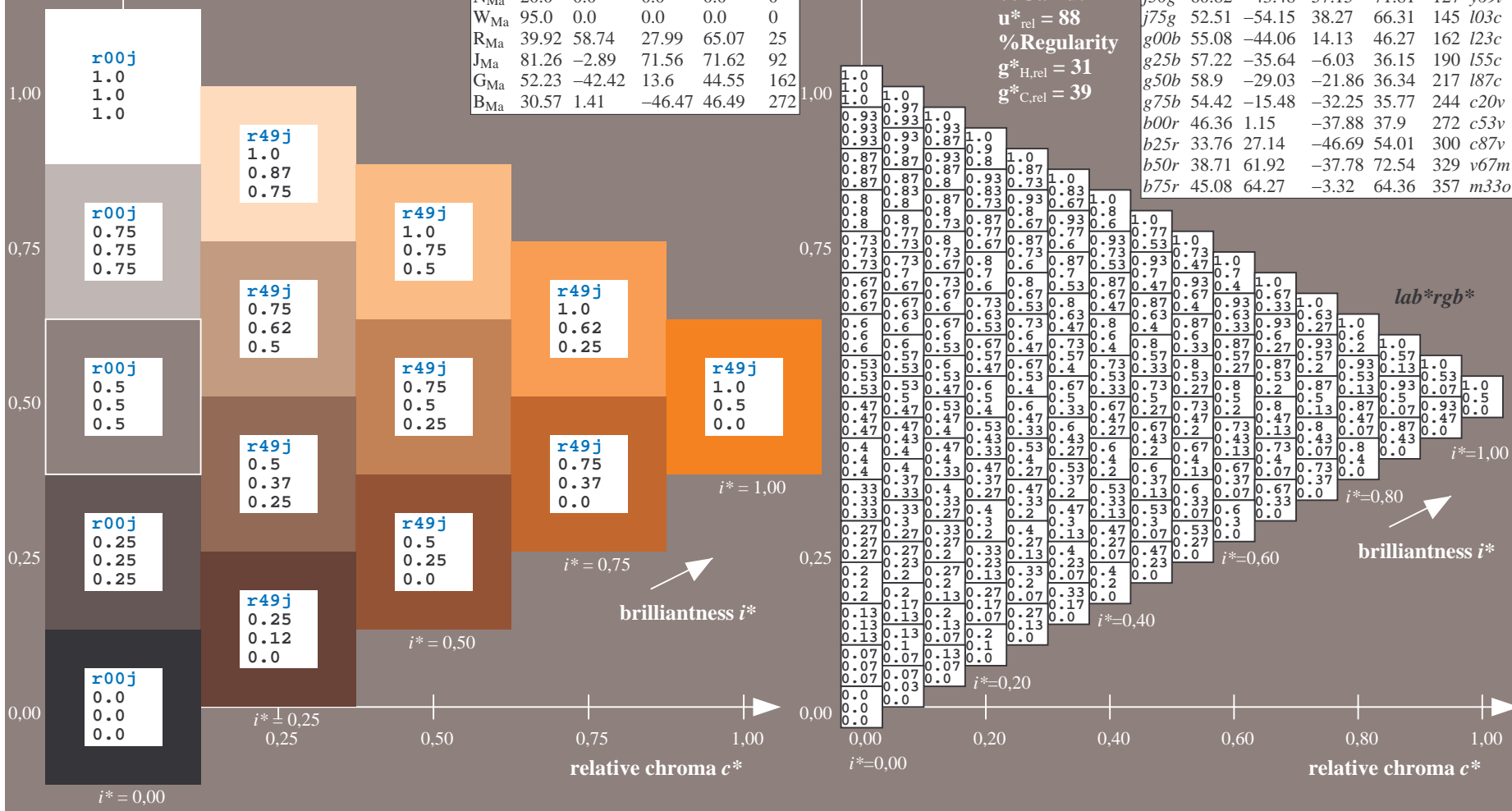
$LAB^*LAB^*_{Ma}$: 58 35 58
 $LAB^*LCH^*_{Ma}$: 58 68 58
 $lab^*rgb^*_{Ma}$: 1.0 0.5 0.0
 $lab^*olv^*_{Ma}$: 1.0 0.4 0.0

triangle lightness t^*

%Gamut
 $u^*_{rel} = 88$
 %Regularity
 $g^*_{H,rel} = 31$
 $g^*_{C,rel} = 39$

FRS12_95a; adapted (a) CIELAB data

	u^*_e	$L^*=L^*_a$	a^*_a	b^*_a	$C^*_{ab,a}$	$h^*_{ab,a}$	u^*_d
r00j	44.18	56.95	27.14	63.08	25	m81o	
r25j	47.38	49.13	44.53	66.31	42	o10y	
r50j	57.76	35.24	58.41	68.22	59	o40y	
r75j	69.81	19.13	74.52	76.94	76	o69y	
j00g	87.06	-3.94	97.58	97.66	92	o98y	
j25g	72.25	-26.89	74.73	79.42	110	y34l	
j50g	60.82	-43.48	57.15	71.81	127	y69l	
j75g	52.51	-54.15	38.27	66.31	145	l03c	
g00b	55.08	-44.06	14.13	46.27	162	l23c	
g25b	57.22	-35.64	-6.03	36.15	190	l55c	
g50b	58.9	-29.03	-21.86	36.34	217	l87c	
g75b	54.42	-15.48	-32.25	35.77	244	c20v	
b00r	46.36	1.15	-37.88	37.9	272	c53v	
b25r	33.76	27.14	-46.69	54.01	300	c87v	
b50r	38.71	61.92	-37.78	72.54	329	v67m	
b75r	45.08	64.27	-3.32	64.36	357	m33o	

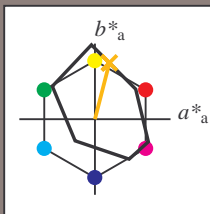


See for similar files: <http://www.ps.bam.de/Fe65/>; www.ps.bam.de/Version 2.1, io=1,1, ColSpx=0
 Technical information: <http://www.ps.bam.de>

BAM registration: 20081001-Fe65/10L/L65e00NP.PDF/ .PS
 application for evaluation and measurement of printer or monitor systems
 BAM material: code=rhadata

Input and output: Colorimetric Printer Reflective System FRS12_95a, L*=20_95 for relative CIELAB hue $h^* = lab^*h^* = h_{ab}^*/360 = 0.21$
 data for any colour:
 lab^*tch^* and lab^*icu^*

Hue texts:
 $u^*_e = r75j$ $u^*_d = o69y$
 contrast reduction factor:
 $c_R = 0.9$
 triangle lightness t^*



FRS12_95a; adapted (a) CIELAB data

	u^*_e	$L^*=L^*_a$	a^*_a	b^*_a	$C^*_{ab,a}$	$h^*_{ab,a}$
O _{Ma}	43.8	53.91	39.75	66.98	36	
Y _{Ma}	87.58	-4.65	98.29	98.4	93	
L _{Ma}	51.95	-56.34	43.53	71.2	142	
C _{Ma}	59.62	-26.2	-28.62	38.8	228	
V _{Ma}	25.01	45.2	-52.8	69.51	311	
M _{Ma}	45.88	70.67	-29.93	76.75	337	
N _{Ma}	20.0	0.0	0.0	0.0	0	
W _{Ma}	95.0	0.0	0.0	0.0	0	
R _{Ma}	39.92	58.74	27.99	65.07	25	
J _{Ma}	81.26	-2.89	71.56	71.62	92	
G _{Ma}	52.23	-42.42	13.6	44.55	162	
B _{Ma}	30.57	1.41	-46.47	46.49	272	

Data for maximum colour (Ma):

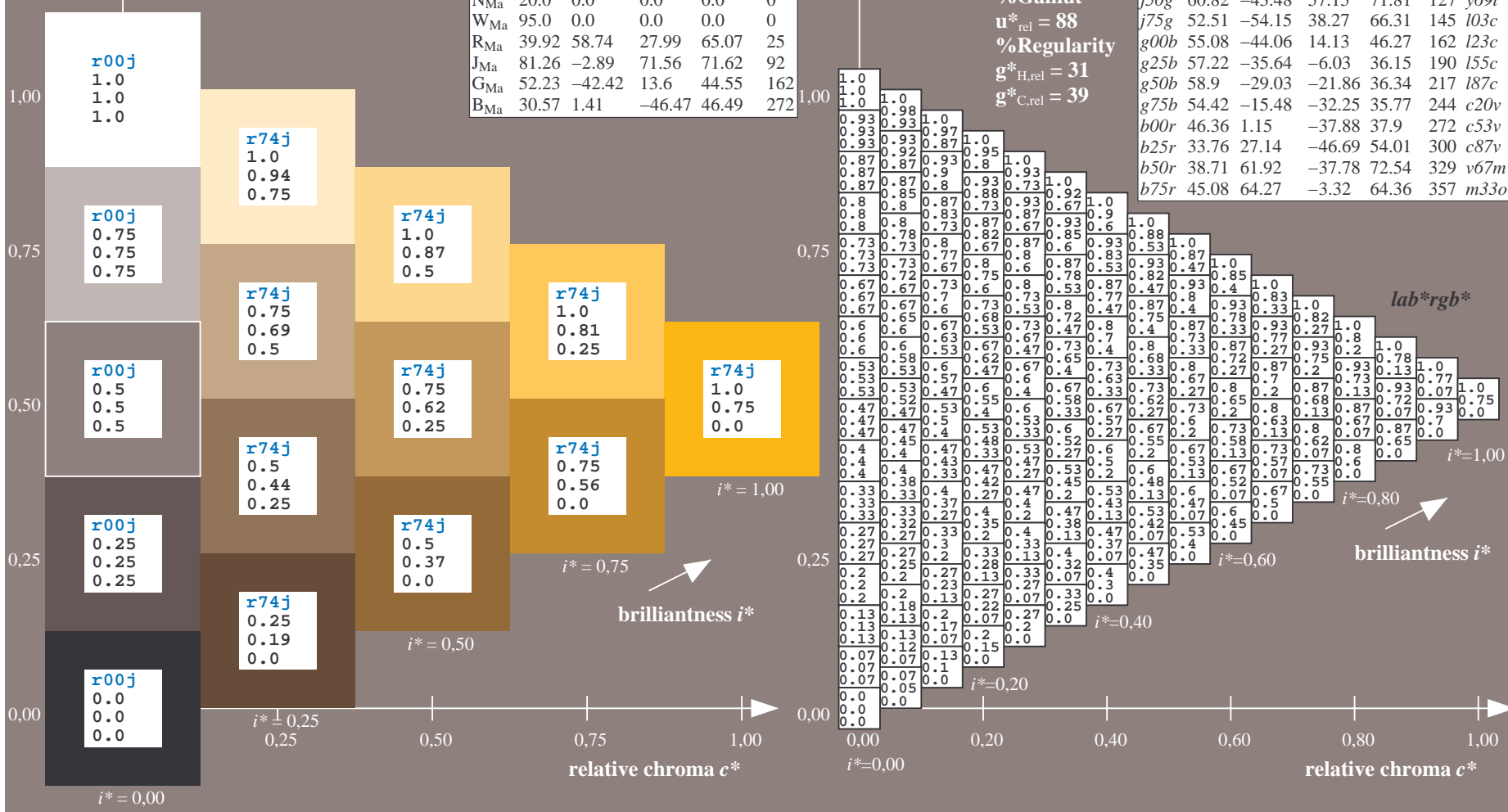
$LAB^*LAB^*_{Ma}$: 70 19 75
 $LAB^*LCH^*_{Ma}$: 70 77 75
 $lab^*rgb^*_{Ma}$: 1.0 0.75 0.0
 $lab^*olv^*_{Ma}$: 1.0 0.7 0.0

FRS12_95a; adapted (a) CIELAB data

	u^*_e	$L^*=L^*_a$	a^*_a	b^*_a	$C^*_{ab,a}$	$h^*_{ab,a}$	u^*_d
r00j	44.18	56.95	27.14	63.08	25	m81o	
r25j	47.38	49.13	44.53	66.31	42	o10y	
r50j	57.76	35.24	58.41	68.22	59	o40y	
r75j	69.81	19.13	74.52	76.94	76	o69y	
j00g	87.06	-3.94	97.58	97.66	92	o98y	
j25g	72.25	-26.89	74.73	79.42	110	y34l	
j50g	60.82	-43.48	57.15	71.81	127	y69l	
j75g	52.51	-54.15	38.27	66.31	145	l03c	
g00b	55.08	-44.06	14.13	46.27	162	l23c	
g25b	57.22	-35.64	-6.03	36.15	190	l55c	
g50b	58.9	-29.03	-21.86	36.34	217	l87c	
g75b	54.42	-15.48	-32.25	35.77	244	c20v	
b00r	46.36	1.15	-37.88	37.9	272	c53v	
b25r	33.76	27.14	-46.69	54.01	300	c87v	
b50r	38.71	61.92	-37.78	72.54	329	v67m	
b75r	45.08	64.27	-3.32	64.36	357	m33o	

triangle lightness t^*

%Gamut
 $u^*_{rel} = 88$
 %Regularity
 $g^*_{H,rel} = 31$
 $g^*_{C,rel} = 39$

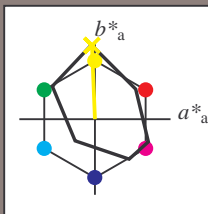


See for similar files: <http://www.ps.bam.de/Fe65/>; www.ps.bam.de/Fe.HTM
 Technical information: <http://www.ps.bam.de> Version 2.1, io=1,1, ColSpx=0

BAM registration: 20081001-Fe65/10L/L65e00NP.PDF/ .PS BAM material: code=rhadata
 application for evaluation and measurement of printer or monitor systems

Input and output: Colorimetric Printer Reflective System FRS12_95a, L*=20_95 for relative CIELAB hue $h^* = lab^*h^* = h_{ab}^*/360 = 0.256$
 data for any colour:
 lab^*tch^* and lab^*icu^*

Hue texts:
 $u^*_e = j00g$ $u^*_d = o98y$
 contrast reduction factor:
 $c_R = 0.9$
 triangle lightness t^*



FRS12_95a; adapted (a) CIELAB data						
	u^*_e	$L^*=L^*_a$	a^*_a	b^*_a	$C^*_{ab,a}$	$h^*_{ab,a}$
O _{Ma}	43.8	53.91	39.75	66.98	36	
Y _{Ma}	87.58	-4.65	98.29	98.4	93	
L _{Ma}	51.95	-56.34	43.53	71.2	142	
C _{Ma}	59.62	-26.2	-28.62	38.8	228	
V _{Ma}	25.01	45.2	-52.8	69.51	311	
M _{Ma}	45.88	70.67	-29.93	76.75	337	
N _{Ma}	20.0	0.0	0.0	0.0	0	
W _{Ma}	95.0	0.0	0.0	0.0	0	
R _{Ma}	39.92	58.74	27.99	65.07	25	
J _{Ma}	81.26	-2.89	71.56	71.62	92	
G _{Ma}	52.23	-42.42	13.6	44.55	162	
B _{Ma}	30.57	1.41	-46.47	46.49	272	

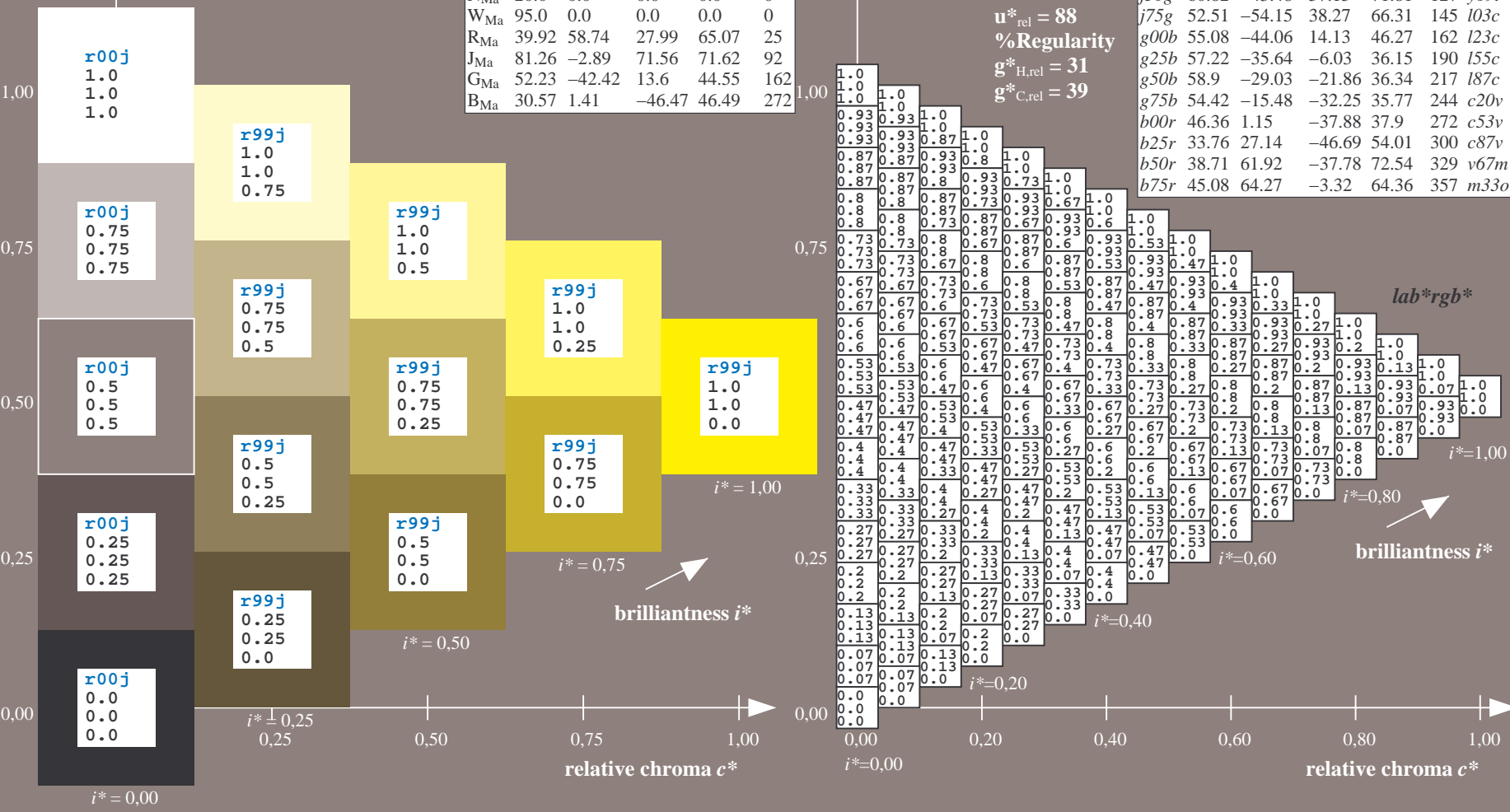
Data for maximum colour (Ma):

$LAB^*LAB^*_{Ma}$: 87 -4 98
 $LAB^*LCH^*_{Ma}$: 87 98 92
 $lab^*rgb^*_{Ma}$: 1.0 1.0 0.0
 $lab^*olv^*_{Ma}$: 1.0 0.99 0.0

triangle lightness t^*

%Gamut
 $u^*_{rel} = 88$
 %Regularity
 $g^*_{H,rel} = 31$
 $g^*_{C,rel} = 39$

FRS12_95a; adapted (a) CIELAB data							
	u^*_e	$L^*=L^*_a$	a^*_a	b^*_a	$C^*_{ab,a}$	$h^*_{ab,a}$	u^*_d
r00j	44.18	56.95	27.14	63.08	25	m81o	
r25j	47.38	49.13	44.53	66.31	42	o10y	
r50j	57.76	35.24	58.41	68.22	59	o40y	
r75j	69.81	19.13	74.52	76.94	76	o69y	
j00g	87.06	-3.94	97.58	97.66	92	o98y	
j25g	72.25	-26.89	74.73	79.42	110	y34l	
j50g	60.82	-43.48	57.15	71.81	127	y69l	
j75g	52.51	-54.15	38.27	66.31	145	l03c	
g00b	55.08	-44.06	14.13	46.27	162	l23c	
g25b	57.22	-35.64	-6.03	36.15	190	l55c	
g50b	58.9	-29.03	-21.86	36.34	217	l87c	
g75b	54.42	-15.48	-32.25	35.77	244	c20v	
b00r	46.36	1.15	-37.88	37.9	272	c53v	
b25r	33.76	27.14	-46.69	54.01	300	c87v	
b50r	38.71	61.92	-37.78	72.54	329	v67m	
b75r	45.08	64.27	-3.32	64.36	357	m33o	

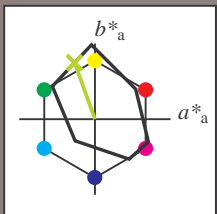


See for similar files: <http://www.ps.bam.de/Fe65/>; <http://www.ps.bam.de/Version 2.1, io=1,1, ColSpx=0>

BAM registration: 20081001-Fe65/10L/L65e00NP.PDF/ .PS BAM material: code=rhadata
 application for evaluation and measurement of printer or monitor systems

Input and output: Colorimetric Printer Reflective System FRS12_95a, L*=20_95 for relative CIELAB hue $h^* = lab^*h^* = h_{ab}^*/360 = 0.305$
 data for any colour:
 lab^*tch^* and lab^*icu^*

Hue texts:
 $u^*_e = j25g$ $u^*_d = y34l$
 contrast reduction factor:
 $c_R = 0.9$
 triangle lightness t^*



FRS12_95a; adapted (a) CIELAB data

	u^*_e	$L^*=L^*_a$	a^*_a	b^*_a	$C^*_{ab,a}$	$h^*_{ab,a}$
O _{Ma}	43.8	53.91	39.75	66.98	36	
Y _{Ma}	87.58	-4.65	98.29	98.4	93	
L _{Ma}	51.95	-56.34	43.53	71.2	142	
C _{Ma}	59.62	-26.2	-28.62	38.8	228	
V _{Ma}	25.01	45.2	-52.8	69.51	311	
M _{Ma}	45.88	70.67	-29.93	76.75	337	
N _{Ma}	20.0	0.0	0.0	0.0	0	
W _{Ma}	95.0	0.0	0.0	0.0	0	
R _{Ma}	39.92	58.74	27.99	65.07	25	
J _{Ma}	81.26	-2.89	71.56	71.62	92	
G _{Ma}	52.23	-42.42	13.6	44.55	162	
B _{Ma}	30.57	1.41	-46.47	46.49	272	

Data for maximum colour (Ma):

$LAB^*LAB^*_{Ma}: 72 -27 75$

$LAB^*LCH^*_{Ma}: 72 79 109$

$lab^*rgb^*_{Ma}: 0.75 1.0 0.0$

$lab^*olv^*_{Ma}: 0.66 1.0 0.0$

triangle lightness t^*

%Gamut

$u^*_{rel} = 88$

%Regularity

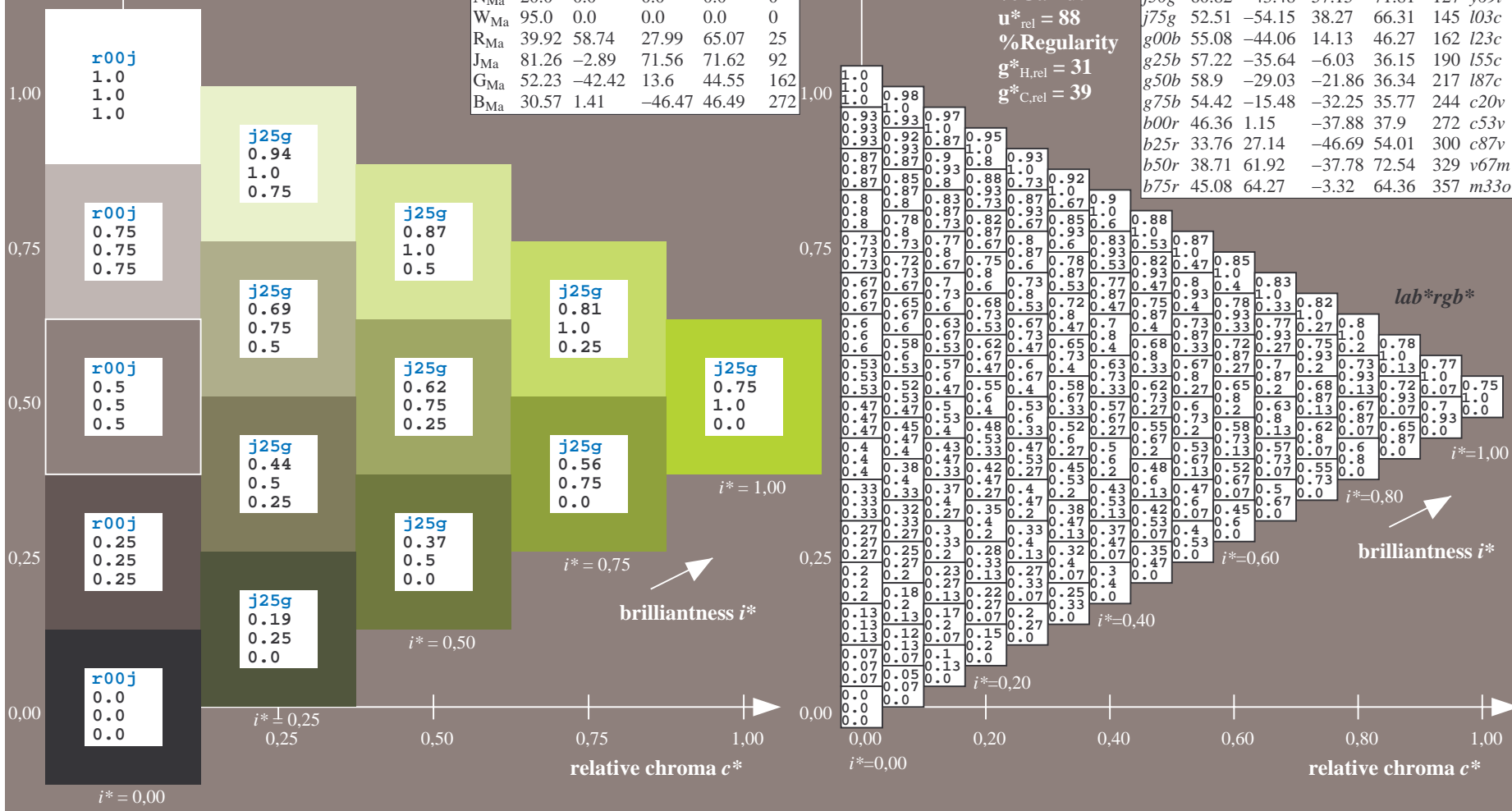
$g^*_{H,rel} = 31$

$g^*_{C,rel} = 39$

$u^*_e = j25g$
 lab^*rgb^*

FRS12_95a; adapted (a) CIELAB data

	u^*_e	$L^*=L^*_a$	a^*_a	b^*_a	$C^*_{ab,a}$	$h^*_{ab,a}$	u^*_d
r00j	44.18	56.95	27.14	63.08	25	m81o	
r25j	47.38	49.13	44.53	66.31	42	o10y	
r50j	57.76	35.24	58.41	68.22	59	o40y	
r75j	69.81	19.13	74.52	76.94	76	o69y	
j00g	87.06	-3.94	97.58	97.66	92	o98y	
j25g	72.25	-26.89	74.73	79.42	110	y34l	
j50g	60.82	-43.48	57.15	71.81	127	y69l	
j75g	52.51	-54.15	38.27	66.31	145	l03c	
g00b	55.08	-44.06	14.13	46.27	162	l23c	
g25b	57.22	-35.64	-6.03	36.15	190	l55c	
g50b	58.9	-29.03	-21.86	36.34	217	l87c	
g75b	54.42	-15.48	-32.25	35.77	244	c20c	
b00r	46.36	1.15	-37.88	37.9	272	c53v	
b25r	33.76	27.14	-46.69	54.01	300	c87v	
b50r	38.71	61.92	-37.78	72.54	329	v67m	
b75r	45.08	64.27	-3.32	64.36	357	m33o	

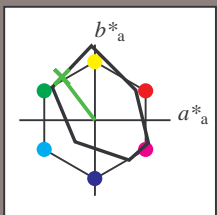


See for similar files: <http://www.ps.bam.de/Fe65/>; www.ps.bam.de/Fe.HTM
 Technical information: <http://www.ps.bam.de> Version 2.1, io=1,1, ColSpX=0

BAM registration: 20081001-Fe65/10L/L65e00NP.PDF/ .PS BAM material: code=rhadata
 application for evaluation and measurement of printer or monitor systems

Input and output: Colorimetric Printer Reflective System FRS12_95a, L*=20_95 for relative CIELAB hue $h^* = lab^*h^* = h_{ab}^*/360 = 0.354$

data for any colour:
 lab^*tch^* and lab^*icu^*
 Hue texts:
 $u^*_e = j50g$ $u^*_d = y69l$
 contrast reduction factor:
 $c_R = 0.9$
 triangle lightness t^*



FRS12_95a; adapted (a) CIELAB data

	u^*_e	$L^*=L^*_a$	a^*_a	b^*_a	$C^*_{ab,a}$	$h^*_{ab,a}$
O _{Ma}	43.8	53.91	39.75	66.98	36	
Y _{Ma}	87.58	-4.65	98.29	98.4	93	
L _{Ma}	51.95	-56.34	43.53	71.2	142	
C _{Ma}	59.62	-26.2	-28.62	38.8	228	
V _{Ma}	25.01	45.2	-52.8	69.51	311	
M _{Ma}	45.88	70.67	-29.93	76.75	337	
N _{Ma}	20.0	0.0	0.0	0.0	0	
W _{Ma}	95.0	0.0	0.0	0.0	0	
R _{Ma}	39.92	58.74	27.99	65.07	25	
J _{Ma}	81.26	-2.89	71.56	71.62	92	
G _{Ma}	52.23	-42.42	13.6	44.55	162	
B _{Ma}	30.57	1.41	-46.47	46.49	272	

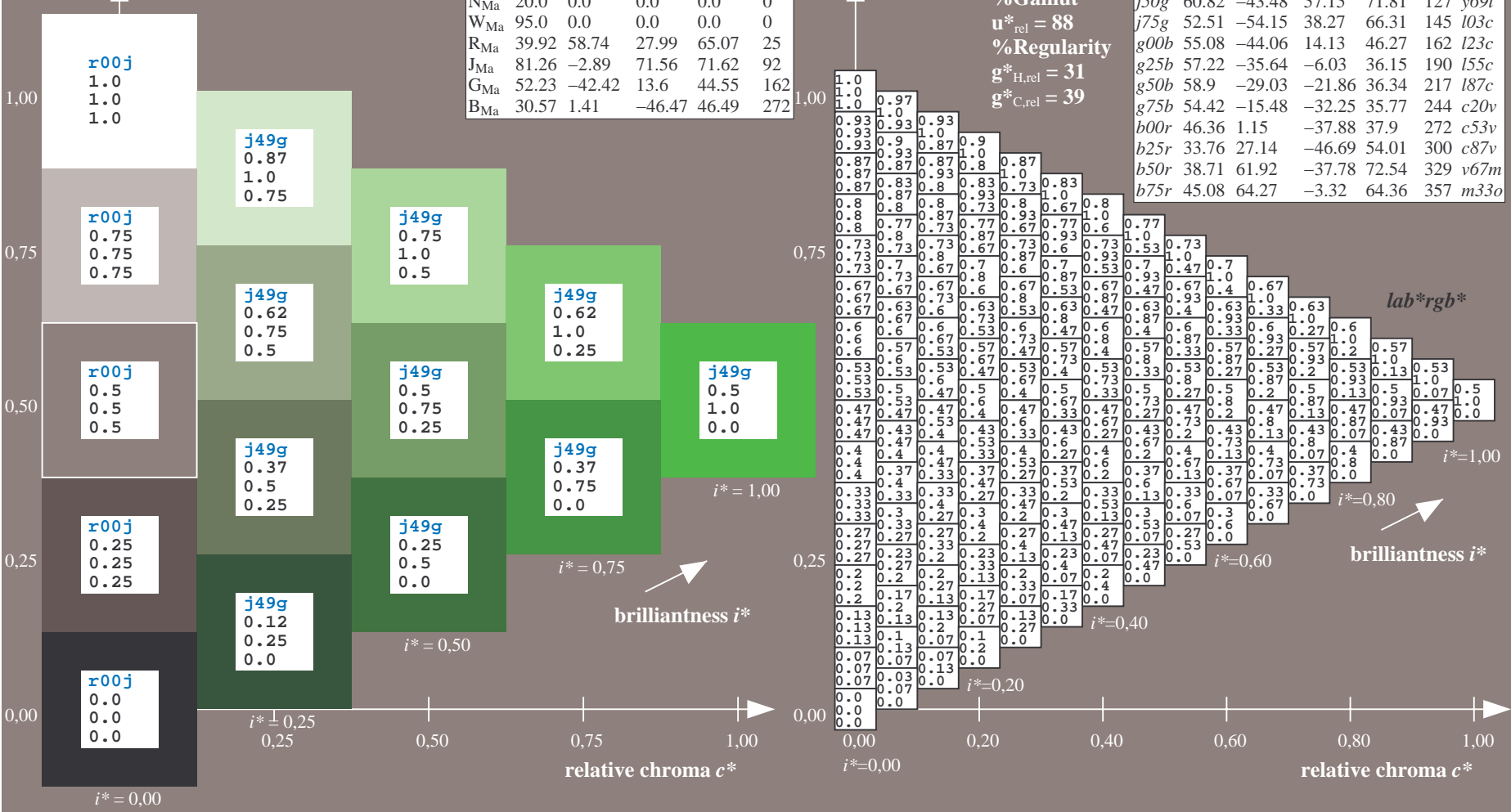
Data for maximum colour (Ma):

$LAB^*LAB^*_{Ma}$: 61 -43 57
 $LAB^*LCH^*_{Ma}$: 61 72 127
 $lab^*rgb^*_{Ma}$: 0.5 1.0 0.0
 $lab^*olv^*_{Ma}$: 0.3 1.0 0.0
 triangle lightness t^*

FRS12_95a; adapted (a) CIELAB data

	u^*_e	$L^*=L^*_a$	a^*_a	b^*_a	$C^*_{ab,a}$	$h^*_{ab,a}$	u^*_d
r00j	44.18	56.95	27.14	63.08	25	m81o	
r25j	47.38	49.13	44.53	66.31	42	o10y	
r50j	57.76	35.24	58.41	68.22	59	o40y	
r75j	69.81	19.13	74.52	76.94	76	o69y	
j00g	87.06	-3.94	97.58	97.66	92	o98y	
j25g	72.25	-26.89	74.73	79.42	110	y34l	
j50g	60.82	-43.48	57.15	71.81	127	y69l	
j75g	52.51	-54.15	38.27	66.31	145	l03c	
g00b	55.08	-44.06	14.13	46.27	162	l23c	
g25b	57.22	-35.64	-6.03	36.15	190	l55c	
g50b	58.9	-29.03	-21.86	36.34	217	l87c	
g75b	54.42	-15.48	-32.25	35.77	244	c20c	
b00r	46.36	1.15	-37.88	37.9	272	c53v	
b25r	33.76	27.14	-46.69	54.01	300	c87v	
b50r	38.71	61.92	-37.78	72.54	329	v67m	
b75r	45.08	64.27	-3.32	64.36	357	m33o	

%Gamut
 $u^*_{rel} = 88$
 %Regularity
 $g^*_{H,rel} = 31$
 $g^*_{C,rel} = 39$

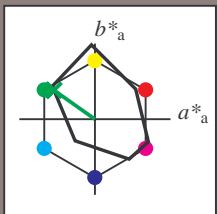


See for similar files: <http://www.ps.bam.de/Fe65/>; www.ps.bam.de/Version 2.1, io=1, ColSpx=0
 Technical information: <http://www.ps.bam.de>

BAM registration: 20081001-Fe65/10L/L65e00NP.PDF/ .PS
 application for evaluation and measurement of printer or monitor systems
 BAM material: code=rh4ta

Input and output: Colorimetric Printer Reflective System FRS12_95a, L*=20_95 for relative CIELAB hue $h^* = lab^*h^* = h^*_{ab}/360 = 0.402$
 data for any colour:

lab^*tch^* and lab^*icu^*
 Hue texts:
 $u^*_e = j75g$ $u^*_d = i03c$
 contrast reduction factor:
 $c_R = 0.9$
 triangle lightness t^*



FRS12_95a; adapted (a) CIELAB data

	u^*_e	$L^*=L^*_a$	a^*_a	b^*_a	$C^*_{ab,a}$	$h^*_{ab,a}$
O _{Ma}	43.8	53.91	39.75	66.98	36	
Y _{Ma}	87.58	-4.65	98.29	98.4	93	
L _{Ma}	51.95	-56.34	43.53	71.2	142	
C _{Ma}	59.62	-26.2	-28.62	38.8	228	
V _{Ma}	25.01	45.2	-52.8	69.51	311	
M _{Ma}	45.88	70.67	-29.93	76.75	337	
N _{Ma}	20.0	0.0	0.0	0.0	0	
W _{Ma}	95.0	0.0	0.0	0.0	0	
R _{Ma}	39.92	58.74	27.99	65.07	25	
J _{Ma}	81.26	-2.89	71.56	71.62	92	
G _{Ma}	52.23	-42.42	13.6	44.55	162	
B _{Ma}	30.57	1.41	-46.47	46.49	272	

Data for maximum colour (Ma):

$LAB^*LAB^*_{Ma}$: 53 -54 38

$LAB^*LCH^*_{Ma}$: 53 66 144

$lab^*rgb^*_{Ma}$: 0.25 1.0 0.0

$lab^*olv^*_{Ma}$: 0.0 1.0 0.03

triangle lightness t^*

%Gamut

$u^*_{rel} = 88$

%Regularity

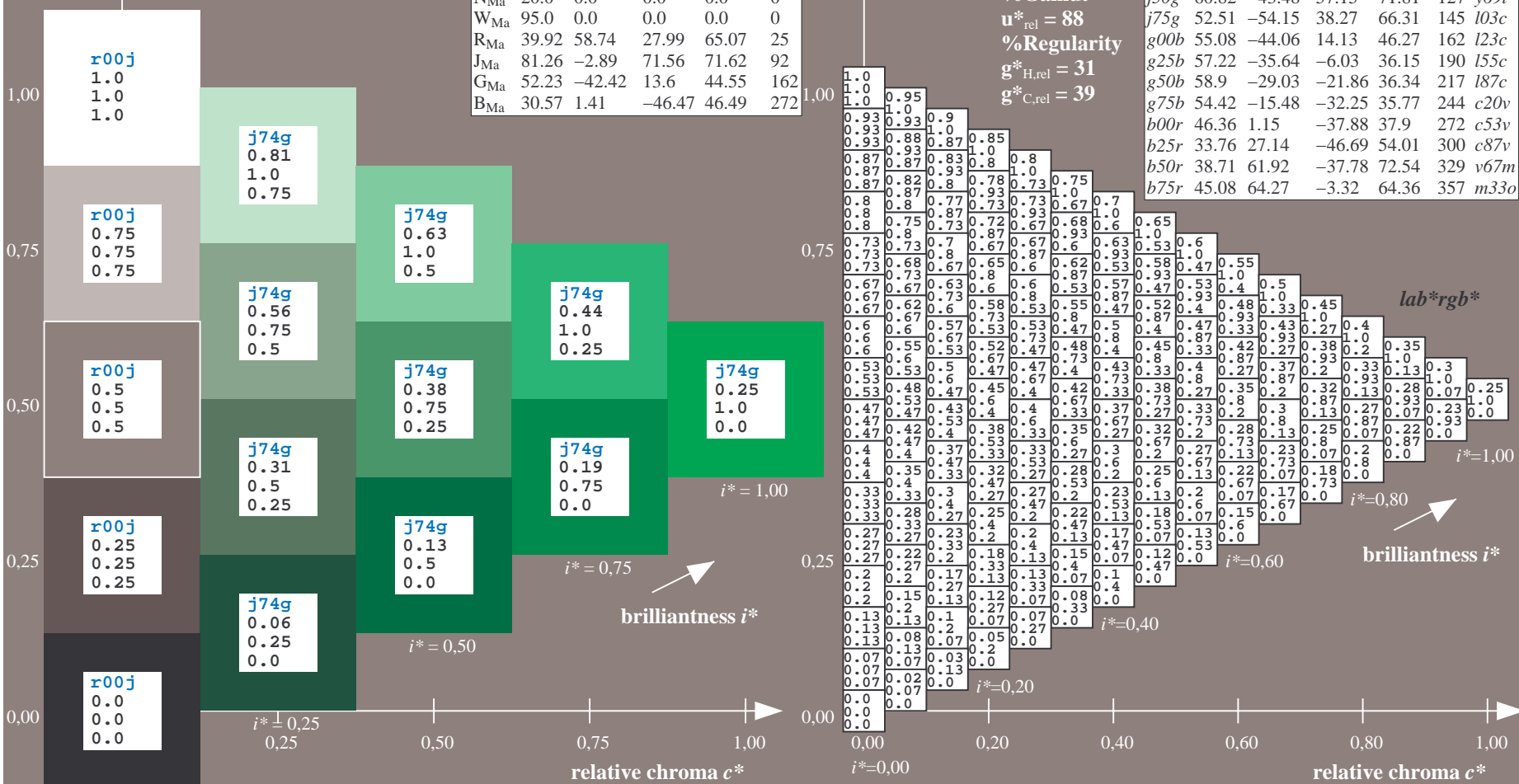
$g^*_{H,rel} = 31$

$g^*_{C,rel} = 39$

$u^*_e = j75g$
 lab^*rgb^*

FRS12_95a; adapted (a) CIELAB data

	u^*_e	$L^*=L^*_a$	a^*_a	b^*_a	$C^*_{ab,a}$	$h^*_{ab,a}$	u^*_d
r00j	44.18	56.95	27.14	63.08	25	m81o	
r25j	47.38	49.13	44.53	66.31	42	o10y	
r50j	57.76	35.24	58.41	68.22	59	o40y	
r75j	69.81	19.13	74.52	76.94	76	o69y	
j00g	87.06	-3.94	97.58	97.66	92	o98y	
j25g	72.25	-26.89	74.73	79.42	110	y34l	
j50g	60.82	-43.48	57.15	71.81	127	y69l	
j75g	52.51	-54.15	38.27	66.31	145	i03c	
g00b	55.08	-44.06	14.13	46.27	162	i23c	
g25b	57.22	-35.64	-6.03	36.15	190	i55c	
g50b	58.9	-29.03	-21.86	36.34	217	i87c	
g75b	54.42	-15.48	-32.25	35.77	244	c20v	
b00r	46.36	1.15	-37.88	37.9	272	c53v	
b25r	33.76	27.14	-46.69	54.01	300	c87v	
b50r	38.71	61.92	-37.78	72.54	329	v67m	
b75r	45.08	64.27	-3.32	64.36	357	m33o	

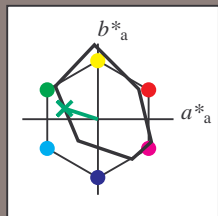


See for similar files: <http://www.ps.bam.de/Fe65/>; [www.ps.bam.de/Version 2.1, io=1, ColSpx=0](http://www.ps.bam.de/Version2.1,io=1,ColSpx=0)
 Technical information: <http://www.ps.bam.de>

BAM registration: 20081001-Fe65/10L/L65e00NP.PDF/ .PS BAM material: code=rhadata
 application for evaluation and measurement of printer or monitor systems

Input and output: Colorimetric Printer Reflective System FRS12_95a, L*=20_95 for relative CIELAB hue $h^* = lab^*h^* = h_{ab}^*/360 = 0.451$
 data for any colour:
 lab^*tch^* and lab^*icu^*

Hue texts:
 $u^*_e = g00b$ $u^*_d = l23c$
 contrast reduction factor:
 $c_R = 0.9$
 triangle lightness t^*



FRS12_95a; adapted (a) CIELAB data

	u^*_e	$L^*=L^*_a$	a^*_a	b^*_a	$C^*_{ab,a}$	$h^*_{ab,a}$
O _{Ma}	43.8	53.91	39.75	66.98	36	
Y _{Ma}	87.58	-4.65	98.29	98.4	93	
L _{Ma}	51.95	-56.34	43.53	71.2	142	
C _{Ma}	59.62	-26.2	-28.62	38.8	228	
V _{Ma}	25.01	45.2	-52.8	69.51	311	
M _{Ma}	45.88	70.67	-29.93	76.75	337	
N _{Ma}	20.0	0.0	0.0	0.0	0	
W _{Ma}	95.0	0.0	0.0	0.0	0	
R _{Ma}	39.92	58.74	27.99	65.07	25	
J _{Ma}	81.26	-2.89	71.56	71.62	92	
G _{Ma}	52.23	-42.42	13.6	44.55	162	
B _{Ma}	30.57	1.41	-46.47	46.49	272	

Data for maximum colour (Ma):

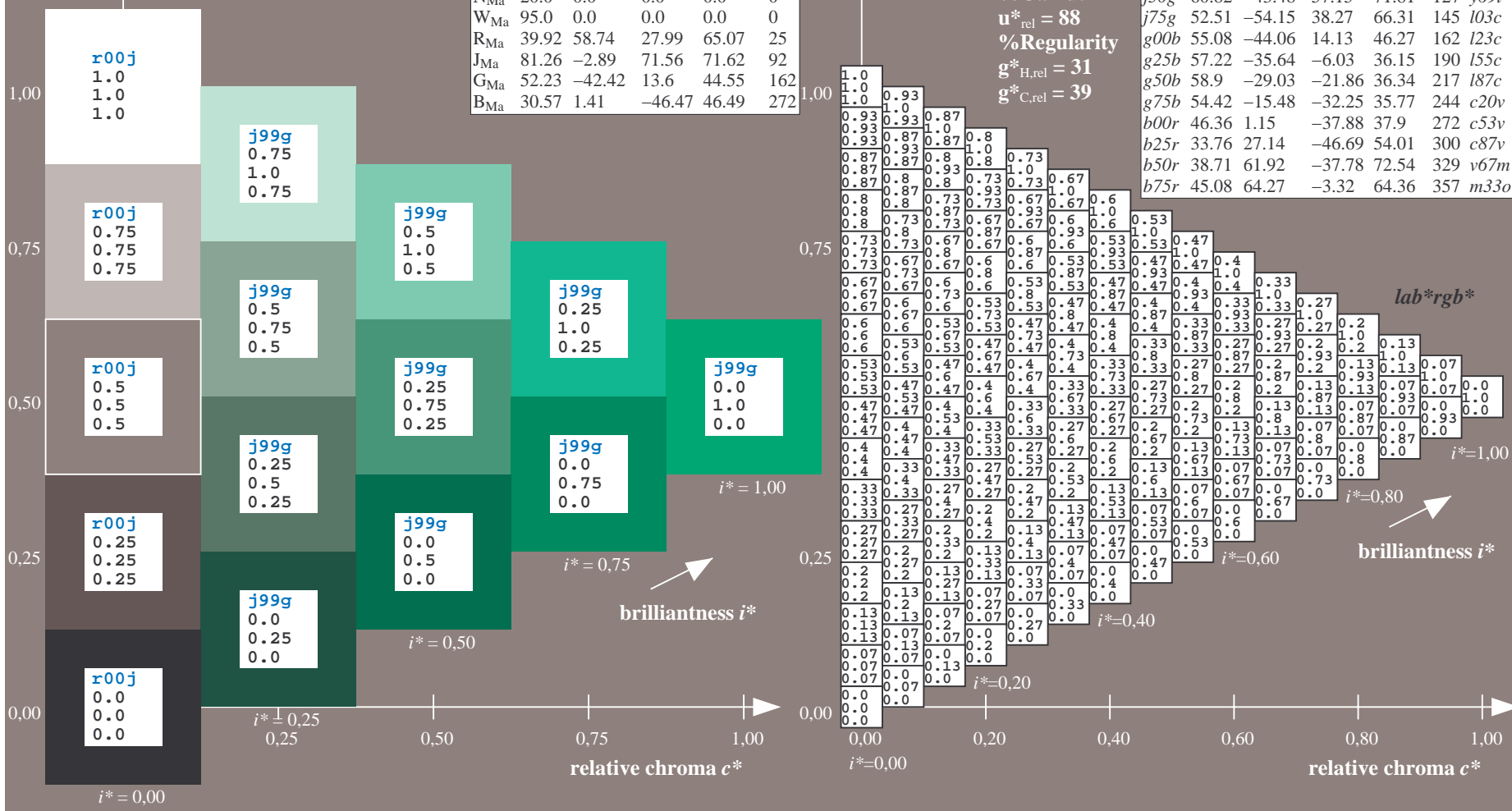
$LAB^*LAB^*_{Ma}$: 55 -44 14
 $LAB^*LCH^*_{Ma}$: 55 46 162
 $lab^*rgb^*_{Ma}$: 0.0 1.0 0.0
 $lab^*olv^*_{Ma}$: 0.0 1.0 0.23

triangle lightness t^*

%Gamut
 $u^*_{rel} = 88$
 %Regularity
 $g^*_{H,rel} = 31$
 $g^*_{C,rel} = 39$

FRS12_95a; adapted (a) CIELAB data

	u^*_e	$L^*=L^*_a$	a^*_a	b^*_a	$C^*_{ab,a}$	$h^*_{ab,a}$	u^*_d
r00j	44.18	56.95	27.14	63.08	25	m81o	
r25j	47.38	49.13	44.53	66.31	42	o10y	
r50j	57.76	35.24	58.41	68.22	59	o40y	
r75j	69.81	19.13	74.52	76.94	76	o69y	
j00g	87.06	-3.94	97.58	97.66	92	o98y	
j25g	72.25	-26.89	74.73	79.42	110	y34l	
j50g	60.82	-43.48	57.15	71.81	127	y69l	
j75g	52.51	-54.15	38.27	66.31	145	l03c	
g00b	55.08	-44.06	14.13	46.27	162	l23c	
g25b	57.22	-35.64	-6.03	36.15	190	l55c	
g50b	58.9	-29.03	-21.86	36.34	217	l87c	
g75b	54.42	-15.48	-32.25	35.77	244	c20c	
b00r	46.36	1.15	-37.88	37.9	272	c53v	
b25r	33.76	27.14	-46.69	54.01	300	c87v	
b50r	38.71	61.92	-37.78	72.54	329	v67m	
b75r	45.08	64.27	-3.32	64.36	357	m33o	

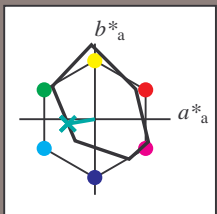


See for similar files: <http://www.ps.bam.de/Fe65/>; www.ps.bam.de/Version 2.1, io=1,1, ColSpx=0
 Technical information: <http://www.ps.bam.de>

BAM registration: 20081001-Fe65/10L/L65e00NP.PDF/ .PS BAM material: code=rhadata
 application for evaluation and measurement of printer or monitor systems

Input and output: Colorimetric Printer Reflective System FRS12_95a, L*=20_95 for relative CIELAB hue $h^* = lab^*h^* = h_{ab}/360 = 0.527$
 data for any colour:
 lab^*tch^* and lab^*icu^*

Hue texts:
 $u^*_e = g25b$ $u^*_d = l55c$
 contrast reduction factor:
 $c_R = 0.9$
 triangle lightness t^*



FRS12_95a; adapted (a) CIELAB data

	u^*_e	$L^*=L^*_a$	a^*_a	b^*_a	$C^*_{ab,a}$	$h^*_{ab,a}$
O _{Ma}	43.8	53.91	39.75	66.98	36	
Y _{Ma}	87.58	-4.65	98.29	98.4	93	
L _{Ma}	51.95	-56.34	43.53	71.2	142	
C _{Ma}	59.62	-26.2	-28.62	38.8	228	
V _{Ma}	25.01	45.2	-52.8	69.51	311	
M _{Ma}	45.88	70.67	-29.93	76.75	337	
N _{Ma}	20.0	0.0	0.0	0.0	0	
W _{Ma}	95.0	0.0	0.0	0.0	0	
R _{Ma}	39.92	58.74	27.99	65.07	25	
J _{Ma}	81.26	-2.89	71.56	71.62	92	
G _{Ma}	52.23	-42.42	13.6	44.55	162	
B _{Ma}	30.57	1.41	-46.47	46.49	272	

Data for maximum colour (Ma):

$LAB^*LAB^*_{Ma}$: 57 -36 -6

$LAB^*LCH^*_{Ma}$: 57 36 189

$lab^*rgb^*_{Ma}$: 0.0 1.0 0.5

$lab^*olv^*_{Ma}$: 0.0 1.0 0.55

triangle lightness t^*

%Gamut

$u^*_{rel} = 88$

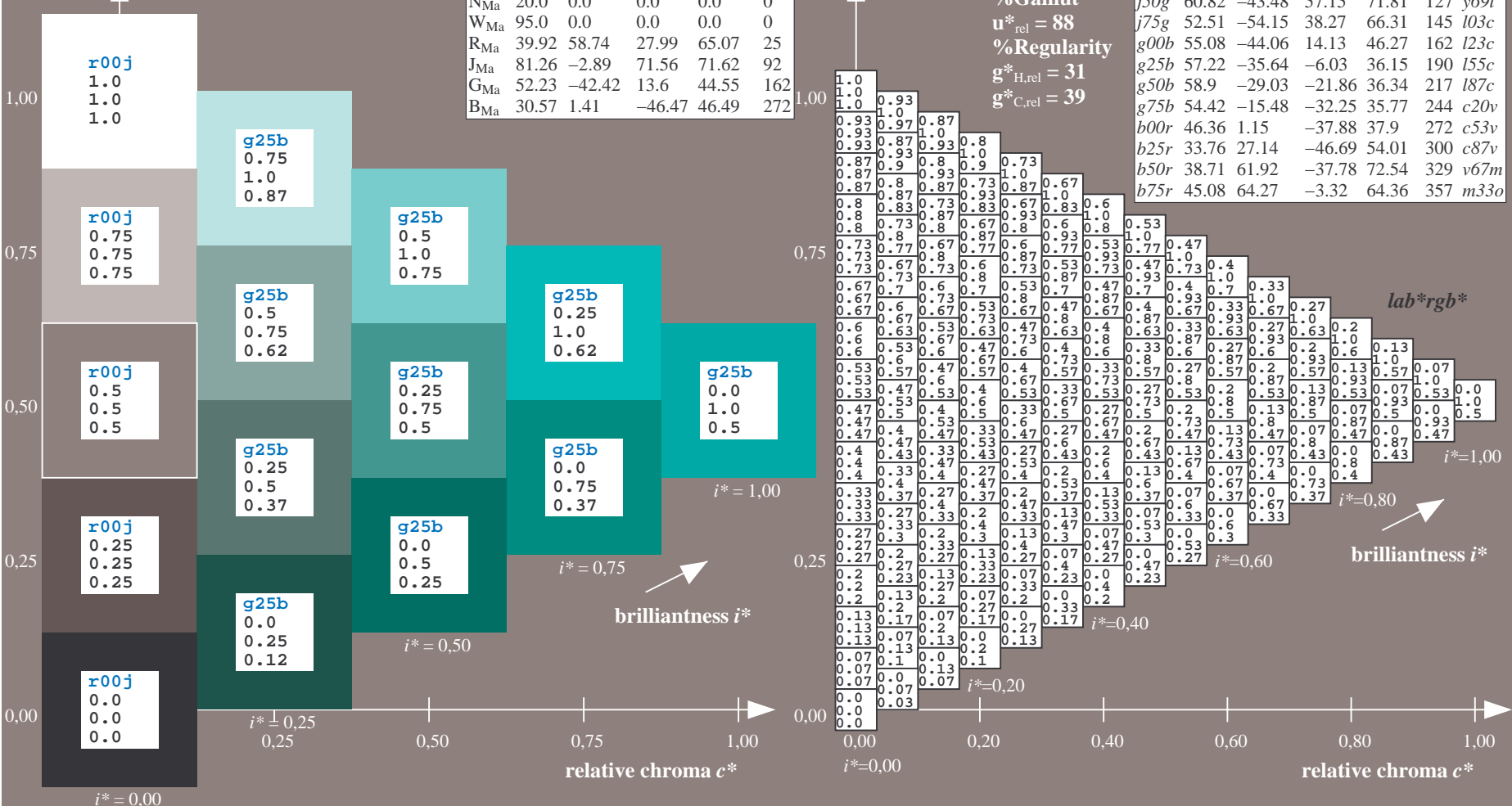
%Regularity

$g^*_{H,rel} = 31$

$g^*_{C,rel} = 39$

FRS12_95a; adapted (a) CIELAB data

	u^*_e	$L^*=L^*_a$	a^*_a	b^*_a	$C^*_{ab,a}$	$h^*_{ab,a}$	u^*_d
r00j	44.18	56.95	27.14	63.08	25	m81o	
r25j	47.38	49.13	44.53	66.31	42	o10y	
r50j	57.76	35.24	58.41	68.22	59	o40y	
r75j	69.81	19.13	74.52	76.94	76	o69y	
j00g	87.06	-3.94	97.58	97.66	92	o98y	
j25g	72.25	-26.89	74.73	79.42	110	y34l	
j50g	60.82	-43.48	57.15	71.81	127	y69l	
j75g	52.51	-54.15	38.27	66.31	145	l03c	
g00b	55.08	-44.06	14.13	46.27	162	l23c	
g25b	57.22	-35.64	-6.03	36.15	190	l55c	
g50b	58.9	-29.03	-21.86	36.34	217	l87c	
g75b	54.42	-15.48	-32.25	35.77	244	c20c	
b00r	46.36	1.15	-37.88	37.9	272	c53v	
b25r	33.76	27.14	-46.69	54.01	300	c87v	
b50r	38.71	61.92	-37.78	72.54	329	v67m	
b75r	45.08	64.27	-3.32	64.36	357	m33o	



See for similar files: <http://www.ps.bam.de/Fe65/>; www.ps.bam.de/Version 2.1, io=1,1, ColSpx=0

BAM registration: 20081001-Fe65/10L/L65e00NP.PDF/ .PS BAM material: code=rhadata
 application for evaluation and measurement of printer or monitor systems

Input and output: Colorimetric Printer Reflective System FRS12_95a, L*=20_95 for relative CIELAB hue $h^* = lab^*h^* = h_{ab}^*/360 = 0.603$

data for any colour:

lab^*tch^* and lab^*icu^*

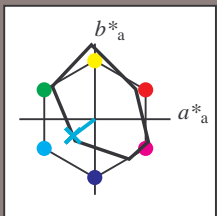
Hue texts:

$u^*_e = g50b$ $u^*_d = 187c$

contrast reduction factor:

$c_R = 0.9$

triangle lightness t^*



FRS12_95a; adapted (a) CIELAB data

	u^*_e	$L^*=L^*_a$	a^*_a	b^*_a	$C^*_{ab,a}$	$h^*_{ab,a}$
O _{Ma}	43.8	53.91	39.75	66.98	36	
Y _{Ma}	87.58	-4.65	98.29	98.4	93	
L _{Ma}	51.95	-56.34	43.53	71.2	142	
C _{Ma}	59.62	-26.2	-28.62	38.8	228	
V _{Ma}	25.01	45.2	-52.8	69.51	311	
M _{Ma}	45.88	70.67	-29.93	76.75	337	
N _{Ma}	20.0	0.0	0.0	0.0	0	
W _{Ma}	95.0	0.0	0.0	0.0	0	
R _{Ma}	39.92	58.74	27.99	65.07	25	
J _{Ma}	81.26	-2.89	71.56	71.62	92	
G _{Ma}	52.23	-42.42	13.6	44.55	162	
B _{Ma}	30.57	1.41	-46.47	46.49	272	

Data for maximum colour (Ma):

$LAB^*LAB^*_{Ma}$: 59 -29 -22

$LAB^*LCH^*_{Ma}$: 59 36 216

$lab^*rgb^*_{Ma}$: 0.0 1.0 1.0

$lab^*olv^*_{Ma}$: 0.0 1.0 0.88

triangle lightness t^*

%Gamut

$u^*_{rel} = 88$

%Regularity

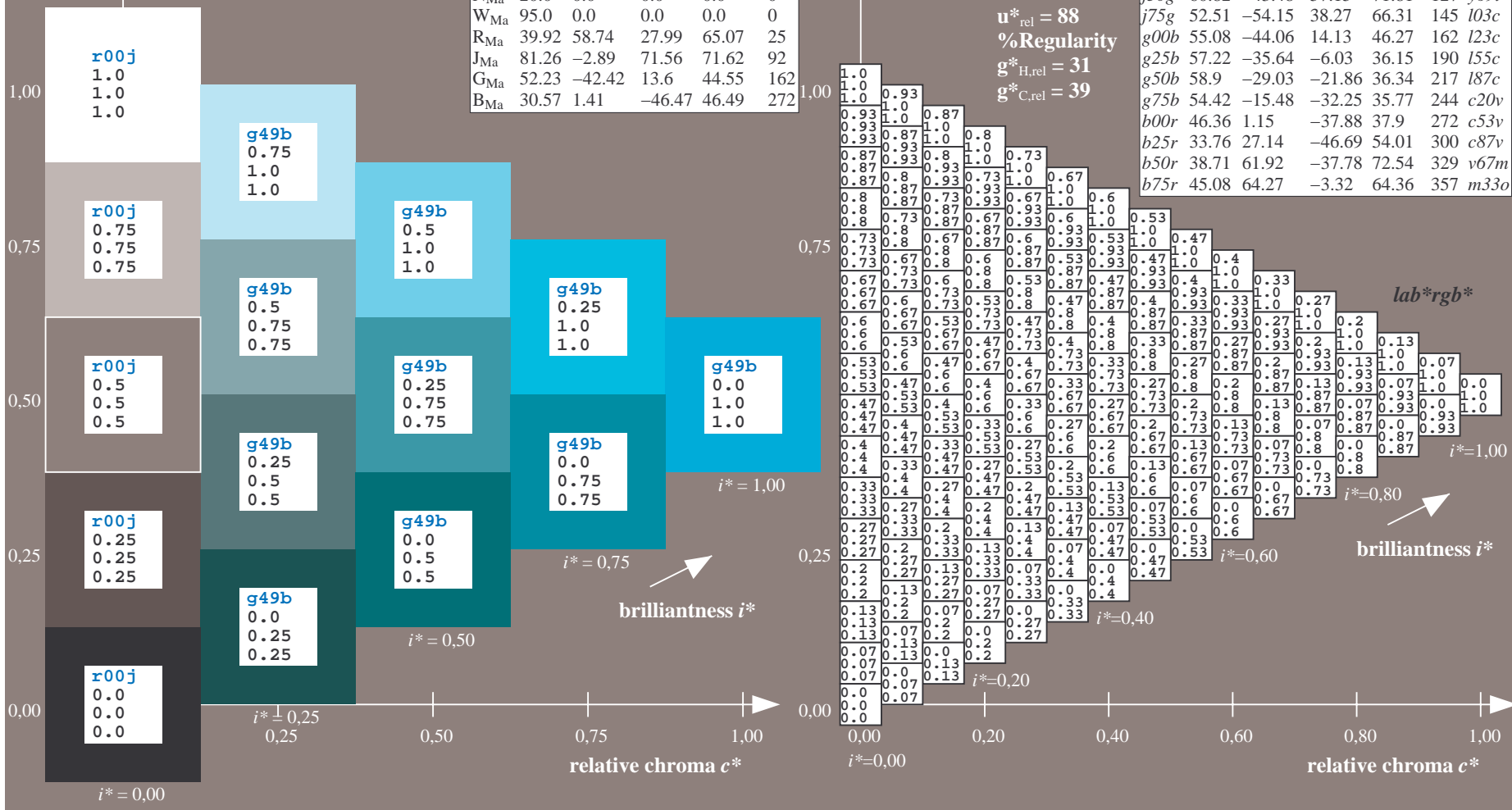
$g^*_{H,rel} = 31$

$g^*_{C,rel} = 39$

$u^*_e = g50b$
 lab^*rgb^*

FRS12_95a; adapted (a) CIELAB data

	u^*_e	$L^*=L^*_a$	a^*_a	b^*_a	$C^*_{ab,a}$	$h^*_{ab,a}$	u^*_d
r00j	44.18	56.95	27.14	63.08	25	m81o	
r25j	47.38	49.13	44.53	66.31	42	o10y	
r50j	57.76	35.24	58.41	68.22	59	o40y	
r75j	69.81	19.13	74.52	76.94	76	o69y	
j00g	87.06	-3.94	97.58	97.66	92	o98y	
j25g	72.25	-26.89	74.73	79.42	110	y34l	
j50g	60.82	-43.48	57.15	71.81	127	y69l	
j75g	52.51	-54.15	38.27	66.31	145	l03c	
g00b	55.08	-44.06	14.13	46.27	162	l23c	
g25b	57.22	-35.64	-6.03	36.15	190	l55c	
g50b	58.9	-29.03	-21.86	36.34	217	l87c	
g75b	54.42	-15.48	-32.25	35.77	244	c20c	
b00r	46.36	1.15	-37.88	37.9	272	c53v	
b25r	33.76	27.14	-46.69	54.01	300	c87v	
b50r	38.71	61.92	-37.78	72.54	329	v67m	
b75r	45.08	64.27	-3.32	64.36	357	m33o	



Input and output: Colorimetric Printer Reflective System FRS12_95a, L*=20_95 for relative CIELAB hue $h^* = lab^*h^* = h_{ab}^*/360 = 0.679$

data for any colour:

lab^*tch^* and lab^*icu^*

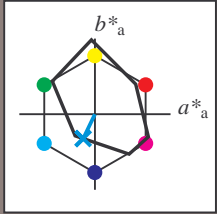
Hue texts:

$u^*_e = g75b$ $u^*_d = c20v$

contrast reduction factor:

$c_R = 0.9$

triangle lightness t^*



FRS12_95a; adapted (a) CIELAB data

	u^*_e	$L^*=L^*_a$	a^*_a	b^*_a	$C^*_{ab,a}$	$h^*_{ab,a}$
O _{Ma}	43.8	53.91	39.75	66.98	36	
Y _{Ma}	87.58	-4.65	98.29	98.4	93	
L _{Ma}	51.95	-56.34	43.53	71.2	142	
C _{Ma}	59.62	-26.2	-28.62	38.8	228	
V _{Ma}	25.01	45.2	-52.8	69.51	311	
M _{Ma}	45.88	70.67	-29.93	76.75	337	
N _{Ma}	20.0	0.0	0.0	0.0	0	
W _{Ma}	95.0	0.0	0.0	0.0	0	
R _{Ma}	39.92	58.74	27.99	65.07	25	
J _{Ma}	81.26	-2.89	71.56	71.62	92	
G _{Ma}	52.23	-42.42	13.6	44.55	162	
B _{Ma}	30.57	1.41	-46.47	46.49	272	

Data for maximum colour (Ma):

$LAB^*LAB^*_{Ma}$: 54 -15 -32

$LAB^*LCH^*_{Ma}$: 54 36 244

$lab^*rgb^*_{Ma}$: 0.0 0.5 1.0

$lab^*olv^*_{Ma}$: 0.0 0.8 1.0

triangle lightness t^*

%Gamut

$u^*_{rel} = 88$

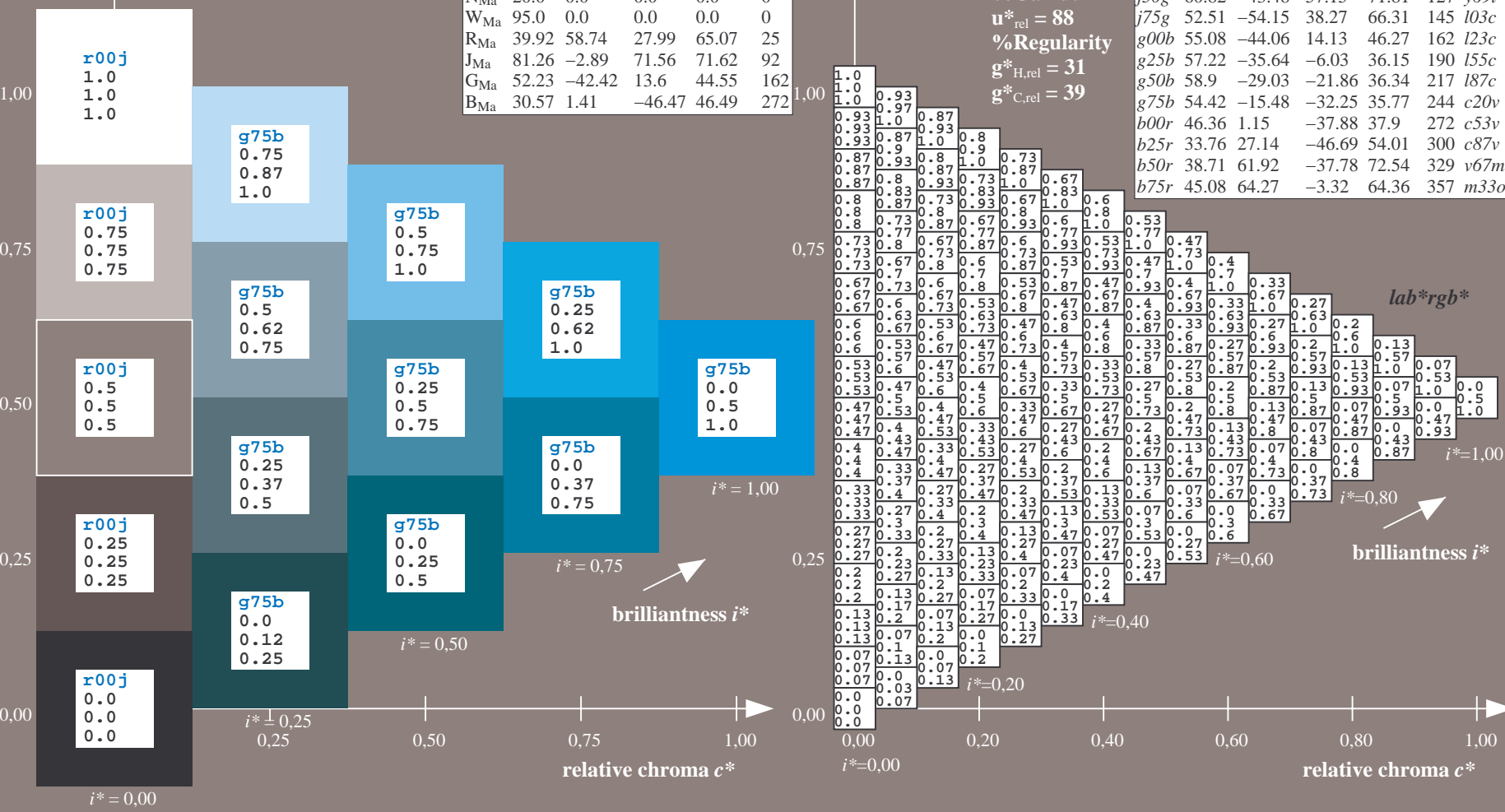
%Regularity

$g^*_{H,rel} = 31$

$g^*_{C,rel} = 39$

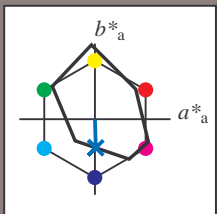
FRS12_95a; adapted (a) CIELAB data

	u^*_e	$L^*=L^*_a$	a^*_a	b^*_a	$C^*_{ab,a}$	$h^*_{ab,a}$	u^*_d
r00j	44.18	56.95	27.14	63.08	25	m81o	
r25j	47.38	49.13	44.53	66.31	42	o10y	
r50j	57.76	35.24	58.41	68.22	59	o40y	
r75j	69.81	19.13	74.52	76.94	76	o69y	
j00g	87.06	-3.94	97.58	97.66	92	o98y	
j25g	72.25	-26.89	74.73	79.42	110	y34l	
j50g	60.82	-43.48	57.15	71.81	127	y69l	
j75g	52.51	-54.15	38.27	66.31	145	l03c	
g00b	55.08	-44.06	14.13	46.27	162	l23c	
g25b	57.22	-35.64	-6.03	36.15	190	l55c	
g50b	58.9	-29.03	-21.86	36.34	217	l87c	
g75b	54.42	-15.48	-32.25	35.77	244	c20v	
b00r	46.36	1.15	-37.88	37.9	272	c53v	
b25r	33.76	27.14	-46.69	54.01	300	c87v	
b50r	38.71	61.92	-37.78	72.54	329	v67m	
b75r	45.08	64.27	-3.32	64.36	357	m33o	



Input and output: Colorimetric Printer Reflective System FRS12_95a, L*=20_95 for relative CIELAB hue $h^* = lab^*h^* = h^*_{ab}/360 = 0.755$
 data for any colour:

lab^*tch^* and lab^*icu^*
 Hue texts:
 $u^*_e = b00r$ $u^*_d = c53v$
 contrast reduction factor:
 $c_R = 0.9$
 triangle lightness t^*



FRS12_95a; adapted (a) CIELAB data

	u^*_e	$L^*=L^*_a$	a^*_a	b^*_a	$C^*_{ab,a}$	$h^*_{ab,a}$
O _{Ma}	43.8	53.91	39.75	66.98	36	
Y _{Ma}	87.58	-4.65	98.29	98.4	93	
L _{Ma}	51.95	-56.34	43.53	71.2	142	
C _{Ma}	59.62	-26.2	-28.62	38.8	228	
V _{Ma}	25.01	45.2	-52.8	69.51	311	
M _{Ma}	45.88	70.67	-29.93	76.75	337	
N _{Ma}	20.0	0.0	0.0	0.0	0	
W _{Ma}	95.0	0.0	0.0	0.0	0	
R _{Ma}	39.92	58.74	27.99	65.07	25	
J _{Ma}	81.26	-2.89	71.56	71.62	92	
G _{Ma}	52.23	-42.42	13.6	44.55	162	
B _{Ma}	30.57	1.41	-46.47	46.49	272	

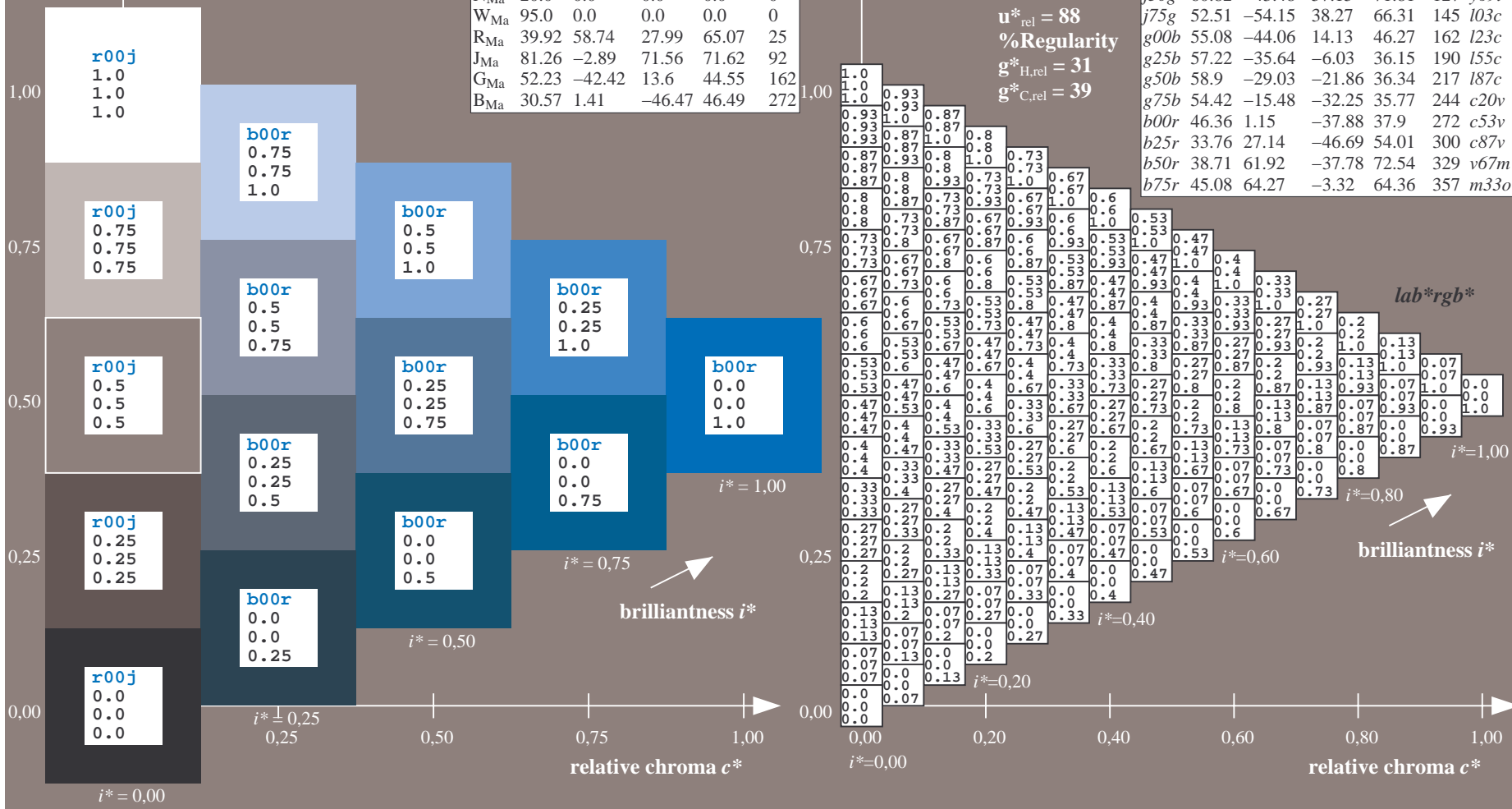
Data for maximum colour (Ma):

$LAB^*LAB^*_{Ma}$: 46 1 -38
 $LAB^*LCH^*_{Ma}$: 46 38 271
 $lab^*rgb^*_{Ma}$: 0.0 0.0 1.0
 $lab^*olv^*_{Ma}$: 0.0 0.47 1.0
 triangle lightness t^*

FRS12_95a; adapted (a) CIELAB data

	u^*_e	$L^*=L^*_a$	a^*_a	b^*_a	$C^*_{ab,a}$	$h^*_{ab,a}$	u^*_d
r00j	44.18	56.95	27.14	63.08	25	m81o	
r25j	47.38	49.13	44.53	66.31	42	o10y	
r50j	57.76	35.24	58.41	68.22	59	o40y	
r75j	69.81	19.13	74.52	76.94	76	o69y	
j00g	87.06	-3.94	97.58	97.66	92	o98y	
j25g	72.25	-26.89	74.73	79.42	110	y34l	
j50g	60.82	-43.48	57.15	71.81	127	y69l	
j75g	52.51	-54.15	38.27	66.31	145	l03c	
g00b	55.08	-44.06	14.13	46.27	162	l23c	
g25b	57.22	-35.64	-6.03	36.15	190	l55c	
g50b	58.9	-29.03	-21.86	36.34	217	l87c	
g75b	54.42	-15.48	-32.25	35.77	244	c20c	
b00r	46.36	1.15	-37.88	37.9	272	c53v	
b25r	33.76	27.14	-46.69	54.01	300	c87v	
b50r	38.71	61.92	-37.78	72.54	329	v67m	
b75r	45.08	64.27	-3.32	64.36	357	m33o	

%Gamut
 $u^*_{rel} = 88$
 %Regularity
 $g^*_{H,rel} = 31$
 $g^*_{C,rel} = 39$



Input and output: Colorimetric Printer Reflective System FRS12_95a, L*=20_95 for relative CIELAB hue $h^* = lab^*h^* = h^*_{ab}/360 = 0.834$

data for any colour:

lab^*tch^* and lab^*icu^*

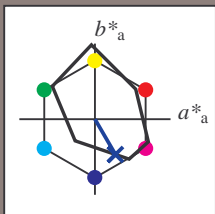
Hue texts:

$u^*_e = b25r$ $u^*_d = c87v$

contrast reduction factor:

$c_R = 0.9$

triangle lightness t^*



FRS12_95a; adapted (a) CIELAB data						
	u^*_e	$L^*=L^*_a$	a^*_a	b^*_a	$C^*_{ab,a}$	$h^*_{ab,a}$
O _{Ma}	43.8	53.91	39.75	66.98	36	
Y _{Ma}	87.58	-4.65	98.29	98.4	93	
L _{Ma}	51.95	-56.34	43.53	71.2	142	
C _{Ma}	59.62	-26.2	-28.62	38.8	228	
V _{Ma}	25.01	45.2	-52.8	69.51	311	
M _{Ma}	45.88	70.67	-29.93	76.75	337	
N _{Ma}	20.0	0.0	0.0	0.0	0	
W _{Ma}	95.0	0.0	0.0	0.0	0	
R _{Ma}	39.92	58.74	27.99	65.07	25	
J _{Ma}	81.26	-2.89	71.56	71.62	92	
G _{Ma}	52.23	-42.42	13.6	44.55	162	
B _{Ma}	30.57	1.41	-46.47	46.49	272	

Data for maximum colour (Ma):

$LAB^*LAB^*_{Ma}$: 34 27 -47

$LAB^*LCH^*_{Ma}$: 34 54 300

$lab^*rgb^*_{Ma}$: 0.5 0.0 1.0

$lab^*olv^*_{Ma}$: 0.0 0.13 1.0

triangle lightness t^*

%Gamut

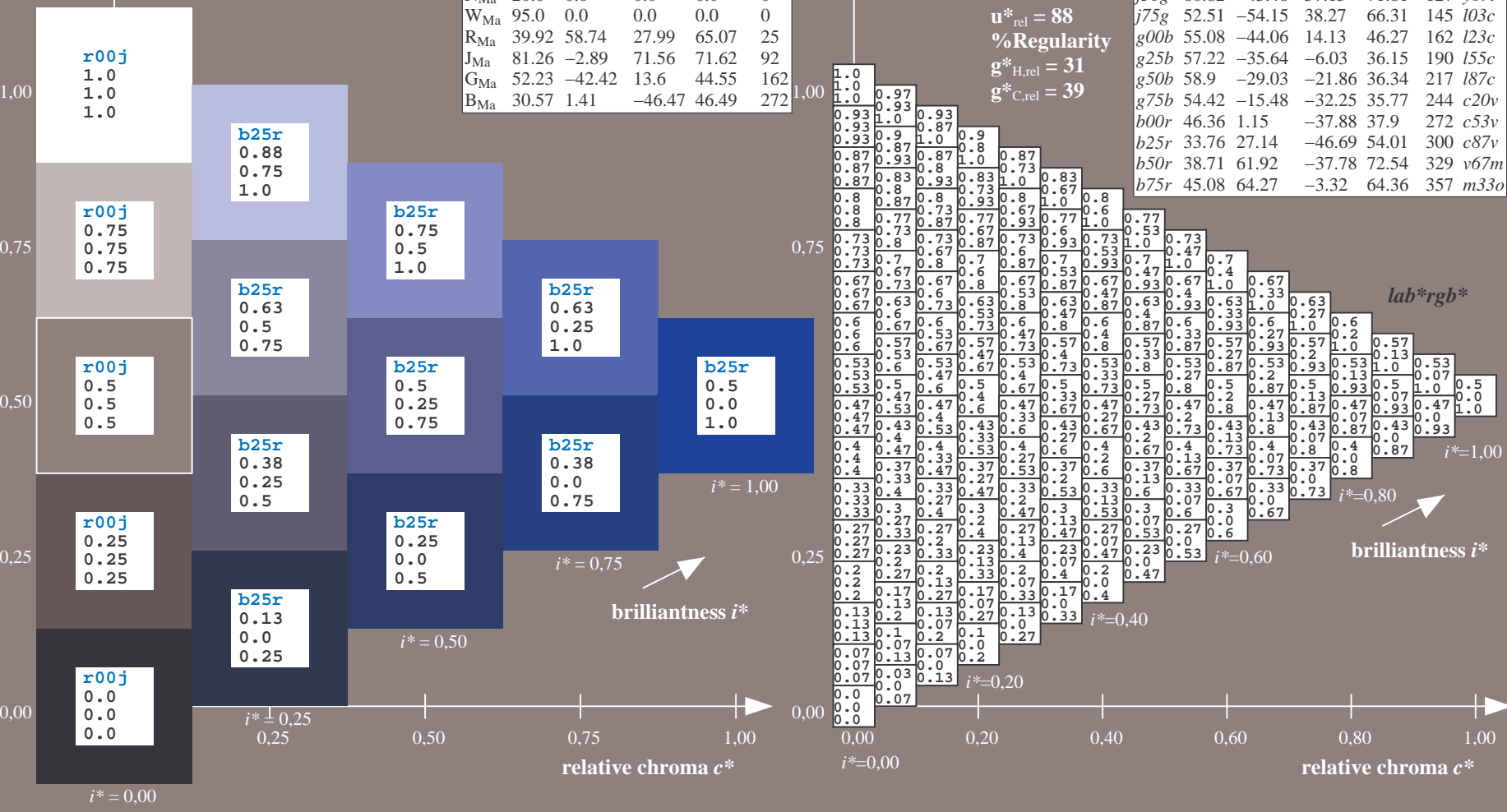
$u^*_{rel} = 88$

%Regularity

$g^*_{H,rel} = 31$

$g^*_{C,rel} = 39$

FRS12_95a; adapted (a) CIELAB data							
	u^*_e	$L^*=L^*_a$	a^*_a	b^*_a	$C^*_{ab,a}$	$h^*_{ab,a}$	u^*_d
r00j	44.18	56.95	27.14	63.08	25	m81o	
r25j	47.38	49.13	44.53	66.31	42	o10y	
r50j	57.76	35.24	58.41	68.22	59	o40y	
r75j	69.81	19.13	74.52	76.94	76	o69y	
j00g	87.06	-3.94	97.58	97.66	92	o98y	
j25g	72.25	-26.89	74.73	79.42	110	y34l	
j50g	60.82	-43.48	57.15	71.81	127	y69l	
j75g	52.51	-54.15	38.27	66.31	145	l03c	
g00b	55.08	-44.06	14.13	46.27	162	l23c	
g25b	57.22	-35.64	-6.03	36.15	190	l55c	
g50b	58.9	-29.03	-21.86	36.34	217	l87c	
g75b	54.42	-15.48	-32.25	35.77	244	c20v	
b00r	46.36	1.15	-37.88	37.9	272	c53v	
b25r	33.76	27.14	-46.69	54.01	300	c87v	
b50r	38.71	61.92	-37.78	72.54	329	v67m	
b75r	45.08	64.27	-3.32	64.36	357	m33o	

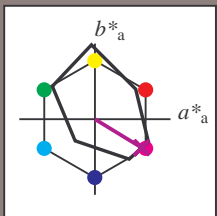


See for similar files: <http://www.ps.bam.de/Fe65/>; www.ps.bam.de/Fe.HTM
 Technical information: <http://www.ps.bam.de> Version 2.1, io=1,1, ColSpx=0

BAM registration: 20081001-Fe65/10L/L65e00NP.PDF/ .PS BAM material: code=rhadata
 application for evaluation and measurement of printer or monitor systems

Input and output: Colorimetric Printer Reflective System FRS12_95a, L*=20_95 for relative CIELAB hue $h^* = lab^*h^* = h_{ab}^*/360 = 0.913$
 data for any colour:

lab^*tch^* and lab^*icu^*
 Hue texts:
 $u^*_e = b50r$ $u^*_d = v67m$
 contrast reduction factor:
 $c_R = 0.9$
 triangle lightness t^*



FRS12_95a; adapted (a) CIELAB data

	u^*_e	$L^*=L^*_a$	a^*_a	b^*_a	$C^*_{ab,a}$	$h^*_{ab,a}$
O _{Ma}	43.8	53.91	39.75	66.98	36	
Y _{Ma}	87.58	-4.65	98.29	98.4	93	
L _{Ma}	51.95	-56.34	43.53	71.2	142	
C _{Ma}	59.62	-26.2	-28.62	38.8	228	
V _{Ma}	25.01	45.2	-52.8	69.51	311	
M _{Ma}	45.88	70.67	-29.93	76.75	337	
N _{Ma}	20.0	0.0	0.0	0.0	0	
W _{Ma}	95.0	0.0	0.0	0.0	0	
R _{Ma}	39.92	58.74	27.99	65.07	25	
J _{Ma}	81.26	-2.89	71.56	71.62	92	
G _{Ma}	52.23	-42.42	13.6	44.55	162	
B _{Ma}	30.57	1.41	-46.47	46.49	272	

Data for maximum colour (Ma):

$LAB^*LAB^*_{Ma}$: 39 62 -38

$LAB^*LCH^*_{Ma}$: 39 73 328

$lab^*rgb^*_{Ma}$: 1.0 0.0 1.0

$lab^*olv^*_{Ma}$: 0.68 0.0 1.0

triangle lightness t^*

%Gamut

$u^*_{rel} = 88$

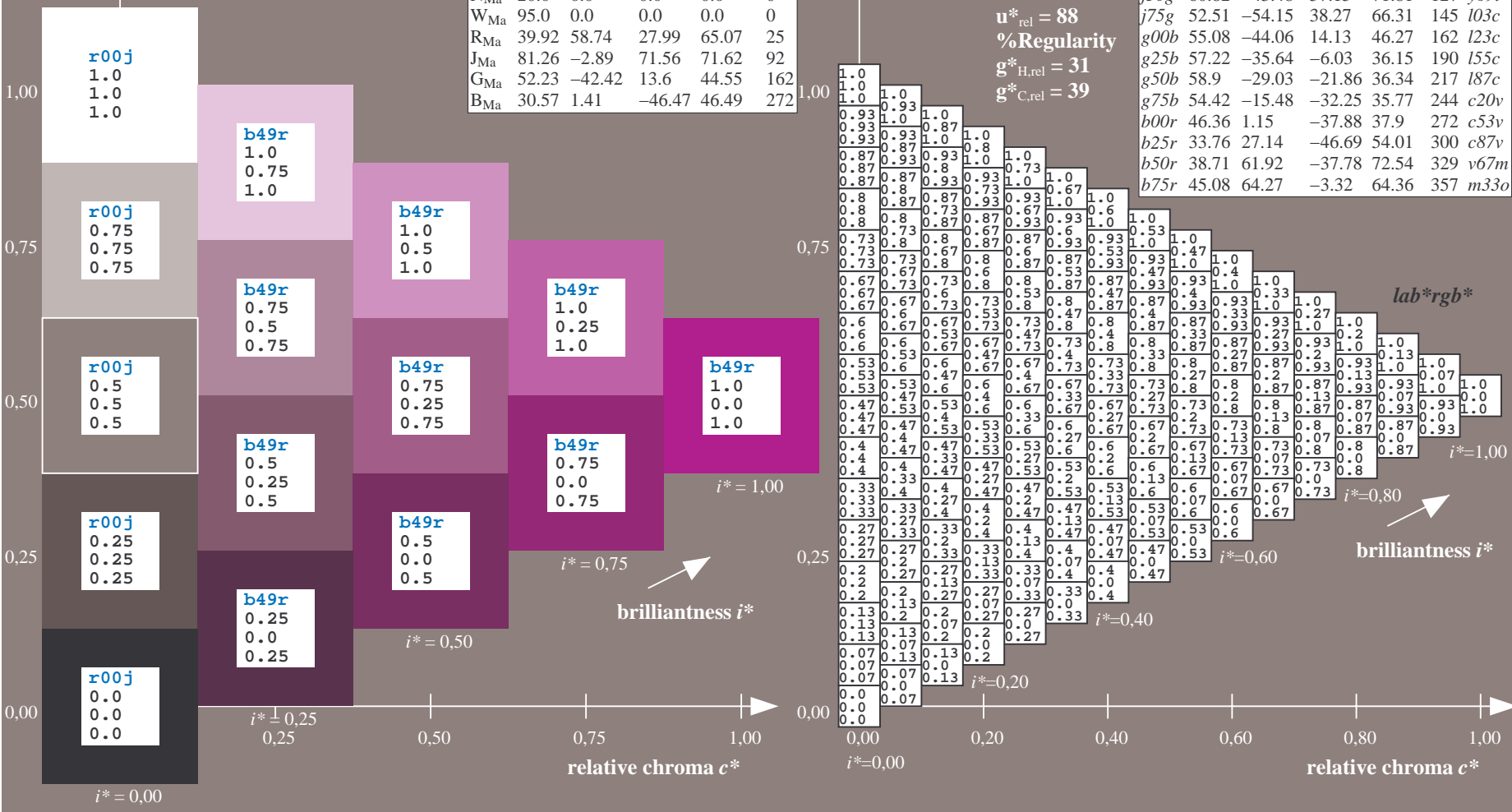
%Regularity

$g^*_{H,rel} = 31$

$g^*_{C,rel} = 39$

FRS12_95a; adapted (a) CIELAB data

	u^*_e	$L^*=L^*_a$	a^*_a	b^*_a	$C^*_{ab,a}$	$h^*_{ab,a}$	u^*_d
r00j	44.18	56.95	27.14	63.08	25	m81o	
r25j	47.38	49.13	44.53	66.31	42	o10y	
r50j	57.76	35.24	58.41	68.22	59	o40y	
r75j	69.81	19.13	74.52	76.94	76	o69y	
j00g	87.06	-3.94	97.58	97.66	92	o98y	
j25g	72.25	-26.89	74.73	79.42	110	y34l	
j50g	60.82	-43.48	57.15	71.81	127	y69l	
j75g	52.51	-54.15	38.27	66.31	145	l03c	
g00b	55.08	-44.06	14.13	46.27	162	l23c	
g25b	57.22	-35.64	-6.03	36.15	190	l55c	
g50b	58.9	-29.03	-21.86	36.34	217	l87c	
g75b	54.42	-15.48	-32.25	35.77	244	c20c	
b00r	46.36	1.15	-37.88	37.9	272	c53v	
b25r	33.76	27.14	-46.69	54.01	300	c87v	
b50r	38.71	61.92	-37.78	72.54	329	v67m	
b75r	45.08	64.27	-3.32	64.36	357	m33o	

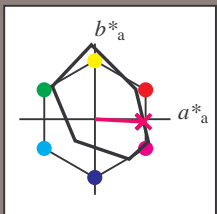


See for similar files: <http://www.ps.bam.de/Fe65/>; www.ps.bam.de/Fe.HTM
 Technical information: <http://www.ps.bam.de> Version 2.1, io=1,1, ColSpx=0

BAM registration: 20081001-Fe65/10L/L65e00NP.PDF/ .PS BAM material: code=rh4ta
 application for evaluation and measurement of printer or monitor systems

Input and output: Colorimetric Printer Reflective System FRS12_95a, L*=20_95 for relative CIELAB hue $h^* = lab^*h^* = h_{ab}^*/360 = 0.992$
 data for any colour:
 lab^*tch^* and lab^*icu^*

Hue texts:
 $u^*_e = b75r$ $u^*_d = m33o$
 contrast reduction factor:
 $c_R = 0.9$
 triangle lightness t^*



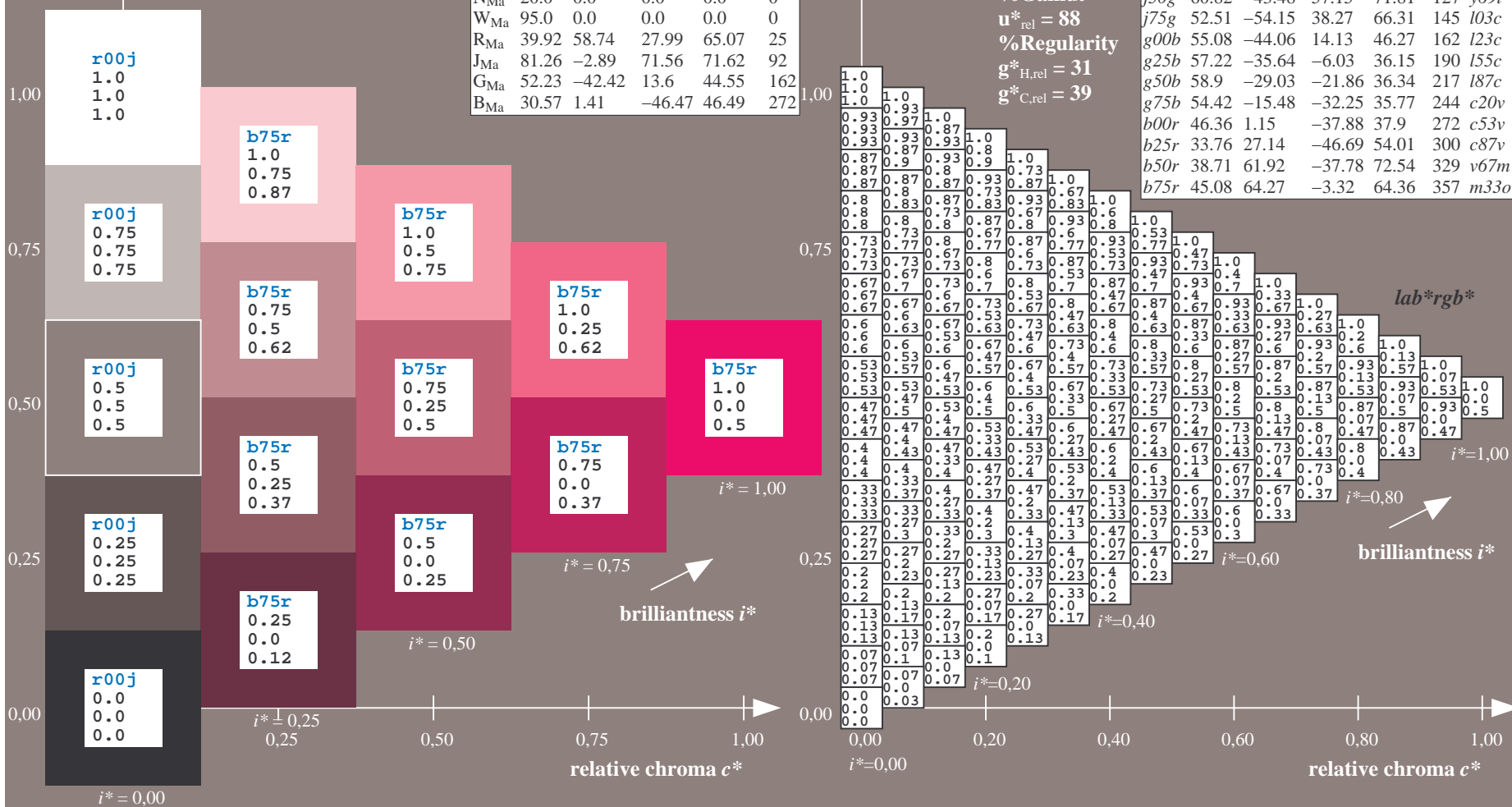
FRS12_95a; adapted (a) CIELAB data						
	u^*_e	$L^*=L^*_a$	a^*_a	b^*_a	$C^*_{ab,a}$	$h^*_{ab,a}$
O _{Ma}	43.8	53.91	39.75	66.98	36	
Y _{Ma}	87.58	-4.65	98.29	98.4	93	
L _{Ma}	51.95	-56.34	43.53	71.2	142	
C _{Ma}	59.62	-26.2	-28.62	38.8	228	
V _{Ma}	25.01	45.2	-52.8	69.51	311	
M _{Ma}	45.88	70.67	-29.93	76.75	337	
N _{Ma}	20.0	0.0	0.0	0.0	0	
W _{Ma}	95.0	0.0	0.0	0.0	0	
R _{Ma}	39.92	58.74	27.99	65.07	25	
J _{Ma}	81.26	-2.89	71.56	71.62	92	
G _{Ma}	52.23	-42.42	13.6	44.55	162	
B _{Ma}	30.57	1.41	-46.47	46.49	272	

Data for maximum colour (Ma):

$LAB^*LAB^*_{Ma}$: 45 64 -3
 $LAB^*LCH^*_{Ma}$: 45 64 357
 $lab^*rgb^*_{Ma}$: 1.0 0.0 0.5
 $lab^*olv^*_{Ma}$: 1.0 0.0 0.66
 triangle lightness t^*

FRS12_95a; adapted (a) CIELAB data							
	u^*_e	$L^*=L^*_a$	a^*_a	b^*_a	$C^*_{ab,a}$	$h^*_{ab,a}$	u^*_d
r00j	44.18	56.95	27.14	63.08	25	m81o	
r25j	47.38	49.13	44.53	66.31	42	o10y	
r50j	57.76	35.24	58.41	68.22	59	o40y	
r75j	69.81	19.13	74.52	76.94	76	o69y	
j00g	87.06	-3.94	97.58	97.66	92	o98y	
j25g	72.25	-26.89	74.73	79.42	110	y34l	
j50g	60.82	-43.48	57.15	71.81	127	y69l	
j75g	52.51	-54.15	38.27	66.31	145	l03c	
g00b	55.08	-44.06	14.13	46.27	162	l23c	
g25b	57.22	-35.64	-6.03	36.15	190	l55c	
g50b	58.9	-29.03	-21.86	36.34	217	l87c	
g75b	54.42	-15.48	-32.25	35.77	244	c20v	
b00r	46.36	1.15	-37.88	37.9	272	c53v	
b25r	33.76	27.14	-46.69	54.01	300	c87v	
b50r	38.71	61.92	-37.78	72.54	329	v67m	
b75r	45.08	64.27	-3.32	64.36	357	m33o	

%Gamut
 $u^*_{rel} = 88$
 %Regularity
 $g^*_{H,rel} = 31$
 $g^*_{C,rel} = 39$



See for similar files: <http://www.ps.bam.de/Fe65/>; [www.ps.bam.de/Version 2.1, io=1,1, ColSpx=0](http://www.ps.bam.de/Version2.1,io=1,1,ColSpx=0)
 Technical information: <http://www.ps.bam.de>

BAM registration: 20081001-Fe65/10L/L65e00NP.PDF/ .PS
 application for evaluation and measurement of printer or monitor systems
 BAM material: code=rhadata

N: No Output Linearization (OL) data in File (F), Startup (S) or Device (D)

See for similar files: <http://www.ps.bam.de/Fe65/>; www.ps.bam.de/Fe.HTM
Technical information: <http://www.ps.bam.de>
Version 2.1, io=1,1, ColSpX=0

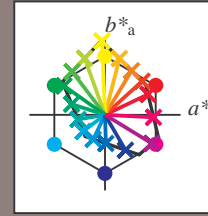
BAM registration: 20081001-Fe65/10L/L65e00NP.PDF/ .PS
application for evaluation and measurement of printer or monitor systems
BAM material: code=rhdata

Table with 28 columns (A-Lab*rgb*) and 28 rows (01-27). Each cell contains a numerical value representing color data for a specific hue and device.

Input and output:
 Colorimetric Printer Reflective System FRS12_95a
 data for any colour:

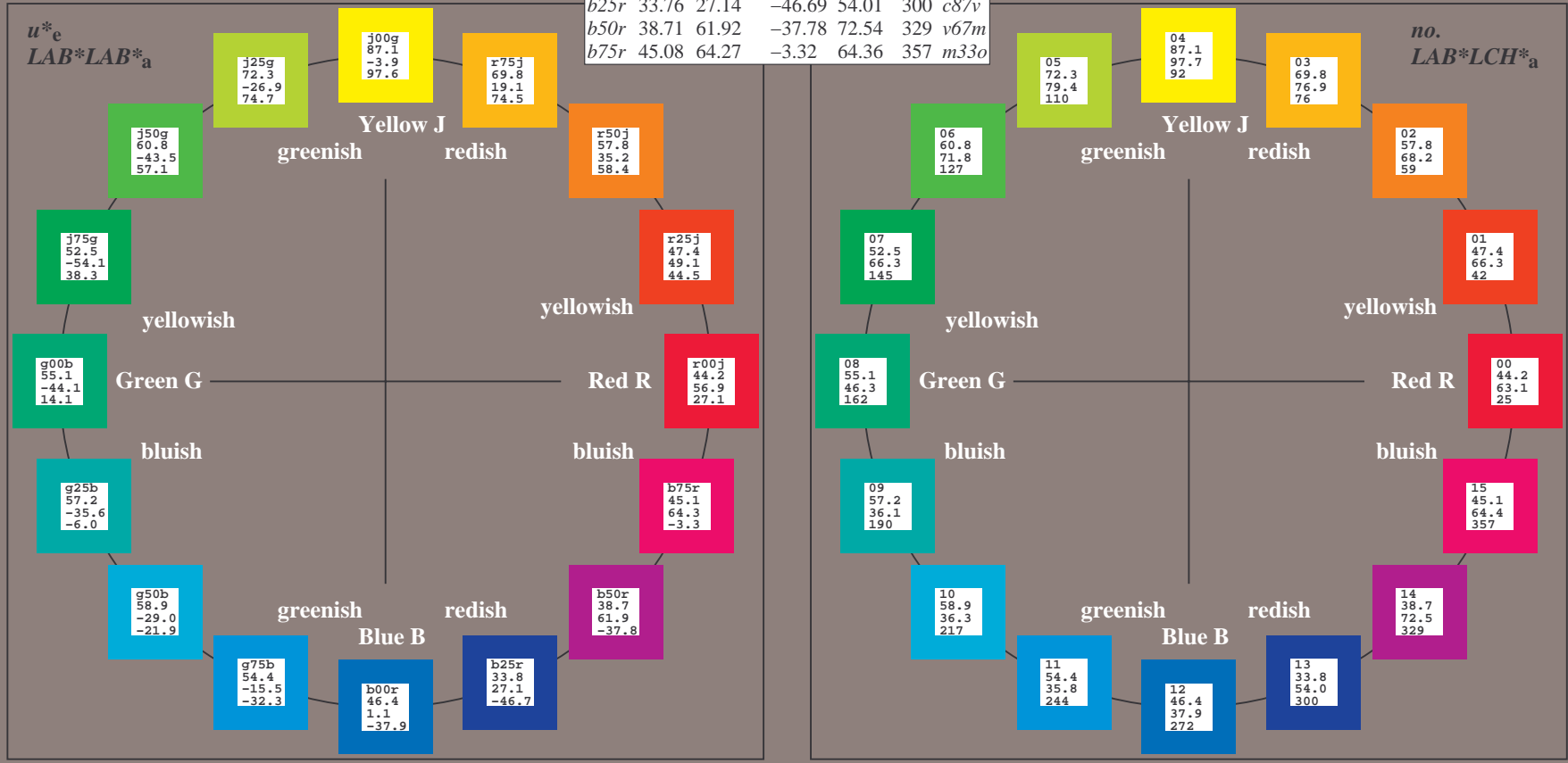
u^*_e and number *no.* = 00 .. 15
 elementary hue text:
 $u^*_e = 16$ hues *r00j*, *r25j*, ..., *b75r*
 contrast reduction factor:
 $c_R = 0.9$

FRS12_95a; adapted (a) CIELAB data							
u^*_e	$L^*=L^*_a$	a^*_a	b^*_a	$C^*_{ab,a}$	$h^*_{ab,a}$	u^*_d	
r00j	44.18	56.95	27.14	63.08	25	m81o	
r25j	47.38	49.13	44.53	66.31	42	o10y	
r50j	57.76	35.24	58.41	68.22	59	o40y	
r75j	69.81	19.13	74.52	76.94	76	o69y	
j00g	87.06	-3.94	97.58	97.66	92	o98y	
j25g	72.25	-26.89	74.73	79.42	110	y34l	
j50g	60.82	-43.48	57.15	71.81	127	y69l	
j75g	52.51	-54.15	38.27	66.31	145	l03c	
g00b	55.08	-44.06	14.13	46.27	162	l23c	
g25b	57.22	-35.64	-6.03	36.15	190	l55c	
g50b	58.9	-29.03	-21.86	36.34	217	l87c	
g75b	54.42	-15.48	-32.25	35.77	244	c20v	
b00r	46.36	1.15	-37.88	37.9	272	c53v	
b25r	33.76	27.14	-46.69	54.01	300	c87v	
b50r	38.71	61.92	-37.78	72.54	329	v67m	
b75r	45.08	64.27	-3.32	64.36	357	m33o	



%Gamut
 $u^*_{rel} = 88$
 %Regularity
 $g^*_{H,rel} = 31$
 $g^*_{C,rel} = 39$

FRS12_95a; adapted (a) CIELAB data					
Name	$L^*=L^*_a$	a^*_a	b^*_a	$C^*_{ab,a}$	$h^*_{ab,a}$
OMa	43.8	53.91	39.75	66.98	36
YMa	87.58	-4.65	98.29	98.4	93
LMa	51.95	-56.34	43.53	71.2	142
CMa	59.62	-26.2	-28.62	38.8	228
VMa	25.01	45.2	-52.8	69.51	311
MMa	45.88	70.67	-29.93	76.75	337
NMa	20.0	0.0	0.0	0.0	0
WMa	95.0	0.0	0.0	0.0	0
RCIE	39.92	58.74	27.99	65.07	25
JCIE	81.26	-2.89	71.56	71.62	92
GCIE	52.23	-42.42	13.6	44.55	162
BCIE	30.57	1.41	-46.47	46.49	272



See for similar files: <http://www.ps.bam.de/Fe65/>; www.ps.bam.de/Fe.HTM
 Technical information: <http://www.ps.bam.de> Version 2.1, io=1,1, ColSpX=0

BAM registration: 20081001-Fe65/10L/L65e00NP.PDF/ .PS BAM material: code=rhadata
 application for evaluation and measurement of printer or monitor systems

Input and output: Colorimetric Printer Reflective System FRS12_95a, L*=20_95 for relative CIELAB hue $h^* = lab^*h^* = h_{ab}^*/360 = 0.071$
 data for any colour:

lab^*tch^* and lab^*icu^*

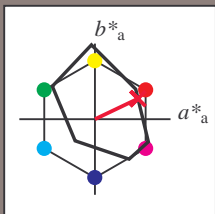
Hue texts:

$u^*_e = r00j$ $u^*_d = m81o$

contrast reduction factor:

$c_R = 0.9$

triangle lightness t^*



FRS12_95a; adapted (a) CIELAB data

	u^*_e	$L^*=L^*_a$	a^*_a	b^*_a	$C^*_{ab,a}$	$h^*_{ab,a}$
O _{Ma}	43.8	53.91	39.75	66.98	36	
Y _{Ma}	87.58	-4.65	98.29	98.4	93	
L _{Ma}	51.95	-56.34	43.53	71.2	142	
C _{Ma}	59.62	-26.2	-28.62	38.8	228	
V _{Ma}	25.01	45.2	-52.8	69.51	311	
M _{Ma}	45.88	70.67	-29.93	76.75	337	
N _{Ma}	20.0	0.0	0.0	0.0	0	
W _{Ma}	95.0	0.0	0.0	0.0	0	
R _{Ma}	39.92	58.74	27.99	65.07	25	
J _{Ma}	81.26	-2.89	71.56	71.62	92	
G _{Ma}	52.23	-42.42	13.6	44.55	162	
B _{Ma}	30.57	1.41	-46.47	46.49	272	

Data for maximum colour (Ma):

$LAB^*LAB^*_Ma$: 44 57 27

$LAB^*LCH^*_Ma$: 44 63 25

$lab^*rgb^*_Ma$: 1.0 0.0 0.0

$lab^*olv^*_Ma$: 1.0 0.0 0.18

triangle lightness t^*

%Gamut

$u^*_{rel} = 88$

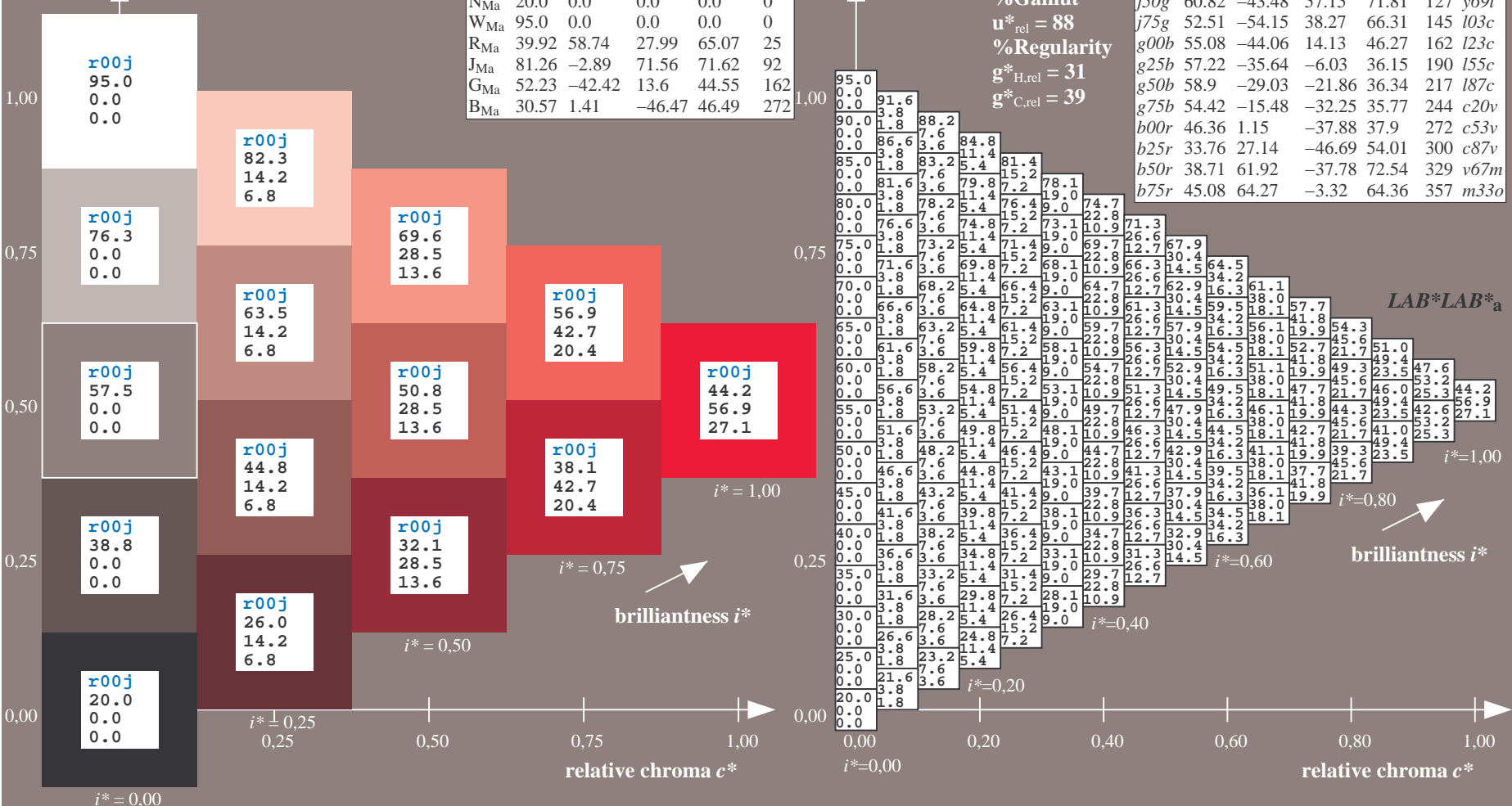
%Regularity

$g^*_{H,rel} = 31$

$g^*_{C,rel} = 39$

FRS12_95a; adapted (a) CIELAB data

	u^*_e	$L^*=L^*_a$	a^*_a	b^*_a	$C^*_{ab,a}$	$h^*_{ab,a}$	u^*_d
r00j	44.18	56.95	27.14	63.08	25	m81o	
r25j	47.38	49.13	44.53	66.31	42	o10y	
r50j	57.76	35.24	58.41	68.22	59	o40y	
r75j	69.81	19.13	74.52	76.94	76	o69y	
j00g	87.06	-3.94	97.58	97.66	92	o98y	
j25g	72.25	-26.89	74.73	79.42	110	y34l	
j50g	60.82	-43.48	57.15	71.81	127	y69l	
j75g	52.51	-54.15	38.27	66.31	145	l03c	
g00b	55.08	-44.06	14.13	46.27	162	l23c	
g25b	57.22	-35.64	-6.03	36.15	190	l55c	
g50b	58.9	-29.03	-21.86	36.34	217	l87c	
g75b	54.42	-15.48	-32.25	35.77	244	c20v	
b00r	46.36	1.15	-37.88	37.9	272	c53v	
b25r	33.76	27.14	-46.69	54.01	300	c87v	
b50r	38.71	61.92	-37.78	72.54	329	v67m	
b75r	45.08	64.27	-3.32	64.36	357	m33o	

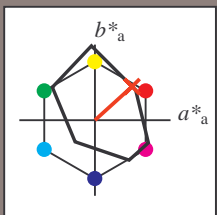


See for similar files: <http://www.ps.bam.de/Fe65/>; <http://www.ps.bam.de/Version2.1,io=1,1,Colspx=0>

BAM registration: 20081001-Fe65/10L/L65e00NP.PDF/ .PS BAM material: code=rhadata
 application for evaluation and measurement of printer or monitor systems

Input and output: Colorimetric Printer Reflective System FRS12_95a, L*=20_95 for relative CIELAB hue $h^* = lab^*h^* = h_{ab}^*/360 = 0.117$
 data for any colour:
 lab^*tch^* and lab^*icu^*

Hue texts:
 $u^*_e = r25j$ $u^*_d = o10y$
 contrast reduction factor:
 $c_R = 0.9$
 triangle lightness t^*



FRS12_95a; adapted (a) CIELAB data						
	u^*_e	$L^*=L^*_a$	a^*_a	b^*_a	$C^*_{ab,a}$	$h^*_{ab,a}$
O _{Ma}	43.8	53.91	39.75	66.98	36	
Y _{Ma}	87.58	-4.65	98.29	98.4	93	
L _{Ma}	51.95	-56.34	43.53	71.2	142	
C _{Ma}	59.62	-26.2	-28.62	38.8	228	
V _{Ma}	25.01	45.2	-52.8	69.51	311	
M _{Ma}	45.88	70.67	-29.93	76.75	337	
N _{Ma}	20.0	0.0	0.0	0.0	0	
W _{Ma}	95.0	0.0	0.0	0.0	0	
R _{Ma}	39.92	58.74	27.99	65.07	25	
J _{Ma}	81.26	-2.89	71.56	71.62	92	
G _{Ma}	52.23	-42.42	13.6	44.55	162	
B _{Ma}	30.57	1.41	-46.47	46.49	272	

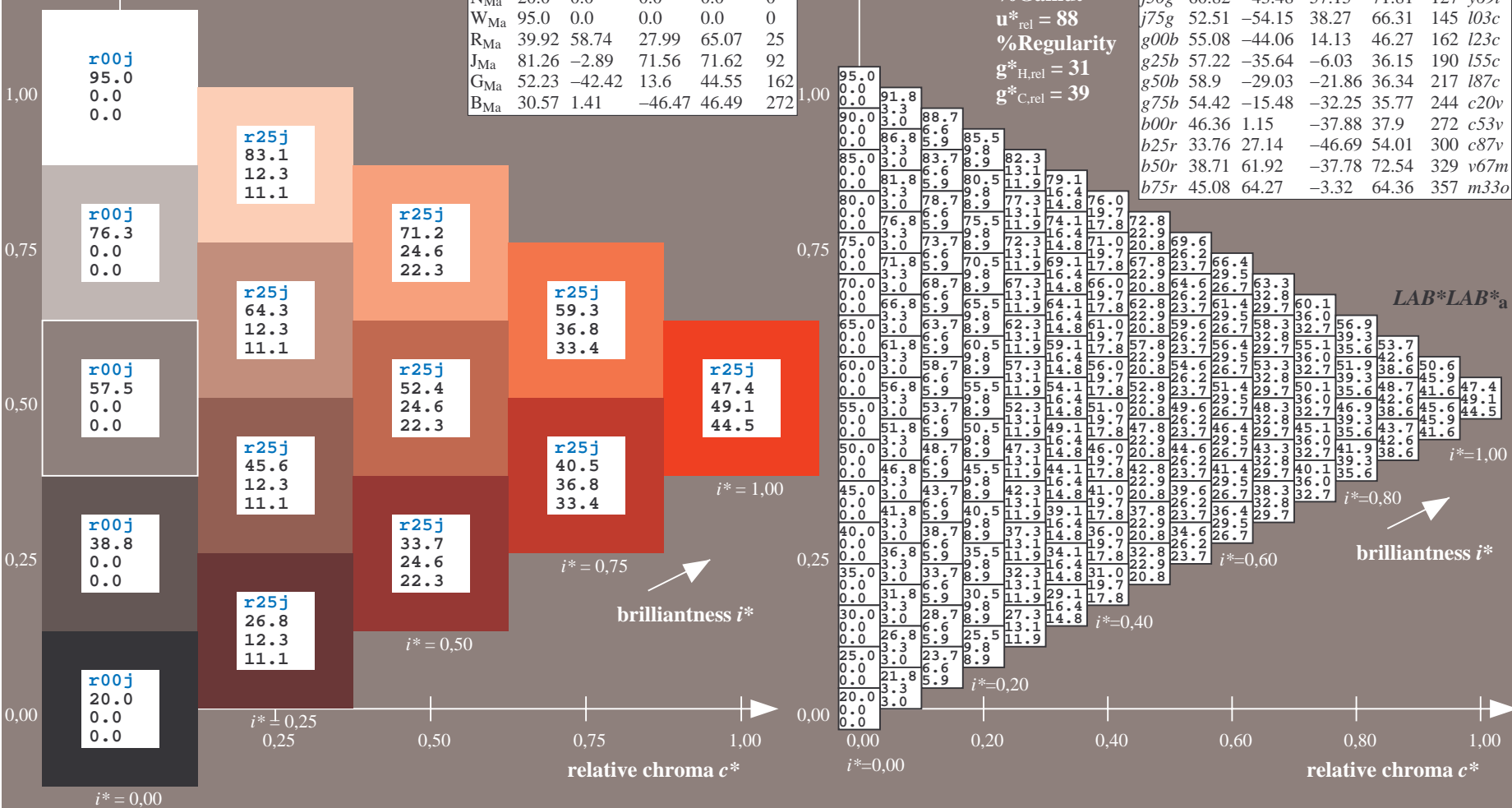
Data for maximum colour (Ma):

$LAB^*LAB^*_Ma$: 47 49 45
 $LAB^*LCH^*_Ma$: 47 66 42
 $lab^*rgb^*_Ma$: 1.0 0.25 0.0
 $lab^*olv^*_Ma$: 1.0 0.1 0.0

triangle lightness t^*

%Gamut
 $u^*_{rel} = 88$
 %Regularity
 $g^*_{H,rel} = 31$
 $g^*_{C,rel} = 39$

FRS12_95a; adapted (a) CIELAB data							
	u^*_e	$L^*=L^*_a$	a^*_a	b^*_a	$C^*_{ab,a}$	$h^*_{ab,a}$	u^*_d
r00j	44.18	56.95	27.14	63.08	25	m81o	
r25j	47.38	49.13	44.53	66.31	42	o10y	
r50j	57.76	35.24	58.41	68.22	59	o40y	
r75j	69.81	19.13	74.52	76.94	76	o69y	
j00g	87.06	-3.94	97.58	97.66	92	o98y	
j25g	72.25	-26.89	74.73	79.42	110	y34l	
j50g	60.82	-43.48	57.15	71.81	127	y69l	
j75g	52.51	-54.15	38.27	66.31	145	l03c	
g00b	55.08	-44.06	14.13	46.27	162	l23c	
g25b	57.22	-35.64	-6.03	36.15	190	l55c	
g50b	58.9	-29.03	-21.86	36.34	217	l87c	
g75b	54.42	-15.48	-32.25	35.77	244	c20c	
b00r	46.36	1.15	-37.88	37.9	272	c53v	
b25r	33.76	27.14	-46.69	54.01	300	c87v	
b50r	38.71	61.92	-37.78	72.54	329	v67m	
b75r	45.08	64.27	-3.32	64.36	357	m33o	

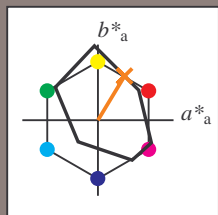


See for similar files: <http://www.ps.bam.de/Fe65/>; www.ps.bam.de/Fe.HTM
 Technical information: <http://www.ps.bam.de> Version 2.1, io=1,1, ColSpx=0

BAM registration: 20081001-Fe65/10L/L65e00NP.PDF/ .PS BAM material: code=rhadata
 application for evaluation and measurement of printer or monitor systems

Input and output: Colorimetric Printer Reflective System FRS12_95a, L*=20_95 for relative CIELAB hue $h^* = lab^*h^* = h_{ab}/360 = 0.164$

data for any colour:
 lab^*tch^* and lab^*icu^*
 Hue texts:
 $u^*_e = r50j$ $u^*_d = o40y$
 contrast reduction factor:
 $c_R = 0.9$
 triangle lightness t^*



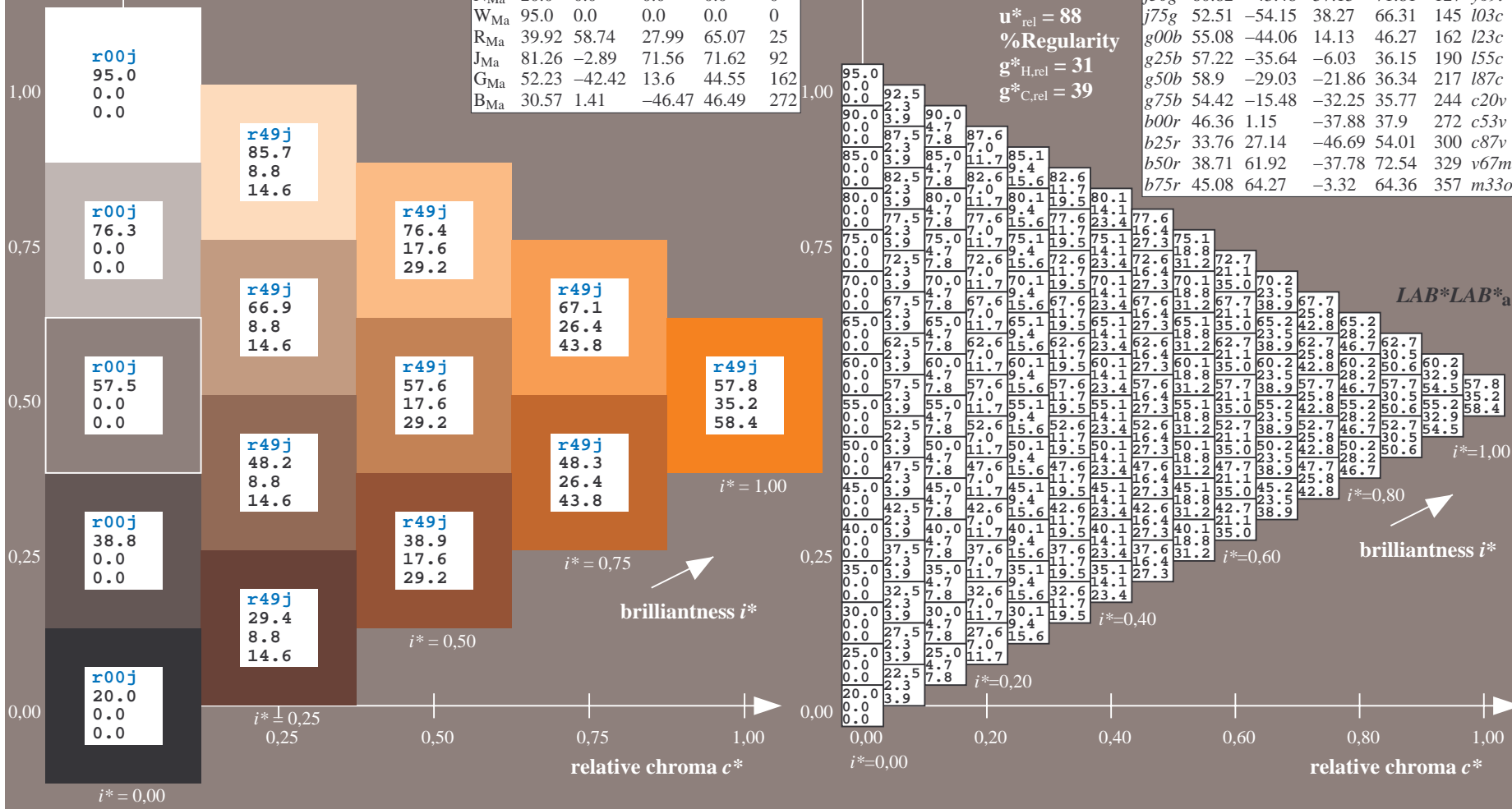
FRS12_95a; adapted (a) CIELAB data						
	u^*_e	$L^*=L^*_a$	a^*_a	b^*_a	$C^*_{ab,a}$	$h^*_{ab,a}$
O _{Ma}	43.8	53.91	39.75	66.98	36	
Y _{Ma}	87.58	-4.65	98.29	98.4	93	
L _{Ma}	51.95	-56.34	43.53	71.2	142	
C _{Ma}	59.62	-26.2	-28.62	38.8	228	
V _{Ma}	25.01	45.2	-52.8	69.51	311	
M _{Ma}	45.88	70.67	-29.93	76.75	337	
N _{Ma}	20.0	0.0	0.0	0.0	0	
W _{Ma}	95.0	0.0	0.0	0.0	0	
R _{Ma}	39.92	58.74	27.99	65.07	25	
J _{Ma}	81.26	-2.89	71.56	71.62	92	
G _{Ma}	52.23	-42.42	13.6	44.55	162	
B _{Ma}	30.57	1.41	-46.47	46.49	272	

Data for maximum colour (Ma):

$LAB^*LAB^*_Ma$: 58 35 58
 $LAB^*LCH^*_Ma$: 58 68 58
 $lab^*rgb^*_Ma$: 1.0 0.5 0.0
 $lab^*olv^*_Ma$: 1.0 0.4 0.0

FRS12_95a; adapted (a) CIELAB data							
	u^*_e	$L^*=L^*_a$	a^*_a	b^*_a	$C^*_{ab,a}$	$h^*_{ab,a}$	u^*_d
r00j	44.18	56.95	27.14	63.08	25	m81o	
r25j	47.38	49.13	44.53	66.31	42	o10y	
r50j	57.76	35.24	58.41	68.22	59	o40y	
r75j	69.81	19.13	74.52	76.94	76	o69y	
j00g	87.06	-3.94	97.58	97.66	92	o98y	
j25g	72.25	-26.89	74.73	79.42	110	y34l	
j50g	60.82	-43.48	57.15	71.81	127	y69l	
j75g	52.51	-54.15	38.27	66.31	145	l03c	
g00b	55.08	-44.06	14.13	46.27	162	l23c	
g25b	57.22	-35.64	-6.03	36.15	190	l55c	
g50b	58.9	-29.03	-21.86	36.34	217	l87c	
g75b	54.42	-15.48	-32.25	35.77	244	c20c	
b00r	46.36	1.15	-37.88	37.9	272	c53v	
b25r	33.76	27.14	-46.69	54.01	300	c87v	
b50r	38.71	61.92	-37.78	72.54	329	v67m	
b75r	45.08	64.27	-3.32	64.36	357	m33o	

triangle lightness t^*
 %Gamut
 $u^*_{rel} = 88$
 %Regularity
 $g^*_{H,rel} = 31$
 $g^*_{C,rel} = 39$

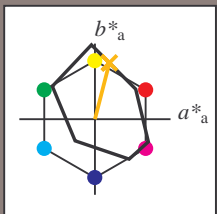


See for similar files: <http://www.ps.bam.de/Fe65/>; <http://www.ps.bam.de/Version2.1,io=1,1,Colspx=0>
 Technical information: <http://www.ps.bam.de>

BAM registration: 20081001-Fe65/10L/L65e00NP.PDF/ .PS
 application for evaluation and measurement of printer or monitor systems
 BAM material: code=rhadata

Input and output: Colorimetric Printer Reflective System FRS12_95a, L*=20_95 for relative CIELAB hue $h^* = lab^*h^* = h_{ab}/360 = 0.21$
 data for any colour:

lab^*tch^* and lab^*icu^*
 Hue texts:
 $u^*_e = r75j$ $u^*_d = o69y$
 contrast reduction factor:
 $c_R = 0.9$
 triangle lightness t^*



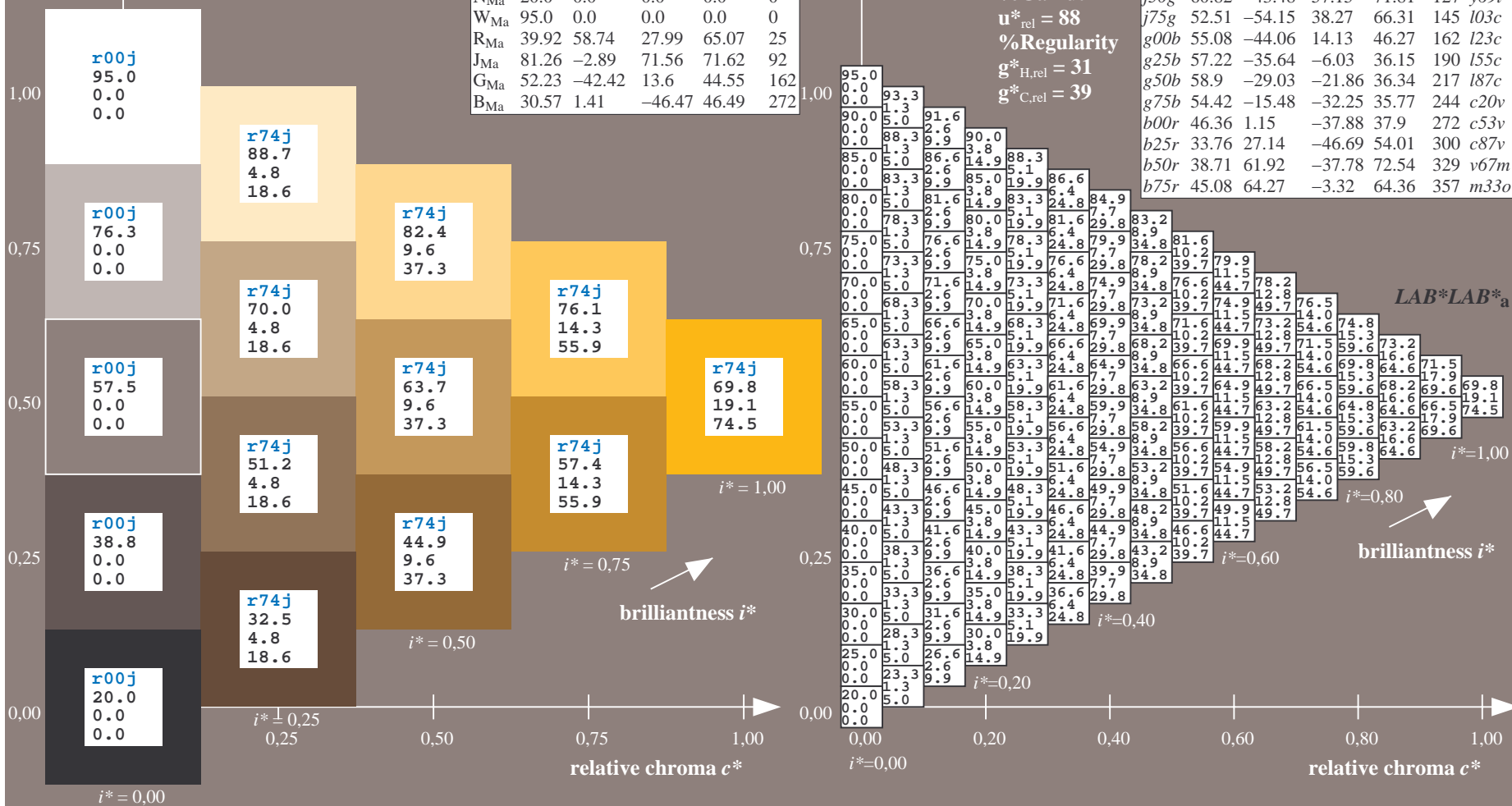
FRS12_95a; adapted (a) CIELAB data						
	u^*_e	$L^*=L^*_a$	a^*_a	b^*_a	$C^*_{ab,a}$	$h^*_{ab,a}$
O _{Ma}	43.8	53.91	39.75	66.98	36	
Y _{Ma}	87.58	-4.65	98.29	98.4	93	
L _{Ma}	51.95	-56.34	43.53	71.2	142	
C _{Ma}	59.62	-26.2	-28.62	38.8	228	
V _{Ma}	25.01	45.2	-52.8	69.51	311	
M _{Ma}	45.88	70.67	-29.93	76.75	337	
N _{Ma}	20.0	0.0	0.0	0.0	0	
W _{Ma}	95.0	0.0	0.0	0.0	0	
R _{Ma}	39.92	58.74	27.99	65.07	25	
J _{Ma}	81.26	-2.89	71.56	71.62	92	
G _{Ma}	52.23	-42.42	13.6	44.55	162	
B _{Ma}	30.57	1.41	-46.47	46.49	272	

Data for maximum colour (Ma):

$LAB^*LAB^*_Ma: 70\ 19\ 75$
 $LAB^*LCH^*_Ma: 70\ 77\ 75$
 $lab^*rgb^*_Ma: 1.0\ 0.75\ 0.0$
 $lab^*olv^*_Ma: 1.0\ 0.7\ 0.0$
 triangle lightness t^*

FRS12_95a; adapted (a) CIELAB data							
	u^*_e	$L^*=L^*_a$	a^*_a	b^*_a	$C^*_{ab,a}$	$h^*_{ab,a}$	u^*_d
r00j	44.18	56.95	27.14	63.08	25	m81o	
r25j	47.38	49.13	44.53	66.31	42	o10y	
r50j	57.76	35.24	58.41	68.22	59	o40y	
r75j	69.81	19.13	74.52	76.94	76	o69y	
j00g	87.06	-3.94	97.58	97.66	92	o98y	
j25g	72.25	-26.89	74.73	79.42	110	y34l	
j50g	60.82	-43.48	57.15	71.81	127	y69l	
j75g	52.51	-54.15	38.27	66.31	145	l03c	
g00b	55.08	-44.06	14.13	46.27	162	l23c	
g25b	57.22	-35.64	-6.03	36.15	190	l55c	
g50b	58.9	-29.03	-21.86	36.34	217	l87c	
g75b	54.42	-15.48	-32.25	35.77	244	c20c	
b00r	46.36	1.15	-37.88	37.9	272	c53v	
b25r	33.76	27.14	-46.69	54.01	300	c87v	
b50r	38.71	61.92	-37.78	72.54	329	v67m	
b75r	45.08	64.27	-3.32	64.36	357	m33o	

%Gamut
 $u^*_{rel} = 88$
 %Regularity
 $g^*_{H,rel} = 31$
 $g^*_{C,rel} = 39$

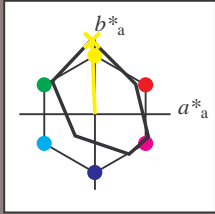


See for similar files: <http://www.ps.bam.de/Fe65/>; www.ps.bam.de/Version 2.1, io=1,1, ColSpx=0
 Technical information: <http://www.ps.bam.de>

BAM registration: 20081001-Fe65/10L/L65e00NP.PDF/ .PS
 application for evaluation and measurement of printer or monitor systems
 BAM material: code=rhadata

Input and output: Colorimetric Printer Reflective System FRS12_95a, L*=20_95 for relative CIELAB hue $h^* = lab^*h^* = h_{ab}^*/360 = 0.256$
 data for any colour:
 lab^*tch^* and lab^*icu^*

Hue texts:
 $u^*_e = j00g$ $u^*_d = o98y$
 contrast reduction factor:
 $c_R = 0.9$
 triangle lightness t^*



FRS12_95a; adapted (a) CIELAB data						
	u^*_e	$L^*=L^*_a$	a^*_a	b^*_a	$C^*_{ab,a}$	$h^*_{ab,a}$
O _{Ma}	43.8	53.91	39.75	66.98	36	
Y _{Ma}	87.58	-4.65	98.29	98.4	93	
L _{Ma}	51.95	-56.34	43.53	71.2	142	
C _{Ma}	59.62	-26.2	-28.62	38.8	228	
V _{Ma}	25.01	45.2	-52.8	69.51	311	
M _{Ma}	45.88	70.67	-29.93	76.75	337	
N _{Ma}	20.0	0.0	0.0	0.0	0	
W _{Ma}	95.0	0.0	0.0	0.0	0	
R _{Ma}	39.92	58.74	27.99	65.07	25	
J _{Ma}	81.26	-2.89	71.56	71.62	92	
G _{Ma}	52.23	-42.42	13.6	44.55	162	
B _{Ma}	30.57	1.41	-46.47	46.49	272	

Data for maximum colour (Ma):

$LAB^*LAB^*_Ma: 87 -4 98$

$LAB^*LCH^*_Ma: 87 98 92$

$lab^*rgb^*_Ma: 1.0 1.0 0.0$

$lab^*olv^*_Ma: 1.0 0.99 0.0$

triangle lightness t^*

%Gamut

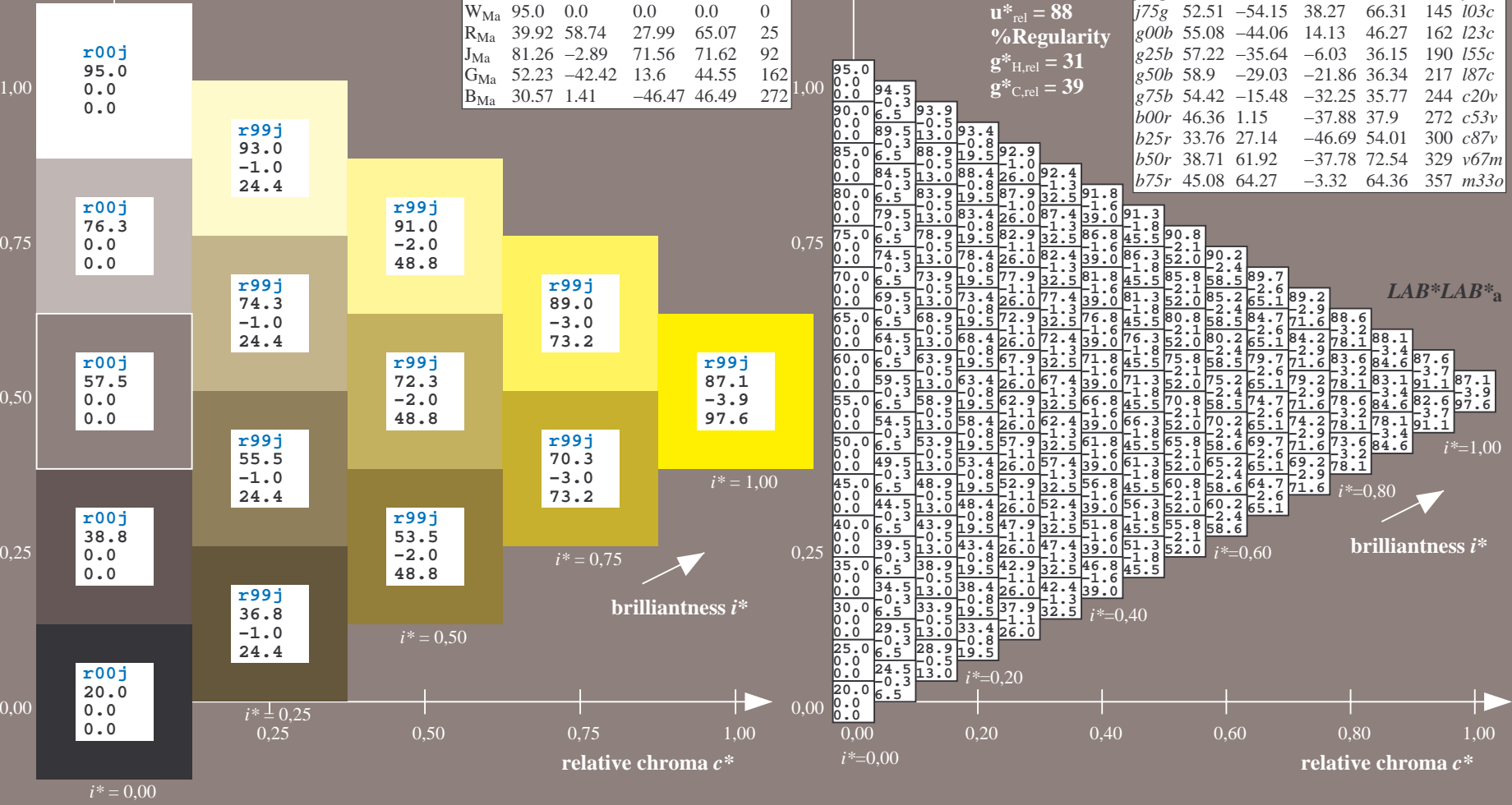
$u^*_{rel} = 88$

%Regularity

$g^*_{H,rel} = 31$

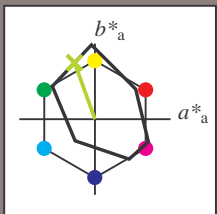
$g^*_{C,rel} = 39$

FRS12_95a; adapted (a) CIELAB data							
	u^*_e	$L^*=L^*_a$	a^*_a	b^*_a	$C^*_{ab,a}$	$h^*_{ab,a}$	u^*_d
r00j	44.18	56.95	27.14	63.08	25	m81o	
r25j	47.38	49.13	44.53	66.31	42	o10y	
r50j	57.76	35.24	58.41	68.22	59	o40y	
r75j	69.81	19.13	74.52	76.94	76	o69y	
j00g	87.06	-3.94	97.58	97.66	92	o98y	
j25g	72.25	-26.89	74.73	79.42	110	y34l	
j50g	60.82	-43.48	57.15	71.81	127	y69l	
j75g	52.51	-54.15	38.27	66.31	145	l03c	
g00b	55.08	-44.06	14.13	46.27	162	l23c	
g25b	57.22	-35.64	-6.03	36.15	190	l55c	
g50b	58.9	-29.03	-21.86	36.34	217	l87c	
g75b	54.42	-15.48	-32.25	35.77	244	c20v	
b00r	46.36	1.15	-37.88	37.9	272	c53v	
b25r	33.76	27.14	-46.69	54.01	300	c87v	
b50r	38.71	61.92	-37.78	72.54	329	v67m	
b75r	45.08	64.27	-3.32	64.36	357	m33o	



Input and output: Colorimetric Printer Reflective System FRS12_95a, L*=20_95 for relative CIELAB hue $h^* = lab^*h^* = h_{ab}^*/360 = 0.305$
 data for any colour:

lab^*tch^* and lab^*icu^*
 Hue texts:
 $u^*_e = j25g$ $u^*_d = y34l$
 contrast reduction factor:
 $c_R = 0.9$
 triangle lightness t^*



FRS12_95a; adapted (a) CIELAB data						
	u^*_e	$L^*=L^*_a$	a^*_a	b^*_a	$C^*_{ab,a}$	$h^*_{ab,a}$
O _{Ma}	43.8	53.91	39.75	66.98	36	
Y _{Ma}	87.58	-4.65	98.29	98.4	93	
L _{Ma}	51.95	-56.34	43.53	71.2	142	
C _{Ma}	59.62	-26.2	-28.62	38.8	228	
V _{Ma}	25.01	45.2	-52.8	69.51	311	
M _{Ma}	45.88	70.67	-29.93	76.75	337	
N _{Ma}	20.0	0.0	0.0	0.0	0	
W _{Ma}	95.0	0.0	0.0	0.0	0	
R _{Ma}	39.92	58.74	27.99	65.07	25	
J _{Ma}	81.26	-2.89	71.56	71.62	92	
G _{Ma}	52.23	-42.42	13.6	44.55	162	
B _{Ma}	30.57	1.41	-46.47	46.49	272	

Data for maximum colour (Ma):

$LAB^*LAB^*_Ma: 72 -27 75$

$LAB^*LCH^*_Ma: 72 79 109$

$lab^*rgb^*_Ma: 0.75 1.0 0.0$

$lab^*olv^*_Ma: 0.66 1.0 0.0$

triangle lightness t^*

%Gamut

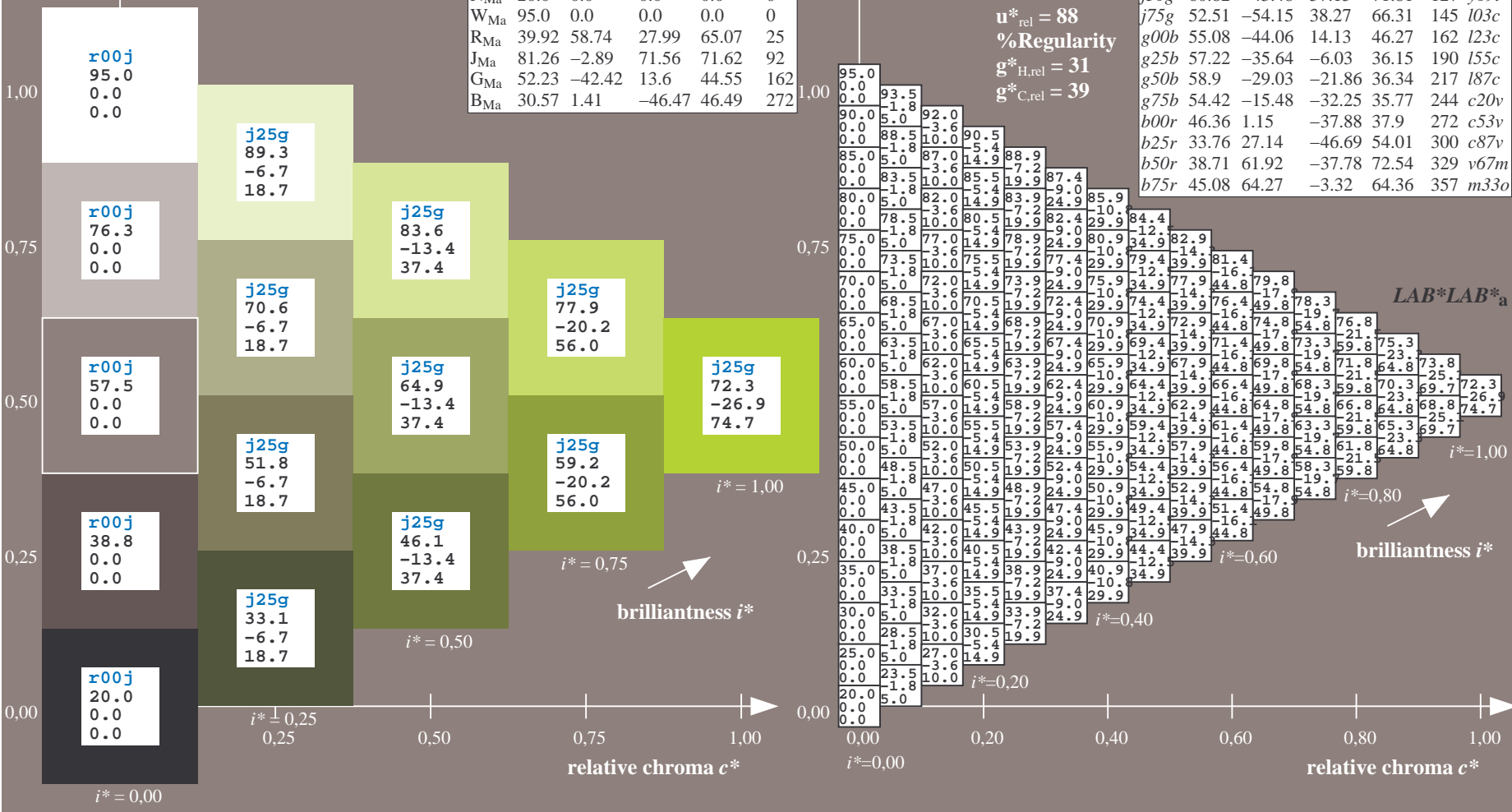
$u^*_{rel} = 88$

%Regularity

$g^*_{H,rel} = 31$

$g^*_{C,rel} = 39$

FRS12_95a; adapted (a) CIELAB data							
	u^*_e	$L^*=L^*_a$	a^*_a	b^*_a	$C^*_{ab,a}$	$h^*_{ab,a}$	u^*_d
r00j	44.18	56.95	27.14	63.08	25	m81o	
r25j	47.38	49.13	44.53	66.31	42	o10y	
r50j	57.76	35.24	58.41	68.22	59	o40y	
r75j	69.81	19.13	74.52	76.94	76	o69y	
j00g	87.06	-3.94	97.58	97.66	92	o98y	
j25g	72.25	-26.89	74.73	79.42	110	y34l	
j50g	60.82	-43.48	57.15	71.81	127	y69l	
j75g	52.51	-54.15	38.27	66.31	145	l03c	
g00b	55.08	-44.06	14.13	46.27	162	l23c	
g25b	57.22	-35.64	-6.03	36.15	190	l55c	
g50b	58.9	-29.03	-21.86	36.34	217	l87c	
g75b	54.42	-15.48	-32.25	35.77	244	c20v	
b00r	46.36	1.15	-37.88	37.9	272	c53v	
b25r	33.76	27.14	-46.69	54.01	300	c87v	
b50r	38.71	61.92	-37.78	72.54	329	v67m	
b75r	45.08	64.27	-3.32	64.36	357	m33o	

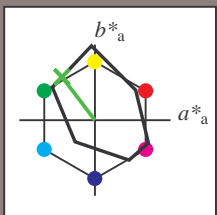


See for similar files: <http://www.ps.bam.de/Fe65/>; www.ps.bam.de/Fe.HTM
 Technical information: <http://www.ps.bam.de> Version 2.1, io=1,1, ColSpX=0

BAM registration: 20081001-Fe65/10L/L65e00NP.PDF/ .PS BAM material: code=rhadata
 application for evaluation and measurement of printer or monitor systems

Input and output: Colorimetric Printer Reflective System FRS12_95a, L*=20_95 for relative CIELAB hue $h^* = lab^*h^* = h_{ab}/360 = 0.354$

data for any colour:
 lab^*tch^* and lab^*icu^*
 Hue texts:
 $u^*_e = j50g$ $u^*_d = y69l$
 contrast reduction factor:
 $c_R = 0.9$
 triangle lightness t^*



FRS12_95a; adapted (a) CIELAB data						
	u^*_e	$L^*=L^*_a$	a^*_a	b^*_a	$C^*_{ab,a}$	$h^*_{ab,a}$
O _{Ma}	43.8	53.91	39.75	66.98	36	
Y _{Ma}	87.58	-4.65	98.29	98.4	93	
L _{Ma}	51.95	-56.34	43.53	71.2	142	
C _{Ma}	59.62	-26.2	-28.62	38.8	228	
V _{Ma}	25.01	45.2	-52.8	69.51	311	
M _{Ma}	45.88	70.67	-29.93	76.75	337	
N _{Ma}	20.0	0.0	0.0	0.0	0	
W _{Ma}	95.0	0.0	0.0	0.0	0	
R _{Ma}	39.92	58.74	27.99	65.07	25	
J _{Ma}	81.26	-2.89	71.56	71.62	92	
G _{Ma}	52.23	-42.42	13.6	44.55	162	
B _{Ma}	30.57	1.41	-46.47	46.49	272	

Data for maximum colour (Ma):

$LAB^*LAB^*_Ma$: 61 -43 57

$LAB^*LCH^*_Ma$: 61 72 127

$lab^*rgb^*_Ma$: 0.5 1.0 0.0

$lab^*olv^*_Ma$: 0.3 1.0 0.0

triangle lightness t^*

%Gamut

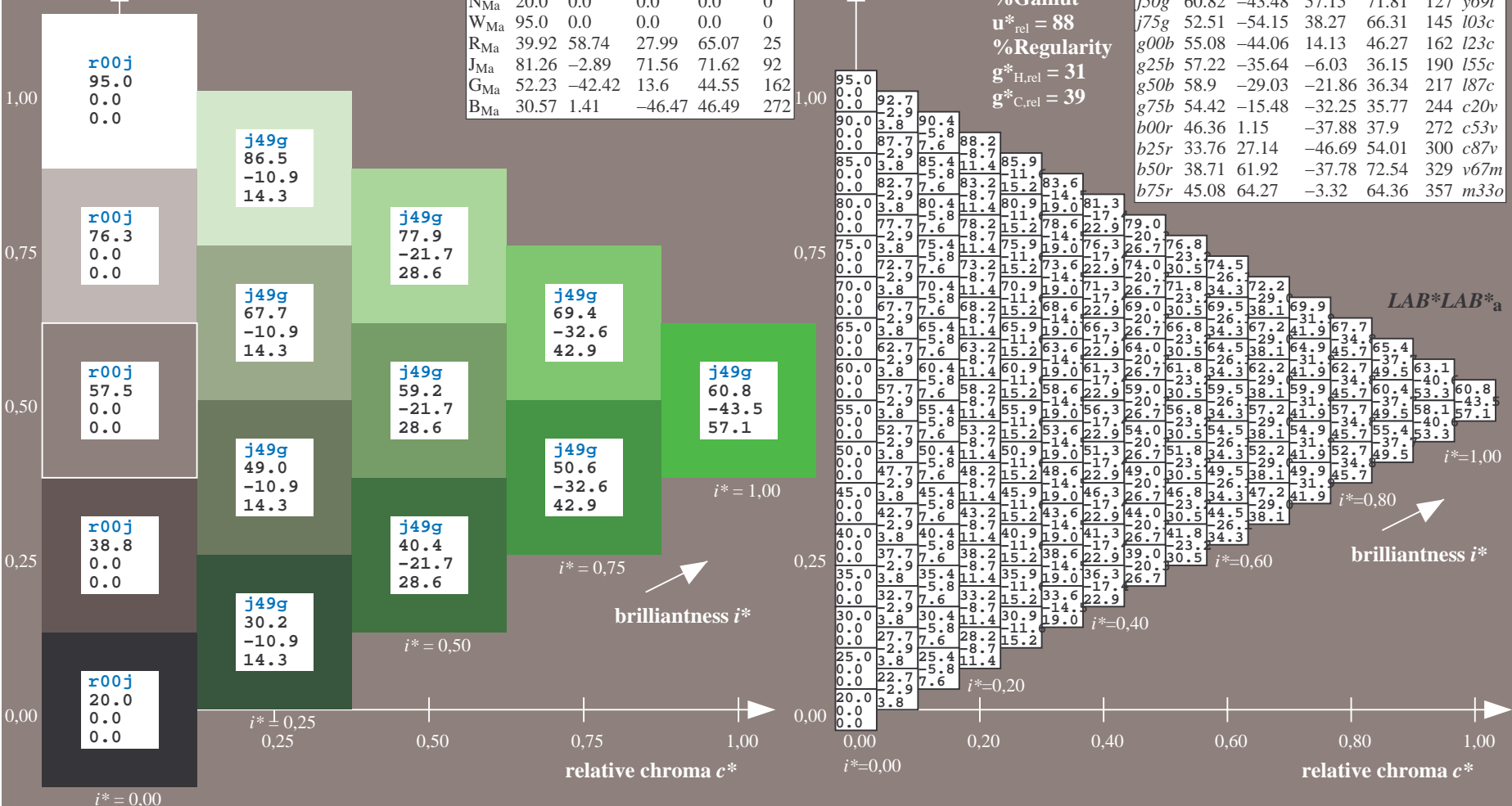
$u^*_{rel} = 88$

%Regularity

$g^*_{H,rel} = 31$

$g^*_{C,rel} = 39$

FRS12_95a; adapted (a) CIELAB data							
	u^*_e	$L^*=L^*_a$	a^*_a	b^*_a	$C^*_{ab,a}$	$h^*_{ab,a}$	u^*_d
r00j	44.18	56.95	27.14	63.08	25	m81o	
r25j	47.38	49.13	44.53	66.31	42	o10y	
r50j	57.76	35.24	58.41	68.22	59	o40y	
r75j	69.81	19.13	74.52	76.94	76	o69y	
j00g	87.06	-3.94	97.58	97.66	92	o98y	
j25g	72.25	-26.89	74.73	79.42	110	y34l	
j50g	60.82	-43.48	57.15	71.81	127	y69l	
j75g	52.51	-54.15	38.27	66.31	145	l03c	
g00b	55.08	-44.06	14.13	46.27	162	l23c	
g25b	57.22	-35.64	-6.03	36.15	190	l55c	
g50b	58.9	-29.03	-21.86	36.34	217	l87c	
g75b	54.42	-15.48	-32.25	35.77	244	c20c	
b00r	46.36	1.15	-37.88	37.9	272	c53v	
b25r	33.76	27.14	-46.69	54.01	300	c87v	
b50r	38.71	61.92	-37.78	72.54	329	v67m	
b75r	45.08	64.27	-3.32	64.36	357	m33o	

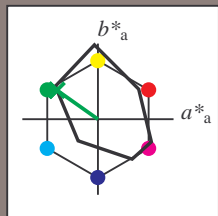


See for similar files: <http://www.ps.bam.de/Fe65/>; www.ps.bam.de/Version 2.1, io=1,1, ColSpX=0
 Technical information: <http://www.ps.bam.de>

BAM registration: 20081001-Fe65/10L/L65e00NP.PDF/ .PS
 application for evaluation and measurement of printer or monitor systems
 BAM material: code=rh4ta

Input and output: Colorimetric Printer Reflective System FRS12_95a, L*=20_95 for relative CIELAB hue $h^* = lab^*h^* = h_{ab}/360 = 0.402$
 data for any colour:
 lab^*tch^* and lab^*icu^*

Hue texts:
 $u^*_e = j75g$ $u^*_d = i03c$
 contrast reduction factor:
 $c_R = 0.9$
 triangle lightness t^*



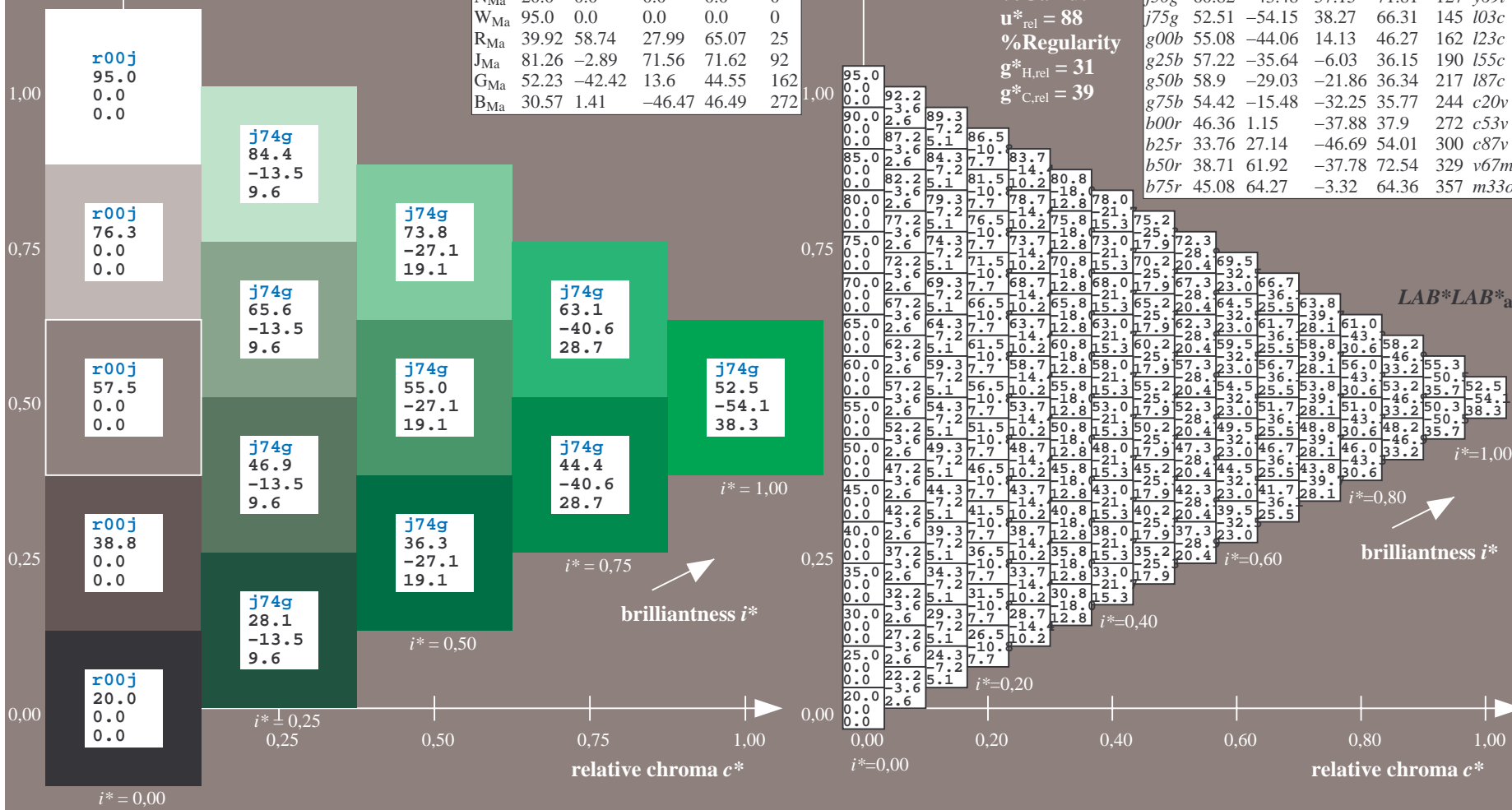
FRS12_95a; adapted (a) CIELAB data						
	u^*_e	$L^*=L^*_a$	a^*_a	b^*_a	$C^*_{ab,a}$	$h^*_{ab,a}$
O _{Ma}	43.8	53.91	39.75	66.98	36	
Y _{Ma}	87.58	-4.65	98.29	98.4	93	
L _{Ma}	51.95	-56.34	43.53	71.2	142	
C _{Ma}	59.62	-26.2	-28.62	38.8	228	
V _{Ma}	25.01	45.2	-52.8	69.51	311	
M _{Ma}	45.88	70.67	-29.93	76.75	337	
N _{Ma}	20.0	0.0	0.0	0.0	0	
W _{Ma}	95.0	0.0	0.0	0.0	0	
R _{Ma}	39.92	58.74	27.99	65.07	25	
J _{Ma}	81.26	-2.89	71.56	71.62	92	
G _{Ma}	52.23	-42.42	13.6	44.55	162	
B _{Ma}	30.57	1.41	-46.47	46.49	272	

Data for maximum colour (Ma):

$LAB^*LAB^*_Ma$: 53 -54 38
 $LAB^*LCH^*_Ma$: 53 66 144
 $lab^*rgb^*_Ma$: 0.25 1.0 0.0
 $lab^*olv^*_Ma$: 0.0 1.0 0.03

FRS12_95a; adapted (a) CIELAB data							
	u^*_e	$L^*=L^*_a$	a^*_a	b^*_a	$C^*_{ab,a}$	$h^*_{ab,a}$	u^*_d
r00j	44.18	56.95	27.14	63.08	25	m81o	
r25j	47.38	49.13	44.53	66.31	42	o10y	
r50j	57.76	35.24	58.41	68.22	59	o40y	
r75j	69.81	19.13	74.52	76.94	76	o69y	
j00g	87.06	-3.94	97.58	97.66	92	o98y	
j25g	72.25	-26.89	74.73	79.42	110	y34l	
j50g	60.82	-43.48	57.15	71.81	127	y69l	
j75g	52.51	-54.15	38.27	66.31	145	i03c	
g00b	55.08	-44.06	14.13	46.27	162	i23c	
g25b	57.22	-35.64	-6.03	36.15	190	i55c	
g50b	58.9	-29.03	-21.86	36.34	217	i87c	
g75b	54.42	-15.48	-32.25	35.77	244	c20v	
b00r	46.36	1.15	-37.88	37.9	272	c53v	
b25r	33.76	27.14	-46.69	54.01	300	c87v	
b50r	38.71	61.92	-37.78	72.54	329	v67m	
b75r	45.08	64.27	-3.32	64.36	357	m33o	

triangle lightness t^*
 %Gamut
 $u^*_{rel} = 88$
 %Regularity
 $g^*_{H,rel} = 31$
 $g^*_{C,rel} = 39$

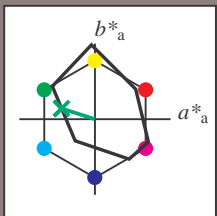


See for similar files: <http://www.ps.bam.de/Fe65/>; [www.ps.bam.de/Version 2.1, io=1,1, ColSpX=0](http://www.ps.bam.de/Version2.1,io=1,1,ColSpX=0)
 Technical information: <http://www.ps.bam.de>

BAM registration: 20081001-Fe65/10L/L65e00NP.PDF/ .PS
 application for evaluation and measurement of printer or monitor systems
 BAM material: code=rhadata

Input and output: Colorimetric Printer Reflective System FRS12_95a, L*=20_95 for relative CIELAB hue $h^* = lab^*h^* = h_{ab}/360 = 0.451$
 data for any colour:
 lab^*tch^* and lab^*icu^*

Hue texts:
 $u^*_e = g00b$ $u^*_d = l23c$
 contrast reduction factor:
 $c_R = 0.9$
 triangle lightness t^*



FRS12_95a; adapted (a) CIELAB data						
	u^*_e	$L^*=L^*_a$	a^*_a	b^*_a	$C^*_{ab,a}$	$h^*_{ab,a}$
O _{Ma}	43.8	53.91	39.75	66.98	36	
Y _{Ma}	87.58	-4.65	98.29	98.4	93	
L _{Ma}	51.95	-56.34	43.53	71.2	142	
C _{Ma}	59.62	-26.2	-28.62	38.8	228	
V _{Ma}	25.01	45.2	-52.8	69.51	311	
M _{Ma}	45.88	70.67	-29.93	76.75	337	
N _{Ma}	20.0	0.0	0.0	0.0	0	
W _{Ma}	95.0	0.0	0.0	0.0	0	
R _{Ma}	39.92	58.74	27.99	65.07	25	
J _{Ma}	81.26	-2.89	71.56	71.62	92	
G _{Ma}	52.23	-42.42	13.6	44.55	162	
B _{Ma}	30.57	1.41	-46.47	46.49	272	

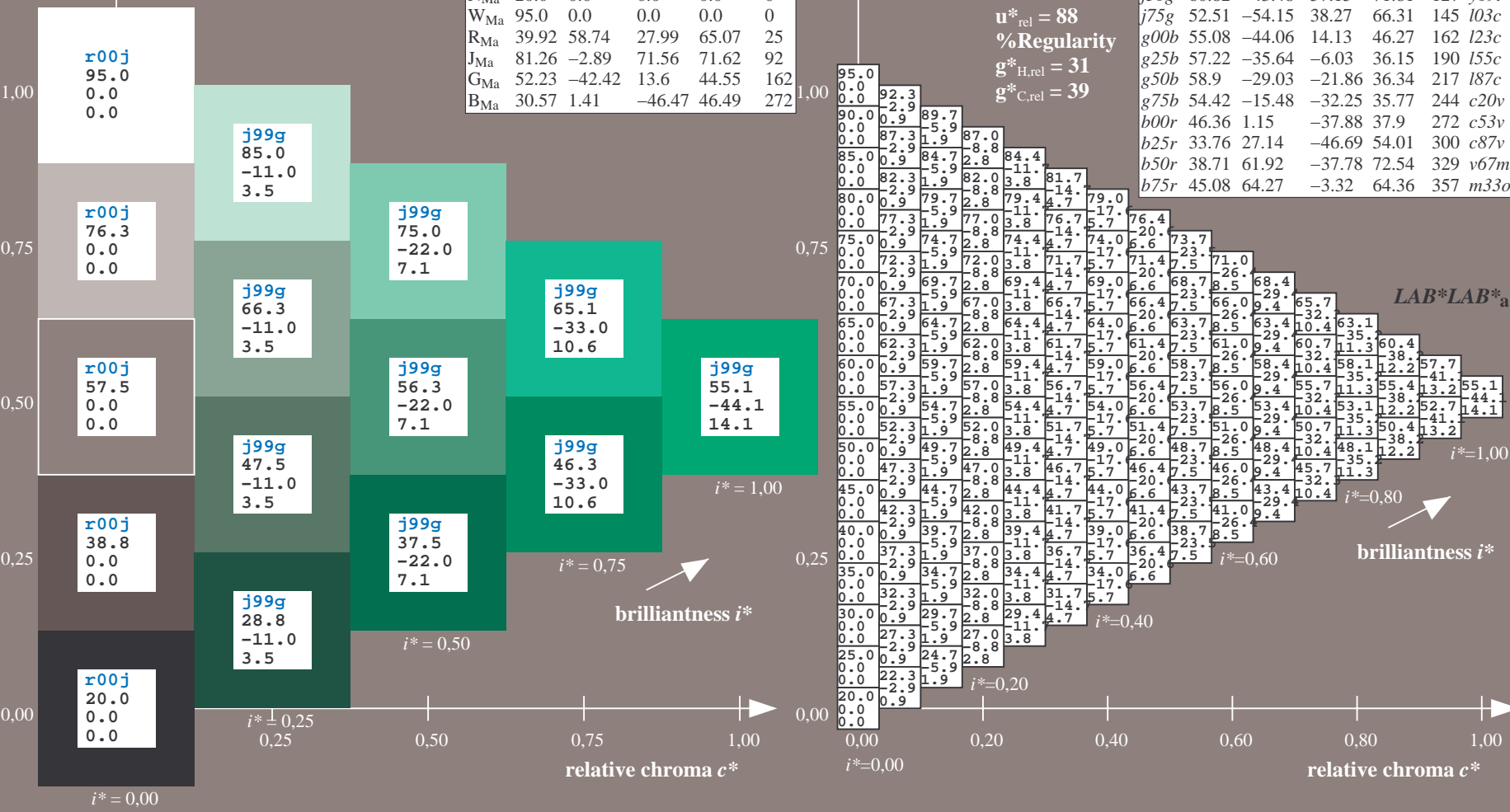
Data for maximum colour (Ma):

$LAB^*LAB^*_Ma: 55 -44 14$
 $LAB^*LCH^*_Ma: 55 46 162$
 $lab^*rgb^*_Ma: 0.0 1.0 0.0$
 $lab^*olv^*_Ma: 0.0 1.0 0.23$

triangle lightness t^*

%Gamut
 $u^*_{rel} = 88$
 %Regularity
 $g^*_{H,rel} = 31$
 $g^*_{C,rel} = 39$

FRS12_95a; adapted (a) CIELAB data							
	u^*_e	$L^*=L^*_a$	a^*_a	b^*_a	$C^*_{ab,a}$	$h^*_{ab,a}$	u^*_d
r00j	44.18	56.95	27.14	63.08	25	m81o	
r25j	47.38	49.13	44.53	66.31	42	o10y	
r50j	57.76	35.24	58.41	68.22	59	o40y	
r75j	69.81	19.13	74.52	76.94	76	o69y	
j00g	87.06	-3.94	97.58	97.66	92	o98y	
j25g	72.25	-26.89	74.73	79.42	110	y34l	
j50g	60.82	-43.48	57.15	71.81	127	y69l	
j75g	52.51	-54.15	38.27	66.31	145	l03c	
g00b	55.08	-44.06	14.13	46.27	162	l23c	
g25b	57.22	-35.64	-6.03	36.15	190	l55c	
g50b	58.9	-29.03	-21.86	36.34	217	l87c	
g75b	54.42	-15.48	-32.25	35.77	244	c20v	
b00r	46.36	1.15	-37.88	37.9	272	c53v	
b25r	33.76	27.14	-46.69	54.01	300	c87v	
b50r	38.71	61.92	-37.78	72.54	329	v67m	
b75r	45.08	64.27	-3.32	64.36	357	m33o	

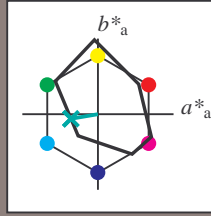


See for similar files: <http://www.ps.bam.de/Fe65/>; www.ps.bam.de/Fe.HTM
 Technical information: <http://www.ps.bam.de> Version 2.1, io=1,1, ColSpX=0

BAM registration: 20081001-Fe65/10L/L65e00NP.PDF/ .PS BAM material: code=rh4ta
 application for evaluation and measurement of printer or monitor systems

Input and output: Colorimetric Printer Reflective System FRS12_95a, L*=20_95 for relative CIELAB hue $h^* = lab^*h^* = h_{ab}^*/360 = 0.527$
 data for any colour:
 lab^*tch^* and lab^*icu^*

Hue texts:
 $u^*_e = g25b$ $u^*_d = l55c$
 contrast reduction factor:
 $c_R = 0.9$
 triangle lightness t^*



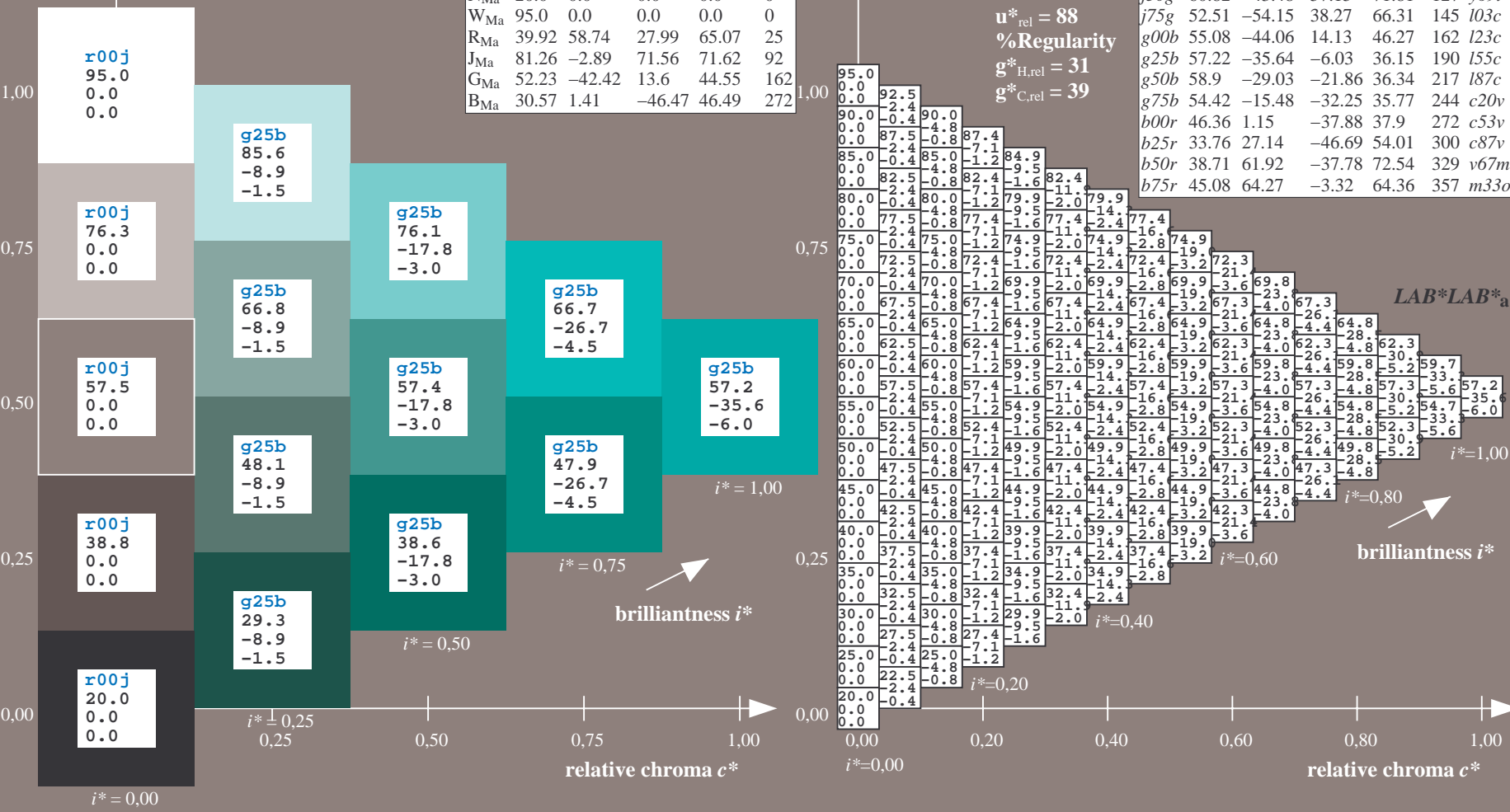
FRS12_95a; adapted (a) CIELAB data						
	u^*_e	$L^*=L^*_a$	a^*_a	b^*_a	$C^*_{ab,a}$	$h^*_{ab,a}$
O _{Ma}	43.8	53.91	39.75	66.98	36	
Y _{Ma}	87.58	-4.65	98.29	98.4	93	
L _{Ma}	51.95	-56.34	43.53	71.2	142	
C _{Ma}	59.62	-26.2	-28.62	38.8	228	
V _{Ma}	25.01	45.2	-52.8	69.51	311	
M _{Ma}	45.88	70.67	-29.93	76.75	337	
N _{Ma}	20.0	0.0	0.0	0.0	0	
W _{Ma}	95.0	0.0	0.0	0.0	0	
R _{Ma}	39.92	58.74	27.99	65.07	25	
J _{Ma}	81.26	-2.89	71.56	71.62	92	
G _{Ma}	52.23	-42.42	13.6	44.55	162	
B _{Ma}	30.57	1.41	-46.47	46.49	272	

Data for maximum colour (Ma):

$LAB^*LAB^*_{Ma}: 57 -36 -6$
 $LAB^*LCH^*_{Ma}: 57 36 189$
 $lab^*rgb^*_{Ma}: 0.0 1.0 0.5$
 $lab^*olv^*_{Ma}: 0.0 1.0 0.55$

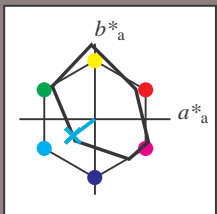
FRS12_95a; adapted (a) CIELAB data							
	u^*_e	$L^*=L^*_a$	a^*_a	b^*_a	$C^*_{ab,a}$	$h^*_{ab,a}$	u^*_d
r00j	44.18	56.95	27.14	63.08	25	m81o	
r25j	47.38	49.13	44.53	66.31	42	o10y	
r50j	57.76	35.24	58.41	68.22	59	o40y	
r75j	69.81	19.13	74.52	76.94	76	o69y	
j00g	87.06	-3.94	97.58	97.66	92	o98y	
j25g	72.25	-26.89	74.73	79.42	110	y34l	
j50g	60.82	-43.48	57.15	71.81	127	y69l	
j75g	52.51	-54.15	38.27	66.31	145	l03c	
g00b	55.08	-44.06	14.13	46.27	162	l23c	
g25b	57.22	-35.64	-6.03	36.15	190	l55c	
g50b	58.9	-29.03	-21.86	36.34	217	l87c	
g75b	54.42	-15.48	-32.25	35.77	244	c20v	
b00r	46.36	1.15	-37.88	37.9	272	c53v	
b25r	33.76	27.14	-46.69	54.01	300	c87v	
b50r	38.71	61.92	-37.78	72.54	329	v67m	
b75r	45.08	64.27	-3.32	64.36	357	m33o	

triangle lightness t^*
 %Gamut
 $u^*_{rel} = 88$
 %Regularity
 $g^*_{H,rel} = 31$
 $g^*_{C,rel} = 39$



Input and output: Colorimetric Printer Reflective System FRS12_95a, L*=20_95 for relative CIELAB hue $h^* = lab^*h^* = h_{ab}/360 = 0.603$
 data for any colour:

lab^*tch^* and lab^*icu^*
 Hue texts:
 $u^*_e = g50b$ $u^*_d = 187c$
 contrast reduction factor:
 $c_R = 0.9$
 triangle lightness t^*



FRS12_95a; adapted (a) CIELAB data

	u^*_e	$L^*=L^*_a$	a^*_a	b^*_a	$C^*_{ab,a}$	$h^*_{ab,a}$
O _{Ma}	43.8	53.91	39.75	66.98	36	
Y _{Ma}	87.58	-4.65	98.29	98.4	93	
L _{Ma}	51.95	-56.34	43.53	71.2	142	
C _{Ma}	59.62	-26.2	-28.62	38.8	228	
V _{Ma}	25.01	45.2	-52.8	69.51	311	
M _{Ma}	45.88	70.67	-29.93	76.75	337	
N _{Ma}	20.0	0.0	0.0	0.0	0	
W _{Ma}	95.0	0.0	0.0	0.0	0	
R _{Ma}	39.92	58.74	27.99	65.07	25	
J _{Ma}	81.26	-2.89	71.56	71.62	92	
G _{Ma}	52.23	-42.42	13.6	44.55	162	
B _{Ma}	30.57	1.41	-46.47	46.49	272	

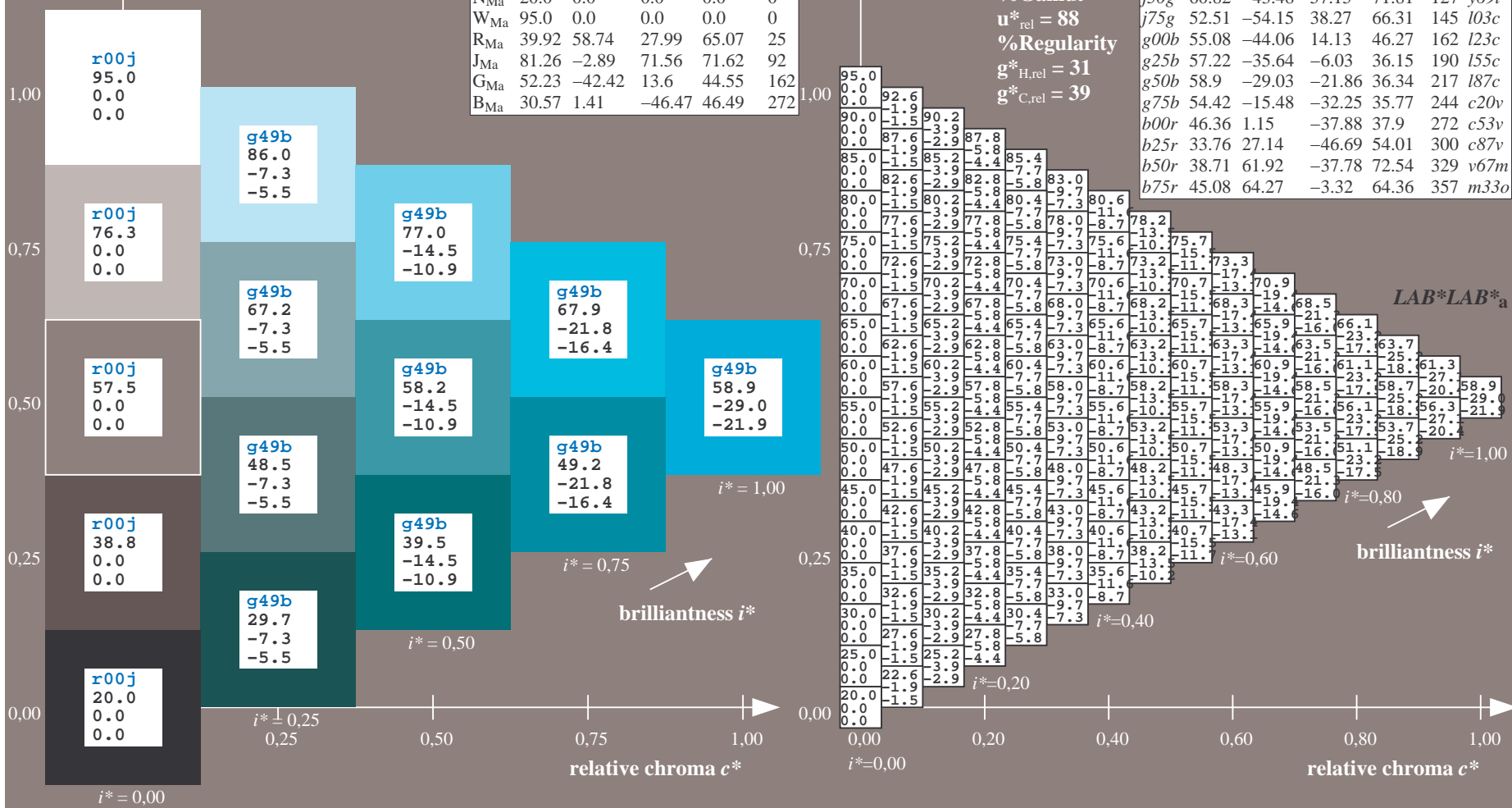
Data for maximum colour (Ma):

$LAB^*LAB^*_Ma$: 59 -29 -22
 $LAB^*LCH^*_Ma$: 59 36 216
 $lab^*rgb^*_Ma$: 0.0 1.0 1.0
 $lab^*olv^*_Ma$: 0.0 1.0 0.88
 triangle lightness t^*

FRS12_95a; adapted (a) CIELAB data

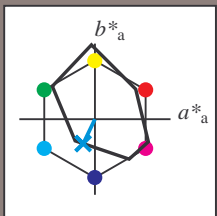
	u^*_e	$L^*=L^*_a$	a^*_a	b^*_a	$C^*_{ab,a}$	$h^*_{ab,a}$	u^*_d
r00j	44.18	56.95	27.14	63.08	25	m81o	
r25j	47.38	49.13	44.53	66.31	42	o10y	
r50j	57.76	35.24	58.41	68.22	59	o40y	
r75j	69.81	19.13	74.52	76.94	76	o69y	
j00g	87.06	-3.94	97.58	97.66	92	o98y	
j25g	72.25	-26.89	74.73	79.42	110	y34l	
j50g	60.82	-43.48	57.15	71.81	127	y69l	
j75g	52.51	-54.15	38.27	66.31	145	l03c	
g00b	55.08	-44.06	14.13	46.27	162	l23c	
g25b	57.22	-35.64	-6.03	36.15	190	l55c	
g50b	58.9	-29.03	-21.86	36.34	217	l87c	
g75b	54.42	-15.48	-32.25	35.77	242	c20c	
b00r	46.36	1.15	-37.88	37.9	272	c53v	
b25r	33.76	27.14	-46.69	54.01	300	c87v	
b50r	38.71	61.92	-37.78	72.54	329	v67m	
b75r	45.08	64.27	-3.32	64.36	357	m33o	

%Gamut
 $u^*_{rel} = 88$
 %Regularity
 $g^*_{H,rel} = 31$
 $g^*_{C,rel} = 39$



Input and output: Colorimetric Printer Reflective System FRS12_95a, L*=20_95 for relative CIELAB hue $h^* = lab^*h^* = h_{ab}^*/360 = 0.679$
 data for any colour:
 lab^*tch^* and lab^*icu^*

Hue texts:
 $u^*_e = g75b$ $u^*_d = c20v$
 contrast reduction factor:
 $c_R = 0.9$
 triangle lightness t^*



FRS12_95a; adapted (a) CIELAB data						
	u^*_e	$L^*=L^*_a$	a^*_a	b^*_a	$C^*_{ab,a}$	$h^*_{ab,a}$
O _{Ma}	43.8	53.91	39.75	66.98	36	
Y _{Ma}	87.58	-4.65	98.29	98.4	93	
L _{Ma}	51.95	-56.34	43.53	71.2	142	
C _{Ma}	59.62	-26.2	-28.62	38.8	228	
V _{Ma}	25.01	45.2	-52.8	69.51	311	
M _{Ma}	45.88	70.67	-29.93	76.75	337	
N _{Ma}	20.0	0.0	0.0	0.0	0	
W _{Ma}	95.0	0.0	0.0	0.0	0	
R _{Ma}	39.92	58.74	27.99	65.07	25	
J _{Ma}	81.26	-2.89	71.56	71.62	92	
G _{Ma}	52.23	-42.42	13.6	44.55	162	
B _{Ma}	30.57	1.41	-46.47	46.49	272	

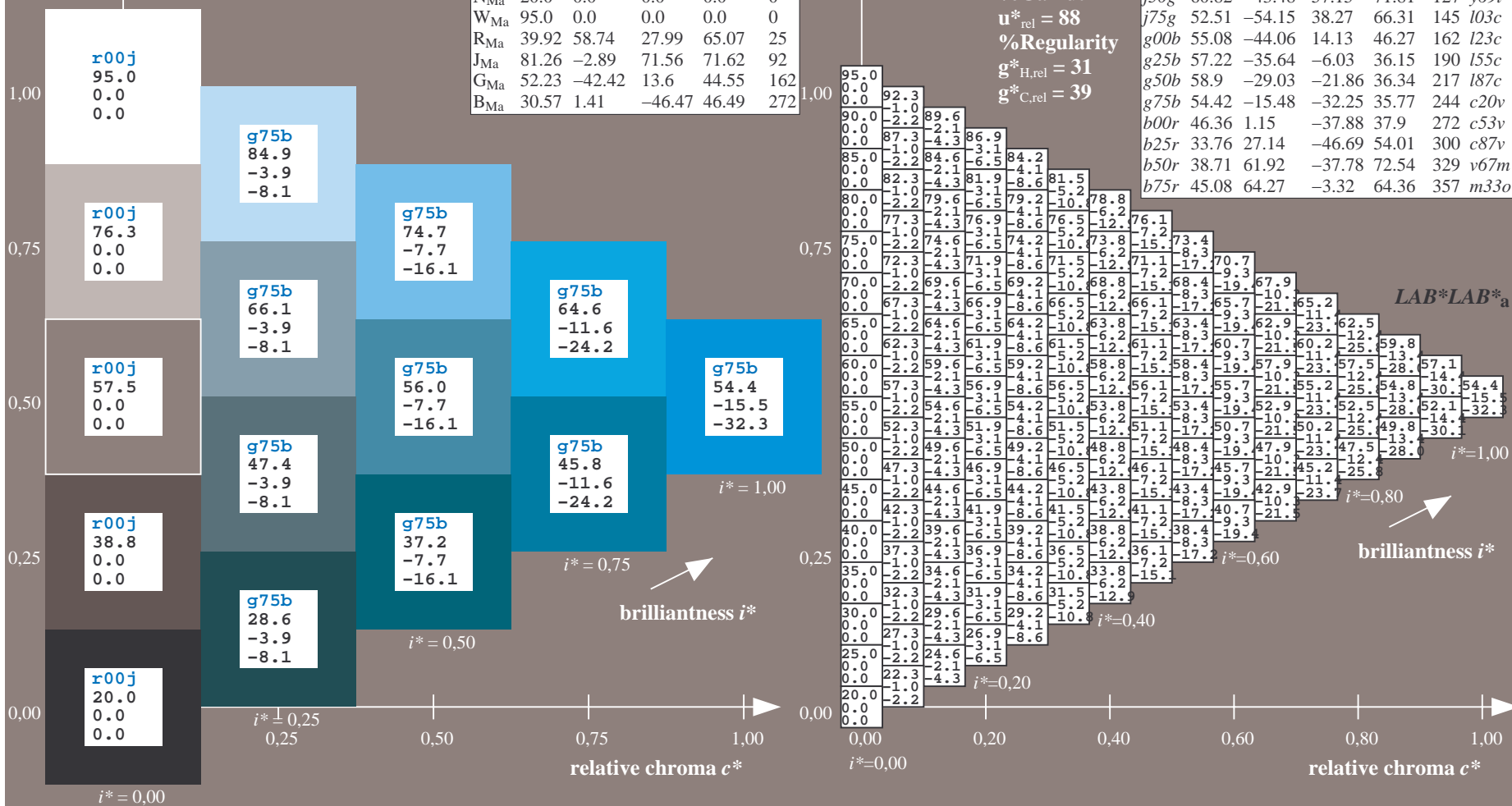
Data for maximum colour (Ma):

$LAB^*LAB^*_{Ma}$: 54 -15 -32
 $LAB^*LCH^*_{Ma}$: 54 36 244
 $lab^*rgb^*_{Ma}$: 0.0 0.5 1.0
 $lab^*olv^*_{Ma}$: 0.0 0.8 1.0

triangle lightness t^*

%Gamut
 $u^*_{rel} = 88$
 %Regularity
 $g^*_{H,rel} = 31$
 $g^*_{C,rel} = 39$

FRS12_95a; adapted (a) CIELAB data							
	u^*_e	$L^*=L^*_a$	a^*_a	b^*_a	$C^*_{ab,a}$	$h^*_{ab,a}$	u^*_d
r00j	44.18	56.95	27.14	63.08	25	m81o	
r25j	47.38	49.13	44.53	66.31	42	o10y	
r50j	57.76	35.24	58.41	68.22	59	o40y	
r75j	69.81	19.13	74.52	76.94	76	o69y	
j00g	87.06	-3.94	97.58	97.66	92	o98y	
j25g	72.25	-26.89	74.73	79.42	110	y34l	
j50g	60.82	-43.48	57.15	71.81	127	y69l	
j75g	52.51	-54.15	38.27	66.31	145	l03c	
g00b	55.08	-44.06	14.13	46.27	162	l23c	
g25b	57.22	-35.64	-6.03	36.15	190	l55c	
g50b	58.9	-29.03	-21.86	36.34	217	l87c	
g75b	54.42	-15.48	-32.25	35.77	244	c20v	
b00r	46.36	1.15	-37.88	37.9	272	c53v	
b25r	33.76	27.14	-46.69	54.01	300	c87v	
b50r	38.71	61.92	-37.78	72.54	329	v67m	
b75r	45.08	64.27	-3.32	64.36	357	m33o	

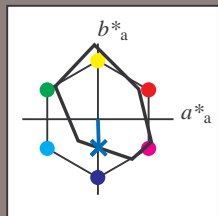


See for similar files: <http://www.ps.bam.de/Fe65/>; www.ps.bam.de/Fe.HTM
 Technical information: <http://www.ps.bam.de> Version 2.1, io=1,1, ColSpX=0

BAM registration: 20081001-Fe65/10L/L65e00NP.PDF/ .PS BAM material: code=rhadata
 application for evaluation and measurement of printer or monitor systems

Input and output: Colorimetric Printer Reflective System FRS12_95a, L*=20_95 for relative CIELAB hue $h^* = lab^*h^* = h_{ab}^*/360 = 0.755$
 data for any colour:
 lab^*tch^* and lab^*icu^*

Hue texts:
 $u^*_e = b00r$ $u^*_d = c53v$
 contrast reduction factor:
 $c_R = 0.9$
 triangle lightness t^*



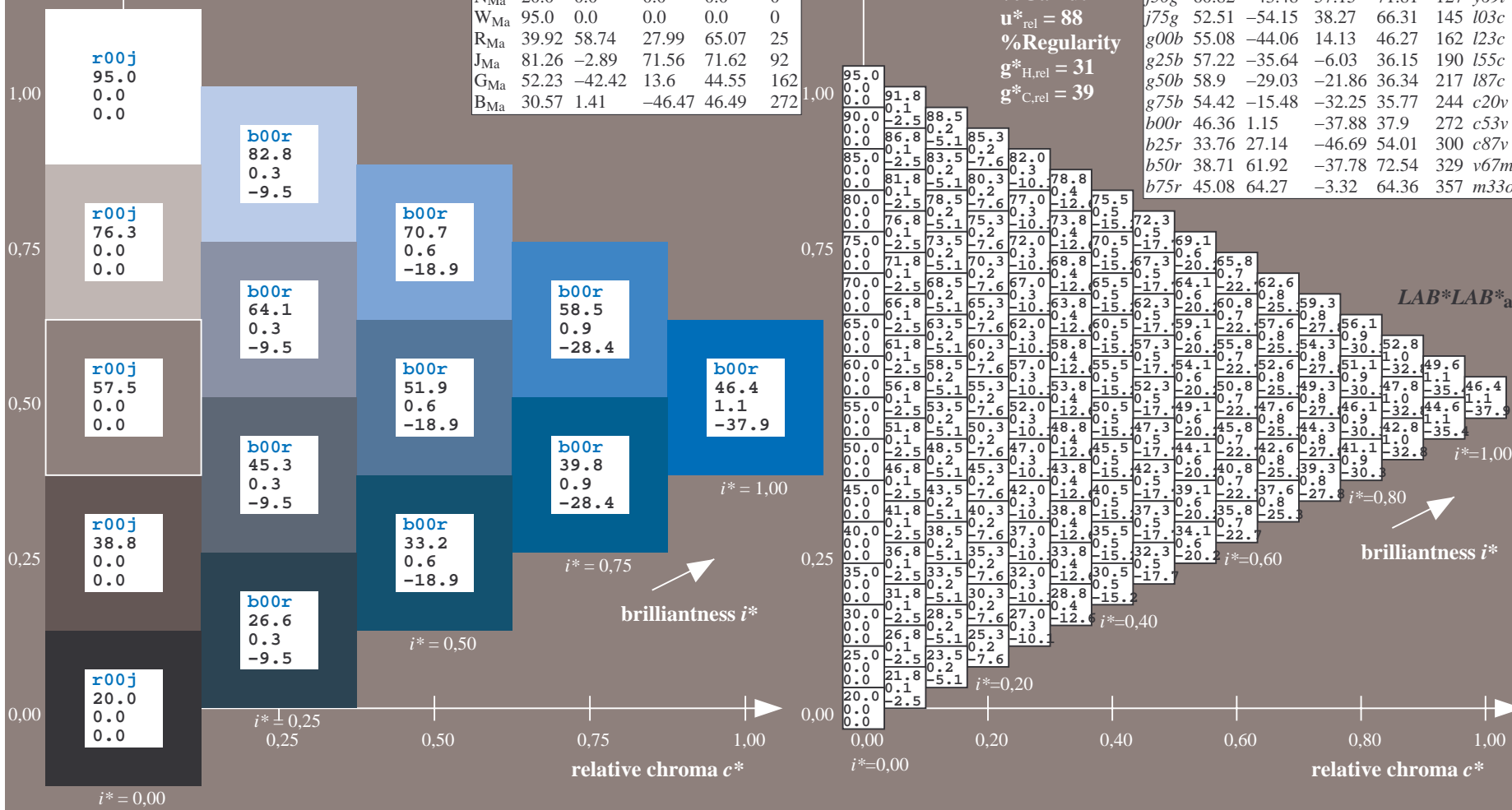
FRS12_95a; adapted (a) CIELAB data						
	u^*_e	$L^*=L^*_a$	a^*_a	b^*_a	$C^*_{ab,a}$	$h^*_{ab,a}$
O _{Ma}	43.8	53.91	39.75	66.98	36	
Y _{Ma}	87.58	-4.65	98.29	98.4	93	
L _{Ma}	51.95	-56.34	43.53	71.2	142	
C _{Ma}	59.62	-26.2	-28.62	38.8	228	
V _{Ma}	25.01	45.2	-52.8	69.51	311	
M _{Ma}	45.88	70.67	-29.93	76.75	337	
N _{Ma}	20.0	0.0	0.0	0.0	0	
W _{Ma}	95.0	0.0	0.0	0.0	0	
R _{Ma}	39.92	58.74	27.99	65.07	25	
J _{Ma}	81.26	-2.89	71.56	71.62	92	
G _{Ma}	52.23	-42.42	13.6	44.55	162	
B _{Ma}	30.57	1.41	-46.47	46.49	272	

Data for maximum colour (Ma):

$LAB^*LAB^*_Ma$: 46 1 -38
 $LAB^*LCH^*_Ma$: 46 38 271
 $lab^*rgb^*_Ma$: 0.0 0.0 1.0
 $lab^*olv^*_Ma$: 0.0 0.47 1.0
 triangle lightness t^*

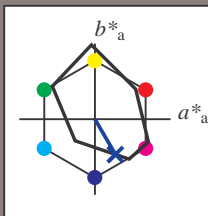
FRS12_95a; adapted (a) CIELAB data							
	u^*_e	$L^*=L^*_a$	a^*_a	b^*_a	$C^*_{ab,a}$	$h^*_{ab,a}$	u^*_d
r00j	44.18	56.95	27.14	63.08	25	m81o	
r25j	47.38	49.13	44.53	66.31	42	o10y	
r50j	57.76	35.24	58.41	68.22	59	o40y	
r75j	69.81	19.13	74.52	76.94	76	o69y	
j00g	87.06	-3.94	97.58	97.66	92	o98y	
j25g	72.25	-26.89	74.73	79.42	110	y34l	
j50g	60.82	-43.48	57.15	71.81	127	y69l	
j75g	52.51	-54.15	38.27	66.31	145	l03c	
g00b	55.08	-44.06	14.13	46.27	162	l23c	
g25b	57.22	-35.64	-6.03	36.15	190	l55c	
g50b	58.9	-29.03	-21.86	36.34	217	l87c	
g75b	54.42	-15.48	-32.25	35.77	244	c20c	
b00r	46.36	1.15	-37.88	37.9	272	c53v	
b25r	33.76	27.14	-46.69	54.01	300	c87v	
b50r	38.71	61.92	-37.78	72.54	329	v67m	
b75r	45.08	64.27	-3.32	64.36	357	m33o	

%Gamut
 $u^*_{rel} = 88$
 %Regularity
 $g^*_{H,rel} = 31$
 $g^*_{C,rel} = 39$



Input and output: Colorimetric Printer Reflective System FRS12_95a, L*=20_95 for relative CIELAB hue $h^* = lab^*h^* = h_{ab}^*/360 = 0.834$
 data for any colour:

lab^*tch^* and lab^*icu^*
 Hue texts:
 $u^*_e = b25r$ $u^*_d = c87v$
 contrast reduction factor:
 $c_R = 0.9$
 triangle lightness t^*



FRS12_95a; adapted (a) CIELAB data

	u^*_e	$L^*=L^*_a$	a^*_a	b^*_a	$C^*_{ab,a}$	$h^*_{ab,a}$
O _{Ma}	43.8	53.91	39.75	66.98	36	
Y _{Ma}	87.58	-4.65	98.29	98.4	93	
L _{Ma}	51.95	-56.34	43.53	71.2	142	
C _{Ma}	59.62	-26.2	-28.62	38.8	228	
V _{Ma}	25.01	45.2	-52.8	69.51	311	
M _{Ma}	45.88	70.67	-29.93	76.75	337	
N _{Ma}	20.0	0.0	0.0	0.0	0	
W _{Ma}	95.0	0.0	0.0	0.0	0	
R _{Ma}	39.92	58.74	27.99	65.07	25	
J _{Ma}	81.26	-2.89	71.56	71.62	92	
G _{Ma}	52.23	-42.42	13.6	44.55	162	
B _{Ma}	30.57	1.41	-46.47	46.49	272	

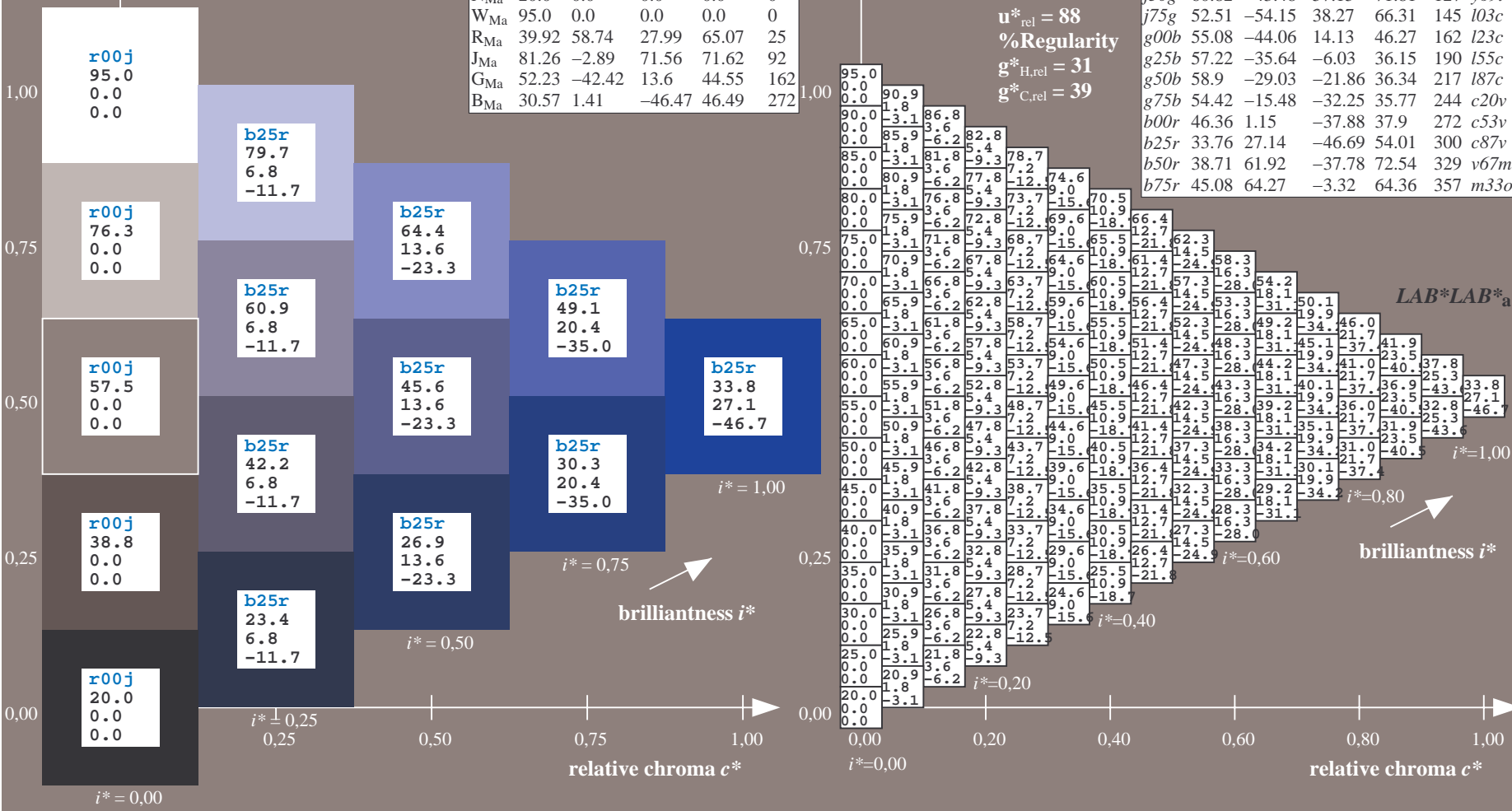
Data for maximum colour (Ma):

$LAB^*LAB^*_{Ma}$: 34 27 -47
 $LAB^*LCH^*_{Ma}$: 34 54 300
 $lab^*rgb^*_{Ma}$: 0.5 0.0 1.0
 $lab^*olv^*_{Ma}$: 0.0 0.13 1.0
 triangle lightness t^*

FRS12_95a; adapted (a) CIELAB data

	u^*_e	$L^*=L^*_a$	a^*_a	b^*_a	$C^*_{ab,a}$	$h^*_{ab,a}$	u^*_d
r00j	44.18	56.95	27.14	63.08	25	m81o	
r25j	47.38	49.13	44.53	66.31	42	o10y	
r50j	57.76	35.24	58.41	68.22	59	o40y	
r75j	69.81	19.13	74.52	76.94	76	o69y	
j00g	87.06	-3.94	97.58	97.66	92	o98y	
j25g	72.25	-26.89	74.73	79.42	110	y34l	
j50g	60.82	-43.48	57.15	71.81	127	y69l	
j75g	52.51	-54.15	38.27	66.31	145	l03c	
g00b	55.08	-44.06	14.13	46.27	162	l23c	
g25b	57.22	-35.64	-6.03	36.15	190	l55c	
g50b	58.9	-29.03	-21.86	36.34	217	l87c	
g75b	54.42	-15.48	-32.25	35.77	244	c20c	
b00r	46.36	1.15	-37.88	37.9	272	c53v	
b25r	33.76	27.14	-46.69	54.01	300	c87v	
b50r	38.71	61.92	-37.78	72.54	329	v67m	
b75r	45.08	64.27	-3.32	64.36	357	m33o	

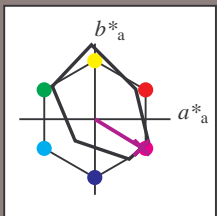
%Gamut
 $u^*_{rel} = 88$
 %Regularity
 $g^*_{H,rel} = 31$
 $g^*_{C,rel} = 39$



BAM registration: 20081001-Fe65/10L/L65e00NP.PDF/ .PS
 application for evaluation and measurement of printer or monitor systems
 BAM material: code=rhadata

Input and output: Colorimetric Printer Reflective System FRS12_95a, L*=20_95 for relative CIELAB hue $h^* = lab^*h^* = h_{ab}^*/360 = 0.913$
 data for any colour:

lab^*tch^* and lab^*icu^*
 Hue texts:
 $u^*_e = b50r$ $u^*_d = v67m$
 contrast reduction factor:
 $c_R = 0.9$
 triangle lightness t^*



FRS12_95a; adapted (a) CIELAB data						
	u^*_e	$L^*=L^*_a$	a^*_a	b^*_a	$C^*_{ab,a}$	$h^*_{ab,a}$
O _{Ma}	43.8	53.91	39.75	66.98	36	
Y _{Ma}	87.58	-4.65	98.29	98.4	93	
L _{Ma}	51.95	-56.34	43.53	71.2	142	
C _{Ma}	59.62	-26.2	-28.62	38.8	228	
V _{Ma}	25.01	45.2	-52.8	69.51	311	
M _{Ma}	45.88	70.67	-29.93	76.75	337	
N _{Ma}	20.0	0.0	0.0	0.0	0	
W _{Ma}	95.0	0.0	0.0	0.0	0	
R _{Ma}	39.92	58.74	27.99	65.07	25	
J _{Ma}	81.26	-2.89	71.56	71.62	92	
G _{Ma}	52.23	-42.42	13.6	44.55	162	
B _{Ma}	30.57	1.41	-46.47	46.49	272	

Data for maximum colour (Ma):

$LAB^*LAB^*_Ma: 39\ 62\ -38$

$LAB^*LCH^*_Ma: 39\ 73\ 328$

$lab^*rgb^*_Ma: 1.0\ 0.0\ 1.0$

$lab^*olv^*_Ma: 0.68\ 0.0\ 1.0$

triangle lightness t^*

%Gamut

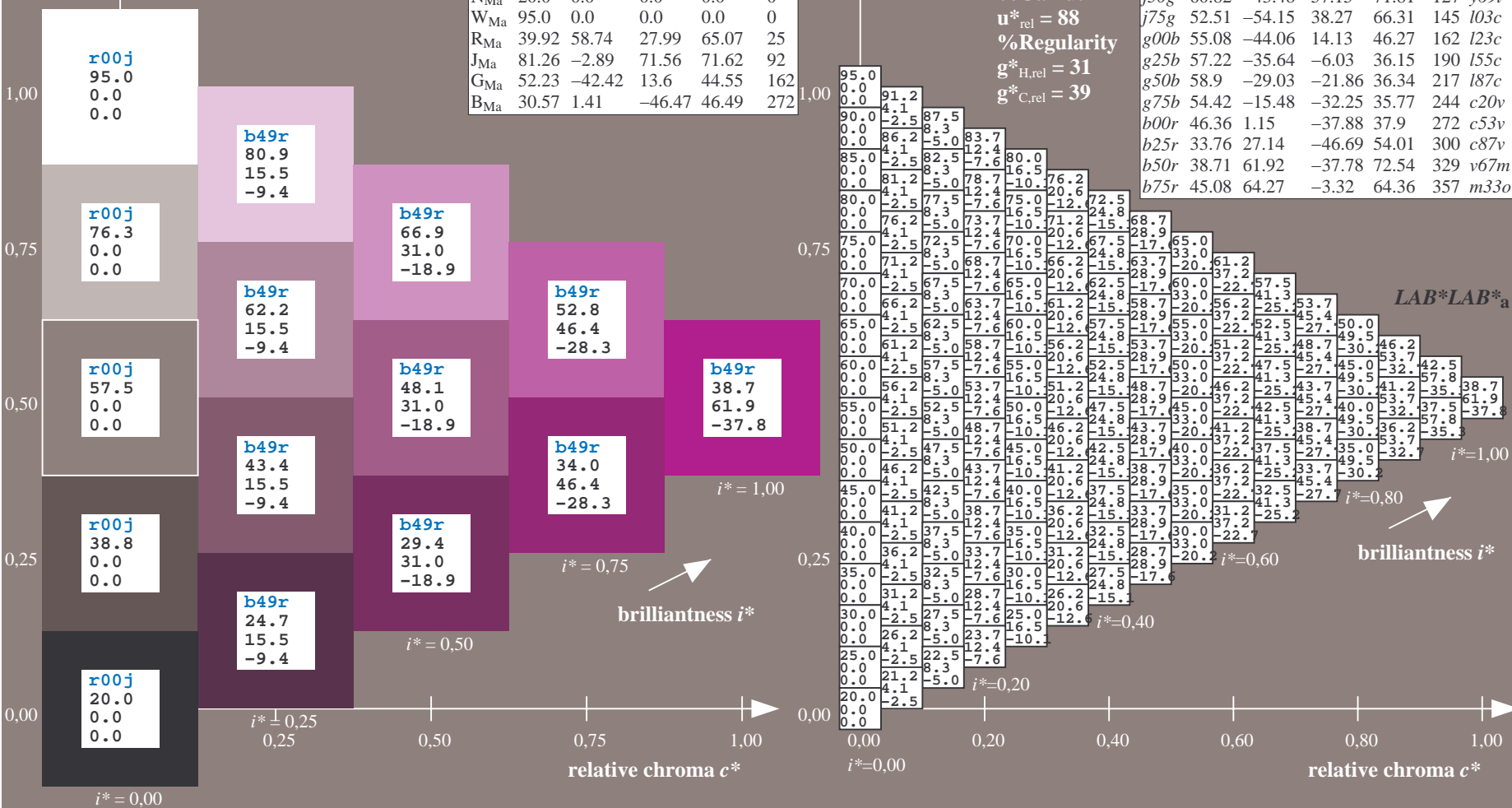
$u^*_{rel} = 88$

%Regularity

$g^*_{H,rel} = 31$

$g^*_{C,rel} = 39$

FRS12_95a; adapted (a) CIELAB data							
	u^*_e	$L^*=L^*_a$	a^*_a	b^*_a	$C^*_{ab,a}$	$h^*_{ab,a}$	u^*_d
r00j	44.18	56.95	27.14	63.08	25		m81o
r25j	47.38	49.13	44.53	66.31	42		o10y
r50j	57.76	35.24	58.41	68.22	59		o40y
r75j	69.81	19.13	74.52	76.94	76		o69y
j00g	87.06	-3.94	97.58	97.66	92		o98y
j25g	72.25	-26.89	74.73	79.42	110		y34l
j50g	60.82	-43.48	57.15	71.81	127		y69l
j75g	52.51	-54.15	38.27	66.31	145		l03c
g00b	55.08	-44.06	14.13	46.27	162		l23c
g25b	57.22	-35.64	-6.03	36.15	190		l55c
g50b	58.9	-29.03	-21.86	36.34	217		l87c
g75b	54.42	-15.48	-32.25	35.77	244		c20c
b00r	46.36	1.15	-37.88	37.9	272		c53v
b25r	33.76	27.14	-46.69	54.01	300		c87v
b50r	38.71	61.92	-37.78	72.54	329		v67m
b75r	45.08	64.27	-3.32	64.36	357		m33o

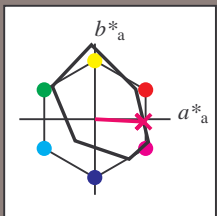


See for similar files: <http://www.ps.bam.de/Fe65/>; www.ps.bam.de/Fe.HTM
 Technical information: <http://www.ps.bam.de> Version 2.1, io=1,1, ColSpx=0

BAM registration: 20081001-Fe65/10L/L65e00NP.PDF/ .PS BAM material: code=rh4ta
 application for evaluation and measurement of printer or monitor systems

Input and output: Colorimetric Printer Reflective System FRS12_95a, L*=20_95 for relative CIELAB hue $h^* = lab^*h^* = h_{ab}^*/360 = 0.992$
 data for any colour:

lab^*tch^* and lab^*icu^*
 Hue texts:
 $u^*_e = b75r$ $u^*_d = m33o$
 contrast reduction factor:
 $c_R = 0.9$
 triangle lightness t^*



FRS12_95a; adapted (a) CIELAB data

	u^*_e	$L^*=L^*_a$	a^*_a	b^*_a	$C^*_{ab,a}$	$h^*_{ab,a}$
O _{Ma}	43.8	53.91	39.75	66.98	36	
Y _{Ma}	87.58	-4.65	98.29	98.4	93	
L _{Ma}	51.95	-56.34	43.53	71.2	142	
C _{Ma}	59.62	-26.2	-28.62	38.8	228	
V _{Ma}	25.01	45.2	-52.8	69.51	311	
M _{Ma}	45.88	70.67	-29.93	76.75	337	
N _{Ma}	20.0	0.0	0.0	0.0	0	
W _{Ma}	95.0	0.0	0.0	0.0	0	
R _{Ma}	39.92	58.74	27.99	65.07	25	
J _{Ma}	81.26	-2.89	71.56	71.62	92	
G _{Ma}	52.23	-42.42	13.6	44.55	162	
B _{Ma}	30.57	1.41	-46.47	46.49	272	

Data for maximum colour (Ma):

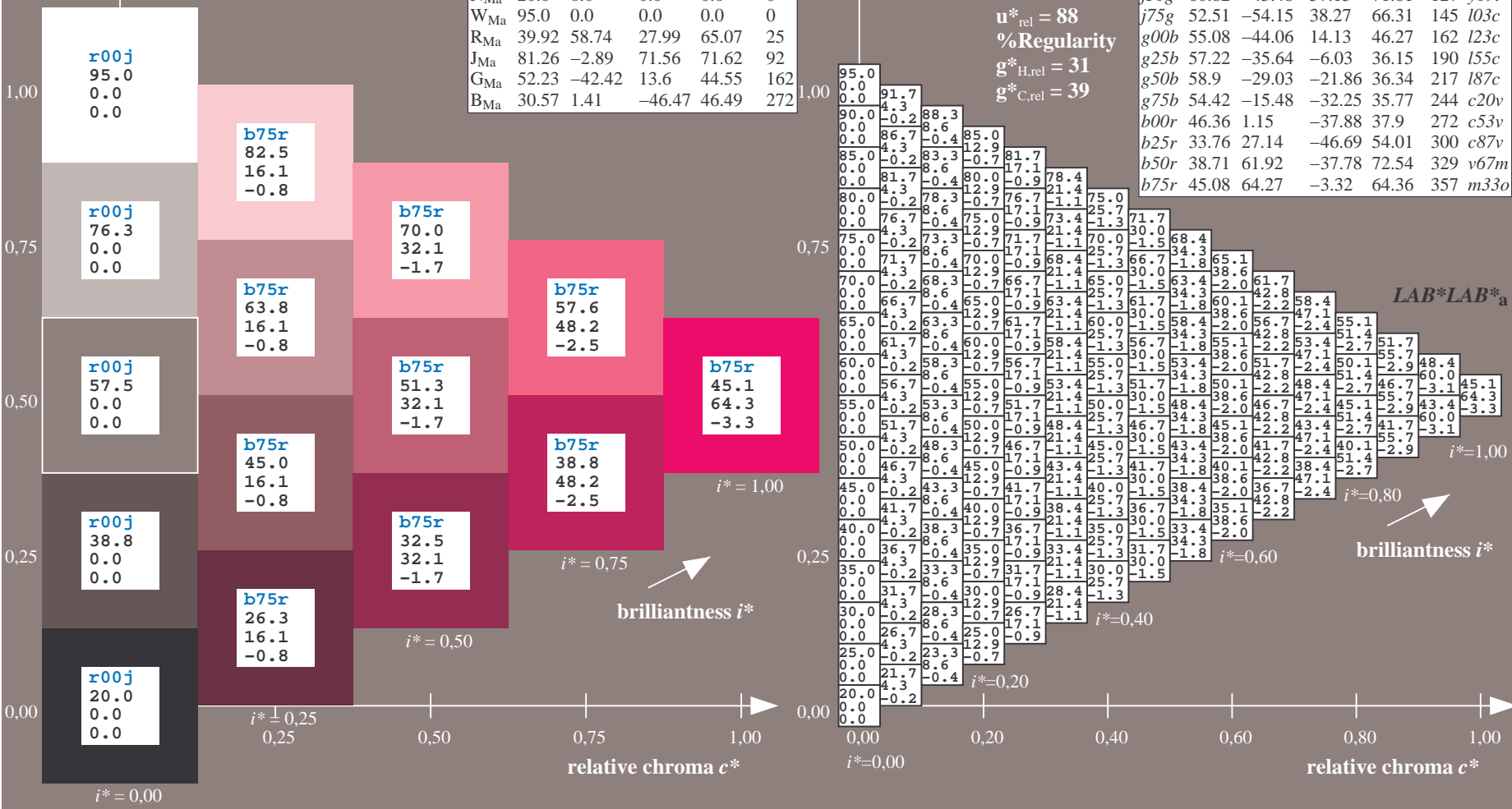
$LAB^*LAB^*_Ma$: 45 64 -3
 $LAB^*LCH^*_Ma$: 45 64 357
 $lab^*rgb^*_Ma$: 1.0 0.0 0.5
 $lab^*olv^*_Ma$: 1.0 0.0 0.66

triangle lightness t^*

%Gamut
 $u^*_{rel} = 88$
 %Regularity
 $g^*_{H,rel} = 31$
 $g^*_{C,rel} = 39$

FRS12_95a; adapted (a) CIELAB data

	u^*_e	$L^*=L^*_a$	a^*_a	b^*_a	$C^*_{ab,a}$	$h^*_{ab,a}$	u^*_d
r00j	44.18	56.95	27.14	63.08	25	m81o	
r25j	47.38	49.13	44.53	66.31	42	o10y	
r50j	57.76	35.24	58.41	68.22	59	o40y	
r75j	69.81	19.13	74.52	76.94	76	o69y	
j00g	87.06	-3.94	97.58	97.66	92	o98y	
j25g	72.25	-26.89	74.73	79.42	110	y34l	
j50g	60.82	-43.48	57.15	71.81	127	y69l	
j75g	52.51	-54.15	38.27	66.31	145	l03c	
g00b	55.08	-44.06	14.13	46.27	162	l23c	
g25b	57.22	-35.64	-6.03	36.15	190	l55c	
g50b	58.9	-29.03	-21.86	36.34	217	l87c	
g75b	54.42	-15.48	-32.25	35.77	244	c20v	
b00r	46.36	1.15	-37.88	37.9	272	c53v	
b25r	33.76	27.14	-46.69	54.01	300	c87v	
b50r	38.71	61.92	-37.78	72.54	329	v67m	
b75r	45.08	64.27	-3.32	64.36	357	m33o	



See for similar files: <http://www.ps.bam.de/Fe65/>; <http://www.ps.bam.de/Version 2.1, io=1,1, ColSpx=0>

BAM registration: 20081001-Fe65/10L/L65e00NP.PDF/ .PS BAM material: code=rhadata
 application for evaluation and measurement of printer or monitor systems

N: No Output Linearization (OL) data in File (F), Startup (S) or Device (D)

See for similar files: <http://www.ps.bam.de/Fe65/>; www.ps.bam.de/Version 2.1, io=1, ColSpX=0
Technical information: <http://www.ps.bam.de>

BAM registration: 20081001-Fe65/10L/L65e00NP.PDF/.PS BAM material: code=rhdata
application for evaluation and measurement of printer or monitor systems

Table with 27 rows (01-27) and 48 columns (A-LAB*LAB*a). Each cell contains numerical data representing colorimetric values.

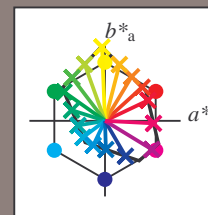
BAM-test chart Fe65; Relative Elementary Colour System
D65: colour scales and 9 data tables for 16 hues r00j to b75r

input: 000n / w / nnn0 / www set...
output: ->cmY0* setcmYkcolor

Input and output:
 Colorimetric Printer Reflective System FRS12_95a
 data for any colour:

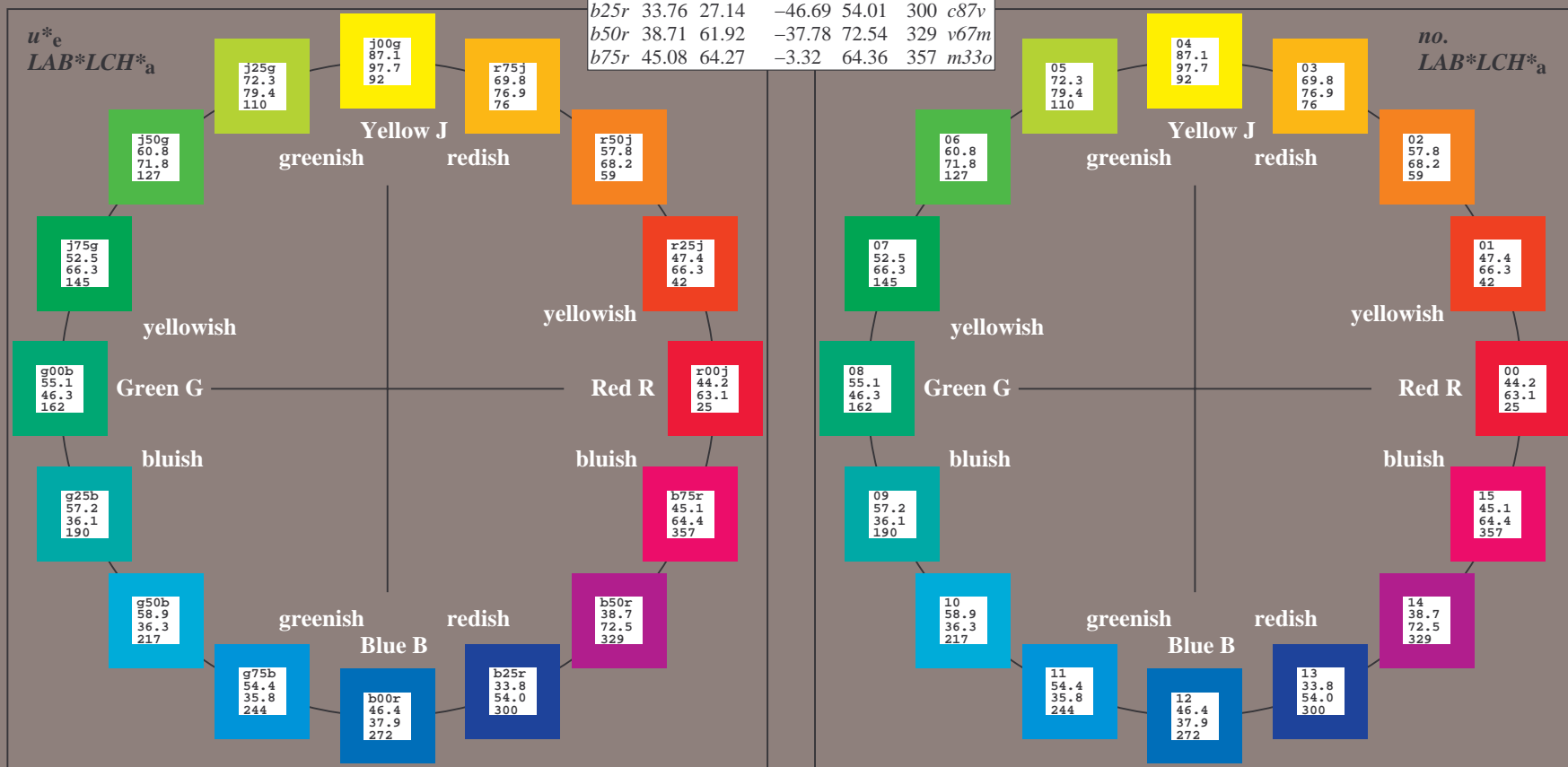
u^*_e and number *no.* = 00 .. 15
 elementary hue text:
 $u^*_e = 16$ hues *r00j, r25j, ..., b75r*
 contrast reduction factor:
 $c_R = 0.9$

FRS12_95a; adapted (a) CIELAB data							
u^*_e	$L^*=L^*_a$	a^*_a	b^*_a	$C^*_{ab,a}$	$h^*_{ab,a}$	u^*_d	
r00j	44.18	56.95	27.14	63.08	25	m81o	
r25j	47.38	49.13	44.53	66.31	42	o10y	
r50j	57.76	35.24	58.41	68.22	59	o40y	
r75j	69.81	19.13	74.52	76.94	76	o69y	
j00g	87.06	-3.94	97.58	97.66	92	o98y	
j25g	72.25	-26.89	74.73	79.42	110	y34l	
j50g	60.82	-43.48	57.15	71.81	127	y69l	
j75g	52.51	-54.15	38.27	66.31	145	l03c	
g00b	55.08	-44.06	14.13	46.27	162	l23c	
g25b	57.22	-35.64	-6.03	36.15	190	l55c	
g50b	58.9	-29.03	-21.86	36.34	217	l87c	
g75b	54.42	-15.48	-32.25	35.77	244	c20v	
b00r	46.36	1.15	-37.88	37.9	272	c53v	
b25r	33.76	27.14	-46.69	54.01	300	c87v	
b50r	38.71	61.92	-37.78	72.54	329	v67m	
b75r	45.08	64.27	-3.32	64.36	357	m33o	



%Gamut
 $u^*_{rel} = 88$
 %Regularity
 $g^*_{H,rel} = 31$
 $g^*_{C,rel} = 39$

FRS12_95a; adapted (a) CIELAB data					
Name	$L^*=L^*_a$	a^*_a	b^*_a	$C^*_{ab,a}$	$h^*_{ab,a}$
OMa	43.8	53.91	39.75	66.98	36
YMa	87.58	-4.65	98.29	98.4	93
LMa	51.95	-56.34	43.53	71.2	142
CMa	59.62	-26.2	-28.62	38.8	228
VMa	25.01	45.2	-52.8	69.51	311
MMa	45.88	70.67	-29.93	76.75	337
NMa	20.0	0.0	0.0	0.0	0
WMa	95.0	0.0	0.0	0.0	0
RCIE	39.92	58.74	27.99	65.07	25
JCIE	81.26	-2.89	71.56	71.62	92
GCIE	52.23	-42.42	13.6	44.55	162
BCIE	30.57	1.41	-46.47	46.49	272

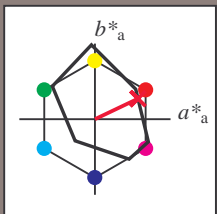


See for similar files: <http://www.ps.bam.de/Fe65/>; www.ps.bam.de/Fe.HTM
 Technical information: <http://www.ps.bam.de> Version 2.1, io=1,1, ColSpX=0

BAM registration: 20081001-Fe65/10L/L65e00NP.PDF/ .PS BAM material: code=rhadata
 application for evaluation and measurement of printer or monitor systems

Input and output: Colorimetric Printer Reflective System FRS12_95a, L*=20_95 for relative CIELAB hue $h^* = lab^*h^* = h_{ab}^*/360 = 0.071$
 data for any colour:
 lab^*tch^* and lab^*icu^*

Hue texts:
 $u^*_e = r00j$ $u^*_d = m81o$
 contrast reduction factor:
 $c_R = 0.9$
 triangle lightness t^*



FRS12_95a; adapted (a) CIELAB data						
	u^*_e	$L^*=L^*_a$	a^*_a	b^*_a	$C^*_{ab,a}$	$h^*_{ab,a}$
O _{Ma}	43.8	53.91	39.75	66.98	36	
Y _{Ma}	87.58	-4.65	98.29	98.4	93	
L _{Ma}	51.95	-56.34	43.53	71.2	142	
C _{Ma}	59.62	-26.2	-28.62	38.8	228	
V _{Ma}	25.01	45.2	-52.8	69.51	311	
M _{Ma}	45.88	70.67	-29.93	76.75	337	
N _{Ma}	20.0	0.0	0.0	0.0	0	
W _{Ma}	95.0	0.0	0.0	0.0	0	
R _{Ma}	39.92	58.74	27.99	65.07	25	
J _{Ma}	81.26	-2.89	71.56	71.62	92	
G _{Ma}	52.23	-42.42	13.6	44.55	162	
B _{Ma}	30.57	1.41	-46.47	46.49	272	

Data for maximum colour (Ma):

$LAB^*LAB^*_Ma$: 44 57 27

$LAB^*LCH^*_Ma$: 44 63 25

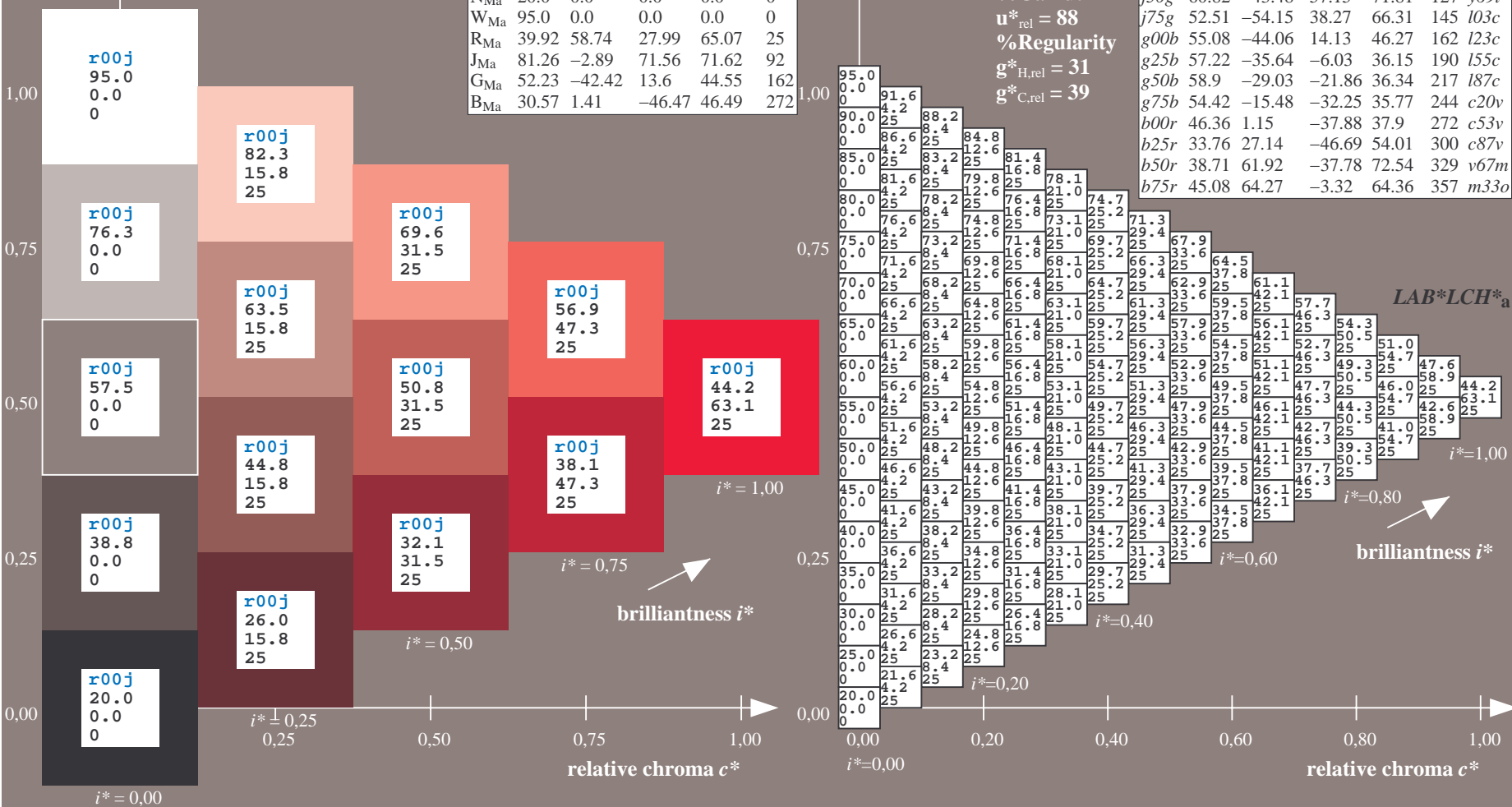
$lab^*rgb^*_Ma$: 1.0 0.0 0.0

$lab^*olv^*_Ma$: 1.0 0.0 0.18

triangle lightness t^*

%Gamut
 $u^*_{rel} = 88$
 %Regularity
 $g^*_{H,rel} = 31$
 $g^*_{C,rel} = 39$

FRS12_95a; adapted (a) CIELAB data							
	u^*_e	$L^*=L^*_a$	a^*_a	b^*_a	$C^*_{ab,a}$	$h^*_{ab,a}$	u^*_d
r00j	44.18	56.95	27.14	63.08	25	m81o	
r25j	47.38	49.13	44.53	66.31	42	o10y	
r50j	57.76	35.24	58.41	68.22	59	o40y	
r75j	69.81	19.13	74.52	76.94	76	o69y	
j00g	87.06	-3.94	97.58	97.66	92	o98y	
j25g	72.25	-26.89	74.73	79.42	110	y34l	
j50g	60.82	-43.48	57.15	71.81	127	y69l	
j75g	52.51	-54.15	38.27	66.31	145	l03c	
g00b	55.08	-44.06	14.13	46.27	162	l23c	
g25b	57.22	-35.64	-6.03	36.15	190	l55c	
g50b	58.9	-29.03	-21.86	36.34	217	l87c	
g75b	54.42	-15.48	-32.25	35.77	242	c20v	
b00r	46.36	1.15	-37.88	37.9	274	c53v	
b25r	33.76	27.14	-46.69	54.01	300	c87v	
b50r	38.71	61.92	-37.78	72.54	329	v67m	
b75r	45.08	64.27	-3.32	64.36	357	m33o	

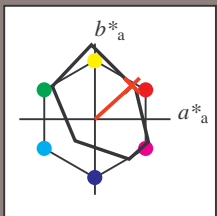


See for similar files: <http://www.ps.bam.de/Fe65/>; <http://www.ps.bam.de/Version2.1,io=1,1,Colspx=0>

BAM registration: 20081001-Fe65/10L/L65e00NP.PDF/ .PS BAM material: code=rhadata
 application for evaluation and measurement of printer or monitor systems

Input and output: Colorimetric Printer Reflective System FRS12_95a, L*=20_95 for relative CIELAB hue $h^* = lab^*h^* = h_{ab}/360 = 0.117$
 data for any colour:

lab^*tch^* and lab^*icu^*
 Hue texts:
 $u^*_e = r25j$ $u^*_d = o10y$
 contrast reduction factor:
 $c_R = 0.9$
 triangle lightness t^*



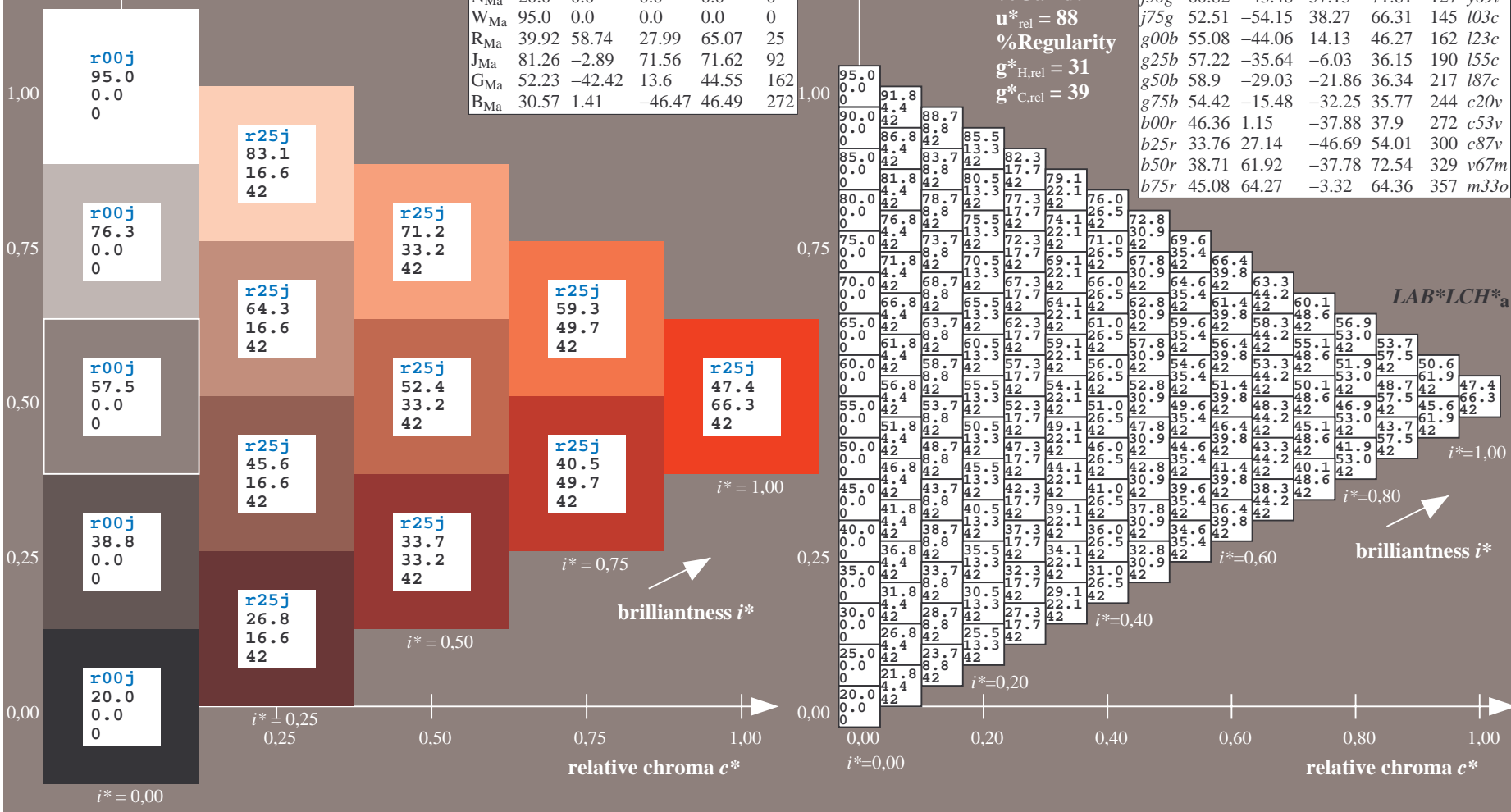
FRS12_95a; adapted (a) CIELAB data	u^*_e	$L^*=L^*_a$	a^*_a	b^*_a	$C^*_{ab,a}$	$h^*_{ab,a}$
O _{Ma}	43.8	53.91	39.75	66.98	36	
Y _{Ma}	87.58	-4.65	98.29	98.4	93	
L _{Ma}	51.95	-56.34	43.53	71.2	142	
C _{Ma}	59.62	-26.2	-28.62	38.8	228	
V _{Ma}	25.01	45.2	-52.8	69.51	311	
M _{Ma}	45.88	70.67	-29.93	76.75	337	
N _{Ma}	20.0	0.0	0.0	0.0	0	
W _{Ma}	95.0	0.0	0.0	0.0	0	
R _{Ma}	39.92	58.74	27.99	65.07	25	
J _{Ma}	81.26	-2.89	71.56	71.62	92	
G _{Ma}	52.23	-42.42	13.6	44.55	162	
B _{Ma}	30.57	1.41	-46.47	46.49	272	

Data for maximum colour (Ma):

$LAB^*LAB^*_Ma$: 47 49 45
 $LAB^*LCH^*_Ma$: 47 66 42
 $lab^*rgb^*_Ma$: 1.0 0.25 0.0
 $lab^*olv^*_Ma$: 1.0 0.1 0.0
 triangle lightness t^*

FRS12_95a; adapted (a) CIELAB data	u^*_e	$L^*=L^*_a$	a^*_a	b^*_a	$C^*_{ab,a}$	$h^*_{ab,a}$	u^*_d
r00j	44.18	56.95	27.14	63.08	25	m81o	
r25j	47.38	49.13	44.53	66.31	42	o10y	
r50j	57.76	35.24	58.41	68.22	59	o40y	
r75j	69.81	19.13	74.52	76.94	76	o69y	
j00g	87.06	-3.94	97.58	97.66	92	o98y	
j25g	72.25	-26.89	74.73	79.42	110	y34l	
j50g	60.82	-43.48	57.15	71.81	127	y69l	
j75g	52.51	-54.15	38.27	66.31	145	l03c	
g00b	55.08	-44.06	14.13	46.27	162	l23c	
g25b	57.22	-35.64	-6.03	36.15	190	l55c	
g50b	58.9	-29.03	-21.86	36.34	217	l87c	
g75b	54.42	-15.48	-32.25	35.77	244	c20v	
b00r	46.36	1.15	-37.88	37.9	272	c53v	
b25r	33.76	27.14	-46.69	54.01	300	c87v	
b50r	38.71	61.92	-37.78	72.54	329	v67m	
b75r	45.08	64.27	-3.32	64.36	357	m33o	

%Gamut
 $u^*_{rel} = 88$
 %Regularity
 $g^*_{H,rel} = 31$
 $g^*_{C,rel} = 39$

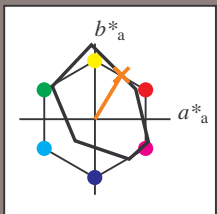


See for similar files: <http://www.ps.bam.de/Fe65/>; www.ps.bam.de/Fe65/
 Technical information: <http://www.ps.bam.de> Version 2.1, io=1,1, ColSpx=0

BAM registration: 20081001-Fe65/10L/L65e00NP.PDF/ .PS BAM material: code=rhadata
 application for evaluation and measurement of printer or monitor systems

Input and output: Colorimetric Printer Reflective System FRS12_95a, L*=20_95 for relative CIELAB hue $h^* = lab^*h^* = h_{ab}/360 = 0.164$
 data for any colour:

lab^*tch^* and lab^*icu^*
 Hue texts:
 $u^*_e = r50j$ $u^*_d = o40y$
 contrast reduction factor:
 $c_R = 0.9$
 triangle lightness t^*



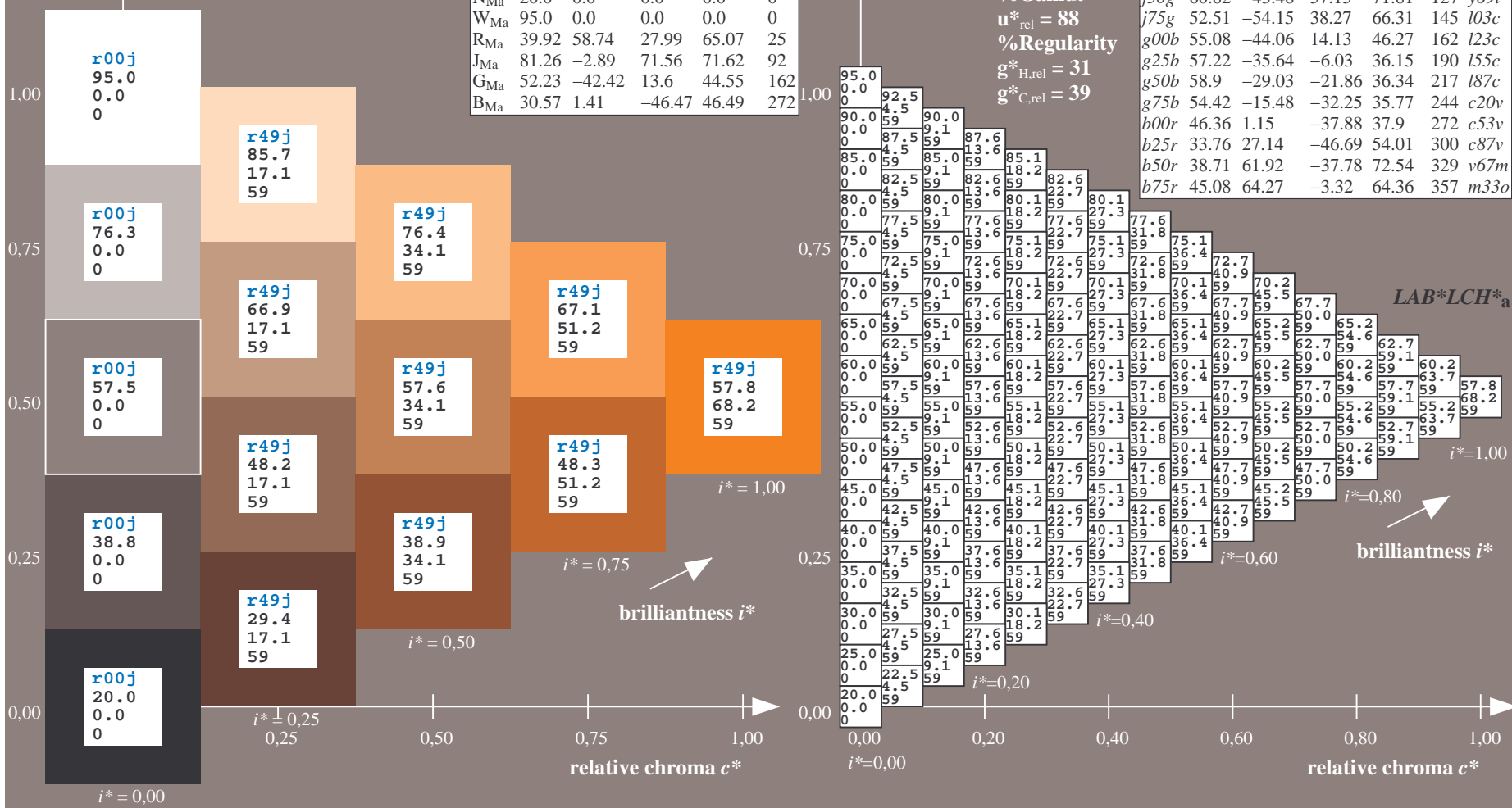
FRS12_95a; adapted (a) CIELAB data						
	u^*_e	$L^*=L^*_a$	a^*_a	b^*_a	$C^*_{ab,a}$	$h^*_{ab,a}$
O _{Ma}	43.8	53.91	39.75	66.98	36	
Y _{Ma}	87.58	-4.65	98.29	98.4	93	
L _{Ma}	51.95	-56.34	43.53	71.2	142	
C _{Ma}	59.62	-26.2	-28.62	38.8	228	
V _{Ma}	25.01	45.2	-52.8	69.51	311	
M _{Ma}	45.88	70.67	-29.93	76.75	337	
N _{Ma}	20.0	0.0	0.0	0.0	0	
W _{Ma}	95.0	0.0	0.0	0.0	0	
R _{Ma}	39.92	58.74	27.99	65.07	25	
J _{Ma}	81.26	-2.89	71.56	71.62	92	
G _{Ma}	52.23	-42.42	13.6	44.55	162	
B _{Ma}	30.57	1.41	-46.47	46.49	272	

Data for maximum colour (Ma):

$LAB^*LAB^*_{Ma}$: 58 35 58
 $LAB^*LCH^*_{Ma}$: 58 68 58
 $lab^*rgb^*_{Ma}$: 1.0 0.5 0.0
 $lab^*olv^*_{Ma}$: 1.0 0.4 0.0
 triangle lightness t^*

FRS12_95a; adapted (a) CIELAB data							
	u^*_e	$L^*=L^*_a$	a^*_a	b^*_a	$C^*_{ab,a}$	$h^*_{ab,a}$	u^*_d
r00j	44.18	56.95	27.14	63.08	25	m81o	
r25j	47.38	49.13	44.53	66.31	42	o10y	
r50j	57.76	35.24	58.41	68.22	59	o40y	
r75j	69.81	19.13	74.52	76.94	76	o69y	
j00g	87.06	-3.94	97.58	97.66	92	o98y	
j25g	72.25	-26.89	74.73	79.42	110	y34l	
j50g	60.82	-43.48	57.15	71.81	127	y69l	
j75g	52.51	-54.15	38.27	66.31	145	l03c	
g00b	55.08	-44.06	14.13	46.27	162	l23c	
g25b	57.22	-35.64	-6.03	36.15	190	l55c	
g50b	58.9	-29.03	-21.86	36.34	217	l87c	
g75b	54.42	-15.48	-32.25	35.77	242	c20v	
b00r	46.36	1.15	-37.88	37.9	274	c53v	
b25r	33.76	27.14	-46.69	54.01	300	c87v	
b50r	38.71	61.92	-37.78	72.54	329	v67m	
b75r	45.08	64.27	-3.32	64.36	357	m33o	

%Gamut
 $u^*_{rel} = 88$
 %Regularity
 $g^*_{H,rel} = 31$
 $g^*_{C,rel} = 39$

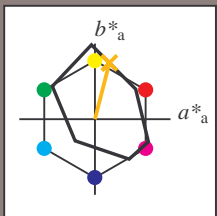


See for similar files: <http://www.ps.bam.de/Fe65/>; www.ps.bam.de/Version 2.1, io=1,1, ColSpx=0
 Technical information: <http://www.ps.bam.de>

BAM registration: 20081001-Fe65/10L/L65e00NP.PDF/ .PS
 application for evaluation and measurement of printer or monitor systems
 BAM material: code=rh4ta

Input and output: Colorimetric Printer Reflective System FRS12_95a, L*=20_95 for relative CIELAB hue $h^* = lab^*h^* = h_{ab}^*/360 = 0.21$
 data for any colour:
 lab^*tch^* and lab^*icu^*

Hue texts:
 $u^*_e = r75j$ $u^*_d = o69y$
 contrast reduction factor:
 $c_R = 0.9$
 triangle lightness t^*



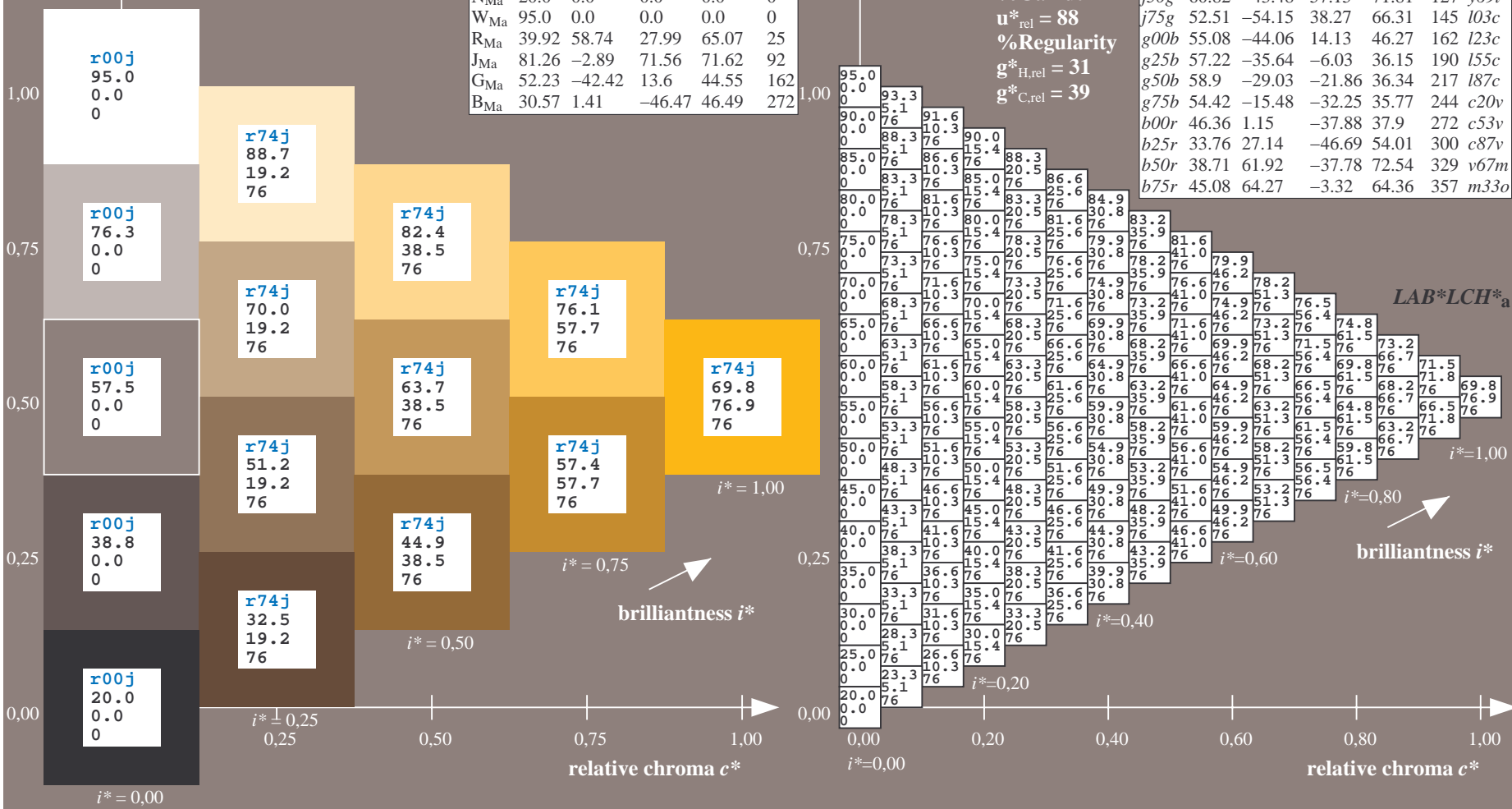
FRS12_95a; adapted (a) CIELAB data						
	u^*_e	$L^*=L^*_a$	a^*_a	b^*_a	$C^*_{ab,a}$	$h^*_{ab,a}$
O _{Ma}	43.8	53.91	39.75	66.98	36	
Y _{Ma}	87.58	-4.65	98.29	98.4	93	
L _{Ma}	51.95	-56.34	43.53	71.2	142	
C _{Ma}	59.62	-26.2	-28.62	38.8	228	
V _{Ma}	25.01	45.2	-52.8	69.51	311	
M _{Ma}	45.88	70.67	-29.93	76.75	337	
N _{Ma}	20.0	0.0	0.0	0.0	0	
W _{Ma}	95.0	0.0	0.0	0.0	0	
R _{Ma}	39.92	58.74	27.99	65.07	25	
J _{Ma}	81.26	-2.89	71.56	71.62	92	
G _{Ma}	52.23	-42.42	13.6	44.55	162	
B _{Ma}	30.57	1.41	-46.47	46.49	272	

Data for maximum colour (Ma):

$LAB^*LAB^*_Ma: 70\ 19\ 75$
 $LAB^*LCH^*_Ma: 70\ 77\ 75$
 $lab^*rgb^*_Ma: 1.0\ 0.75\ 0.0$
 $lab^*olv^*_Ma: 1.0\ 0.7\ 0.0$
 triangle lightness t^*

FRS12_95a; adapted (a) CIELAB data							
	u^*_e	$L^*=L^*_a$	a^*_a	b^*_a	$C^*_{ab,a}$	$h^*_{ab,a}$	u^*_d
r00j	44.18	56.95	27.14	63.08	25	m81o	
r25j	47.38	49.13	44.53	66.31	42	o10y	
r50j	57.76	35.24	58.41	68.22	59	o40y	
r75j	69.81	19.13	74.52	76.94	76	o69y	
j00g	87.06	-3.94	97.58	97.66	92	o98y	
j25g	72.25	-26.89	74.73	79.42	110	y34l	
j50g	60.82	-43.48	57.15	71.81	127	y69l	
j75g	52.51	-54.15	38.27	66.31	145	l03c	
g00b	55.08	-44.06	14.13	46.27	162	l23c	
g25b	57.22	-35.64	-6.03	36.15	190	l55c	
g50b	58.9	-29.03	-21.86	36.34	217	l87c	
g75b	54.42	-15.48	-32.25	35.77	244	c20v	
b00r	46.36	1.15	-37.88	37.9	272	c53v	
b25r	33.76	27.14	-46.69	54.01	300	c87v	
b50r	38.71	61.92	-37.78	72.54	329	v67m	
b75r	45.08	64.27	-3.32	64.36	357	m33o	

%Gamut
 $u^*_{rel} = 88$
 %Regularity
 $g^*_{H,rel} = 31$
 $g^*_{C,rel} = 39$



See for similar files: <http://www.ps.bam.de/Fe65/>; www.ps.bam.de/Version 2.1, io=1,1, ColSpx=0
 Technical information: <http://www.ps.bam.de>

BAM registration: 20081001-Fe65/10L/L65e00NP.PDF/ .PS BAM material: code=rh4ta
 application for evaluation and measurement of printer or monitor systems

Input and output: Colorimetric Printer Reflective System FRS12_95a, L*=20_95 for relative CIELAB hue $h^* = lab^*h^* = h_{ab}^*/360 = 0.256$

data for any colour:

lab^*tch^* and lab^*icu^*

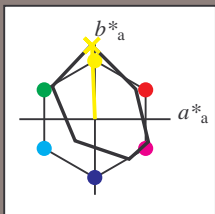
Hue texts:

$u^*_e = j00g$ $u^*_d = o98y$

contrast reduction factor:

$c_R = 0.9$

triangle lightness t^*



FRS12_95a; adapted (a) CIELAB data

	u^*_e	$L^*=L^*_a$	a^*_a	b^*_a	$C^*_{ab,a}$	$h^*_{ab,a}$
O _{Ma}	43.8	53.91	39.75	66.98	36	
Y _{Ma}	87.58	-4.65	98.29	98.4	93	
L _{Ma}	51.95	-56.34	43.53	71.2	142	
C _{Ma}	59.62	-26.2	-28.62	38.8	228	
V _{Ma}	25.01	45.2	-52.8	69.51	311	
M _{Ma}	45.88	70.67	-29.93	76.75	337	
N _{Ma}	20.0	0.0	0.0	0.0	0	
W _{Ma}	95.0	0.0	0.0	0.0	0	
R _{Ma}	39.92	58.74	27.99	65.07	25	
J _{Ma}	81.26	-2.89	71.56	71.62	92	
G _{Ma}	52.23	-42.42	13.6	44.55	162	
B _{Ma}	30.57	1.41	-46.47	46.49	272	

Data for maximum colour (Ma):

$LAB^*LAB^*_{Ma}$: 87 -4 98

$LAB^*LCH^*_{Ma}$: 87 98 92

$lab^*rgb^*_{Ma}$: 1.0 1.0 0.0

$lab^*olv^*_{Ma}$: 1.0 0.99 0.0

triangle lightness t^*

%Gamut

$u^*_{rel} = 88$

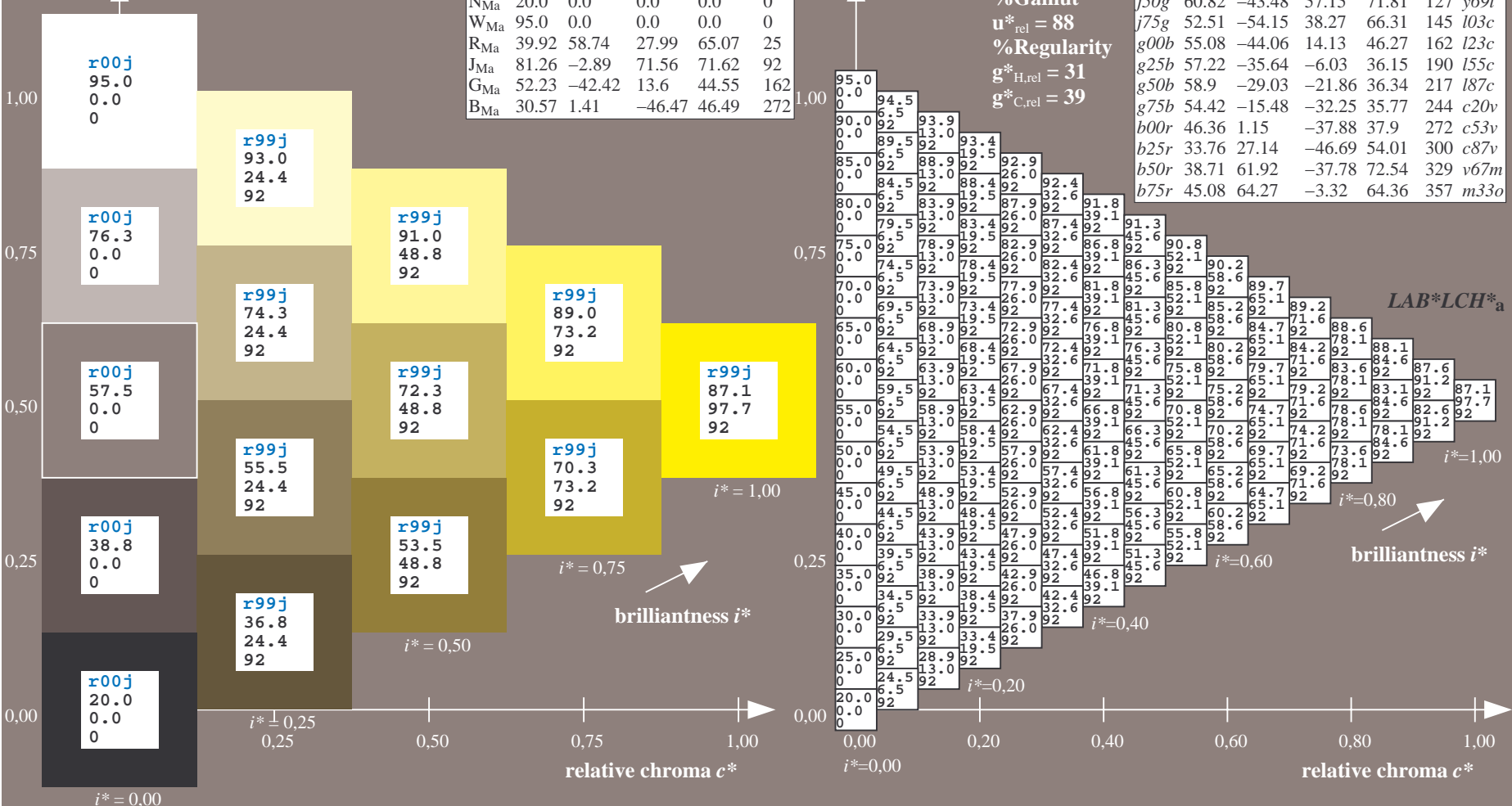
%Regularity

$g^*_{H,rel} = 31$

$g^*_{C,rel} = 39$

FRS12_95a; adapted (a) CIELAB data

	u^*_e	$L^*=L^*_a$	a^*_a	b^*_a	$C^*_{ab,a}$	$h^*_{ab,a}$	u^*_d
r00j	44.18	56.95	27.14	63.08	25	m81o	
r25j	47.38	49.13	44.53	66.31	42	o10y	
r50j	57.76	35.24	58.41	68.22	59	o40y	
r75j	69.81	19.13	74.52	76.94	76	o69y	
j00g	87.06	-3.94	97.58	97.66	92	o98y	
j25g	72.25	-26.89	74.73	79.42	110	y34l	
j50g	60.82	-43.48	57.15	71.81	127	y69l	
j75g	52.51	-54.15	38.27	66.31	145	l03c	
g00b	55.08	-44.06	14.13	46.27	162	l23c	
g25b	57.22	-35.64	-6.03	36.15	190	l55c	
g50b	58.9	-29.03	-21.86	36.34	217	l87c	
g75b	54.42	-15.48	-32.25	35.77	244	c20v	
b00r	46.36	1.15	-37.88	37.9	272	c53v	
b25r	33.76	27.14	-46.69	54.01	300	c87v	
b50r	38.71	61.92	-37.78	72.54	329	v67m	
b75r	45.08	64.27	-3.32	64.36	357	m33o	

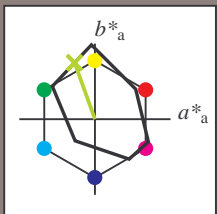


See for similar files: <http://www.ps.bam.de/Fe65/>; [www.ps.bam.de/Version 2.1, io=1,1, Colspx=0](http://www.ps.bam.de/Version2.1,io=1,1,Colspx=0)
 Technical information: <http://www.ps.bam.de>

BAM registration: 20081001-Fe65/10L/L65e00NP.PDF/ .PS
 application for evaluation and measurement of printer or monitor systems
 BAM material: code=rh4ta

Input and output: Colorimetric Printer Reflective System FRS12_95a, L*=20_95 for relative CIELAB hue $h^* = lab^*h^* = h^*_{ab}/360 = 0.305$
 data for any colour:
 lab^*tch^* and lab^*icu^*

Hue texts:
 $u^*_e = j25g$ $u^*_d = y34l$
 contrast reduction factor:
 $c_R = 0.9$
 triangle lightness t^*



FRS12_95a; adapted (a) CIELAB data						
	u^*_e	$L^*=L^*_a$	a^*_a	b^*_a	$C^*_{ab,a}$	$h^*_{ab,a}$
O _{Ma}	43.8	53.91	39.75	66.98	36	
Y _{Ma}	87.58	-4.65	98.29	98.4	93	
L _{Ma}	51.95	-56.34	43.53	71.2	142	
C _{Ma}	59.62	-26.2	-28.62	38.8	228	
V _{Ma}	25.01	45.2	-52.8	69.51	311	
M _{Ma}	45.88	70.67	-29.93	76.75	337	
N _{Ma}	20.0	0.0	0.0	0.0	0	
W _{Ma}	95.0	0.0	0.0	0.0	0	
R _{Ma}	39.92	58.74	27.99	65.07	25	
J _{Ma}	81.26	-2.89	71.56	71.62	92	
G _{Ma}	52.23	-42.42	13.6	44.55	162	
B _{Ma}	30.57	1.41	-46.47	46.49	272	

Data for maximum colour (Ma):

$LAB^*LAB^*_{Ma}$: 72 -27 75

$LAB^*LCH^*_{Ma}$: 72 79 109

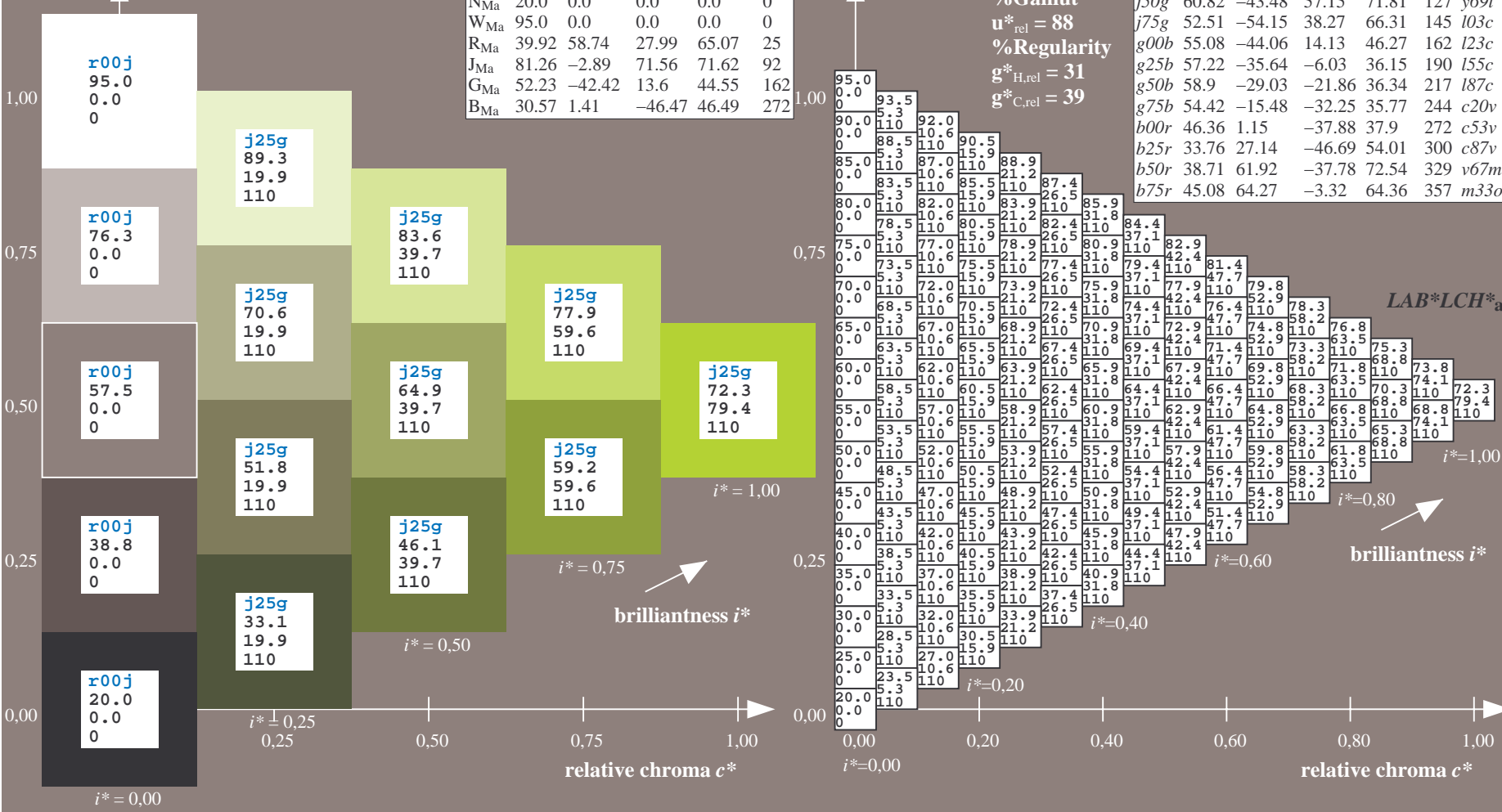
$lab^*rgb^*_{Ma}$: 0.75 1.0 0.0

$lab^*olv^*_{Ma}$: 0.66 1.0 0.0

triangle lightness t^*

%Gamut
 $u^*_{rel} = 88$
 %Regularity
 $g^*_{H,rel} = 31$
 $g^*_{C,rel} = 39$

FRS12_95a; adapted (a) CIELAB data							
	u^*_e	$L^*=L^*_a$	a^*_a	b^*_a	$C^*_{ab,a}$	$h^*_{ab,a}$	u^*_d
r00j	44.18	56.95	27.14	63.08	25	m81o	
r25j	47.38	49.13	44.53	66.31	42	o10y	
r50j	57.76	35.24	58.41	68.22	59	o40y	
r75j	69.81	19.13	74.52	76.94	76	o69y	
j00g	87.06	-3.94	97.58	97.66	92	o98y	
j25g	72.25	-26.89	74.73	79.42	110	y34l	
j50g	60.82	-43.48	57.15	71.81	127	y69l	
j75g	52.51	-54.15	38.27	66.31	145	l03c	
g00b	55.08	-44.06	14.13	46.27	162	l23c	
g25b	57.22	-35.64	-6.03	36.15	190	l55c	
g50b	58.9	-29.03	-21.86	36.34	217	l87c	
g75b	54.42	-15.48	-32.25	35.77	244	c20v	
b00r	46.36	1.15	-37.88	37.9	272	c53v	
b25r	33.76	27.14	-46.69	54.01	300	c87v	
b50r	38.71	61.92	-37.78	72.54	329	v67m	
b75r	45.08	64.27	-3.32	64.36	357	m33o	



Input and output: Colorimetric Printer Reflective System FRS12_95a, L*=20_95 for relative CIELAB hue $h^* = lab^*h^* = h_{ab}^*/360 = 0.354$

data for any colour:

lab^*tch^* and lab^*icu^*

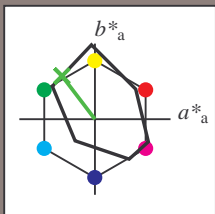
Hue texts:

$u^*_e = j50g$ $u^*_d = y69l$

contrast reduction factor:

$c_R = 0.9$

triangle lightness t^*



FRS12_95a; adapted (a) CIELAB data

	u^*_e	$L^*=L^*_a$	a^*_a	b^*_a	$C^*_{ab,a}$	$h^*_{ab,a}$
O _{Ma}	43.8	53.91	39.75	66.98	36	
Y _{Ma}	87.58	-4.65	98.29	98.4	93	
L _{Ma}	51.95	-56.34	43.53	71.2	142	
C _{Ma}	59.62	-26.2	-28.62	38.8	228	
V _{Ma}	25.01	45.2	-52.8	69.51	311	
M _{Ma}	45.88	70.67	-29.93	76.75	337	
N _{Ma}	20.0	0.0	0.0	0.0	0	
W _{Ma}	95.0	0.0	0.0	0.0	0	
R _{Ma}	39.92	58.74	27.99	65.07	25	
J _{Ma}	81.26	-2.89	71.56	71.62	92	
G _{Ma}	52.23	-42.42	13.6	44.55	162	
B _{Ma}	30.57	1.41	-46.47	46.49	272	

Data for maximum colour (Ma):

$LAB^*LAB^*_{Ma}$: 61 -43 57

$LAB^*LCH^*_{Ma}$: 61 72 127

$lab^*rgb^*_{Ma}$: 0.5 1.0 0.0

$lab^*olv^*_{Ma}$: 0.3 1.0 0.0

triangle lightness t^*

%Gamut

$u^*_{rel} = 88$

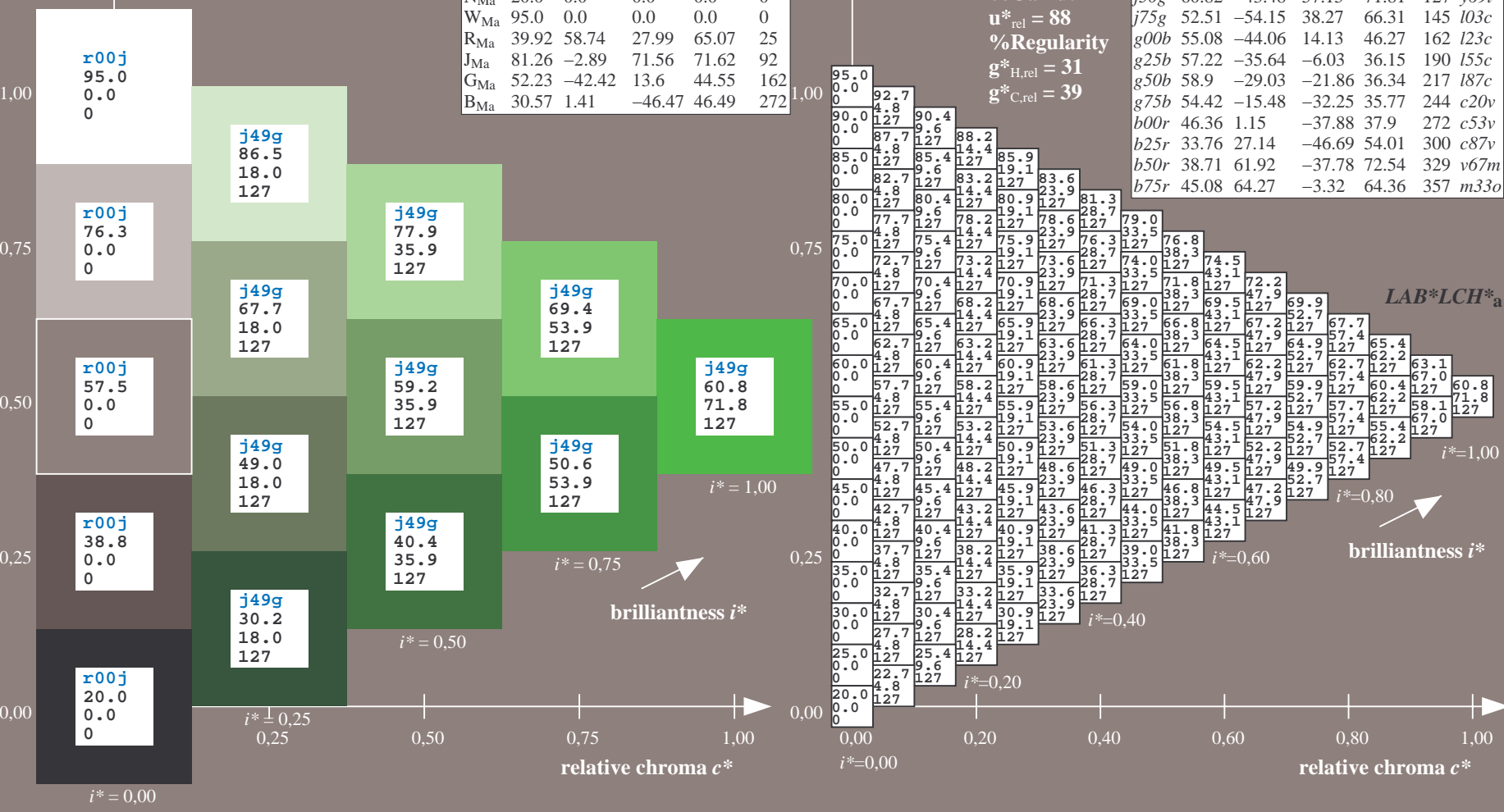
%Regularity

$g^*_{H,rel} = 31$

$g^*_{C,rel} = 39$

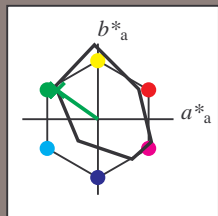
FRS12_95a; adapted (a) CIELAB data

	u^*_e	$L^*=L^*_a$	a^*_a	b^*_a	$C^*_{ab,a}$	$h^*_{ab,a}$	u^*_d
r00j	44.18	56.95	27.14	63.08	25	m81o	
r25j	47.38	49.13	44.53	66.31	42	o10y	
r50j	57.76	35.24	58.41	68.22	59	o40y	
r75j	69.81	19.13	74.52	76.94	76	o69y	
j00g	87.06	-3.94	97.58	97.66	92	o98y	
j25g	72.25	-26.89	74.73	79.42	110	y34l	
j50g	60.82	-43.48	57.15	71.81	127	y69l	
j75g	52.51	-54.15	38.27	66.31	145	l03c	
g00b	55.08	-44.06	14.13	46.27	162	l23c	
g25b	57.22	-35.64	-6.03	36.15	190	l55c	
g50b	58.9	-29.03	-21.86	36.34	217	l87c	
g75b	54.42	-15.48	-32.25	35.77	244	c20v	
b00r	46.36	1.15	-37.88	37.9	272	c53v	
b25r	33.76	27.14	-46.69	54.01	300	c87v	
b50r	38.71	61.92	-37.78	72.54	329	v67m	
b75r	45.08	64.27	-3.32	64.36	357	m33o	



Input and output: Colorimetric Printer Reflective System FRS12_95a, L*=20_95 for relative CIELAB hue $h^* = lab^*h^* = h_{ab}/360 = 0.402$
 data for any colour:
 lab^*tch^* and lab^*icu^*

Hue texts:
 $u^*_e = j75g$ $u^*_d = i03c$
 contrast reduction factor:
 $c_R = 0.9$
 triangle lightness t^*



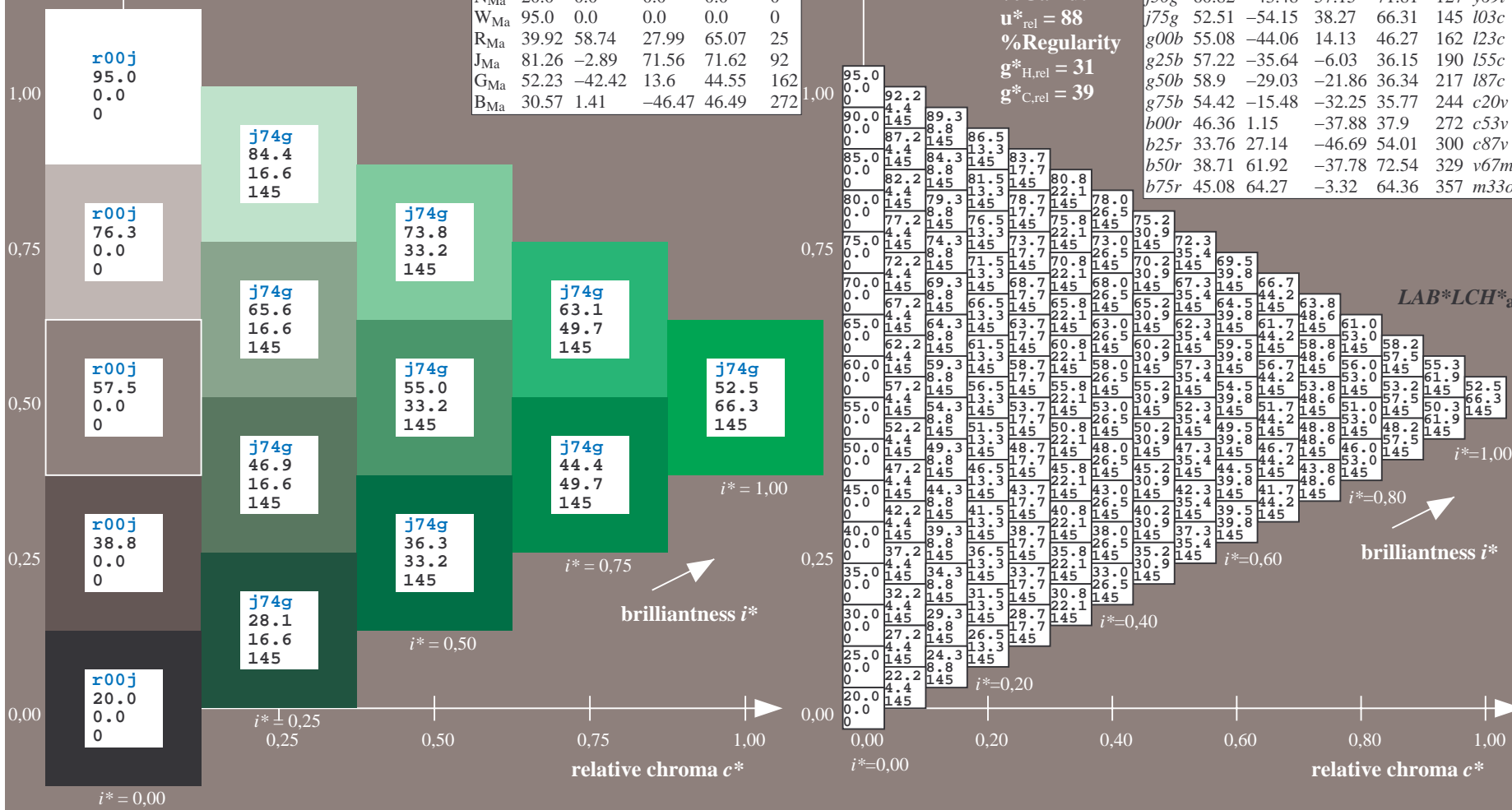
FRS12_95a; adapted (a) CIELAB data						
	u^*_e	$L^*=L^*_a$	a^*_a	b^*_a	$C^*_{ab,a}$	$h^*_{ab,a}$
O _{Ma}	43.8	53.91	39.75	66.98	36	
Y _{Ma}	87.58	-4.65	98.29	98.4	93	
L _{Ma}	51.95	-56.34	43.53	71.2	142	
C _{Ma}	59.62	-26.2	-28.62	38.8	228	
V _{Ma}	25.01	45.2	-52.8	69.51	311	
M _{Ma}	45.88	70.67	-29.93	76.75	337	
N _{Ma}	20.0	0.0	0.0	0.0	0	
W _{Ma}	95.0	0.0	0.0	0.0	0	
R _{Ma}	39.92	58.74	27.99	65.07	25	
J _{Ma}	81.26	-2.89	71.56	71.62	92	
G _{Ma}	52.23	-42.42	13.6	44.55	162	
B _{Ma}	30.57	1.41	-46.47	46.49	272	

Data for maximum colour (Ma):

$LAB^*LAB^*_{Ma}$: 53 -54 38
 $LAB^*LCH^*_{Ma}$: 53 66 144
 $lab^*rgb^*_{Ma}$: 0.25 1.0 0.0
 $lab^*olv^*_{Ma}$: 0.0 1.0 0.03

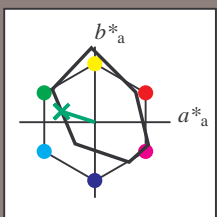
FRS12_95a; adapted (a) CIELAB data							
	u^*_e	$L^*=L^*_a$	a^*_a	b^*_a	$C^*_{ab,a}$	$h^*_{ab,a}$	u^*_d
r00j	44.18	56.95	27.14	63.08	25	m81o	
r25j	47.38	49.13	44.53	66.31	42	o10y	
r50j	57.76	35.24	58.41	68.22	59	o40y	
r75j	69.81	19.13	74.52	76.94	76	o69y	
j00g	87.06	-3.94	97.58	97.66	92	o98y	
j25g	72.25	-26.89	74.73	79.42	110	y34l	
j50g	60.82	-43.48	57.15	71.81	127	y69l	
j75g	52.51	-54.15	38.27	66.31	145	i03c	
g00b	55.08	-44.06	14.13	46.27	162	i23c	
g25b	57.22	-35.64	-6.03	36.15	190	i55c	
g50b	58.9	-29.03	-21.86	36.34	217	i87c	
g75b	54.42	-15.48	-32.25	35.77	244	c20v	
b00r	46.36	1.15	-37.88	37.9	272	c53v	
b25r	33.76	27.14	-46.69	54.01	300	c87v	
b50r	38.71	61.92	-37.78	72.54	329	v67m	
b75r	45.08	64.27	-3.32	64.36	357	m33o	

triangle lightness t^*
 %Gamut
 $u^*_{rel} = 88$
 %Regularity
 $g^*_{H,rel} = 31$
 $g^*_{C,rel} = 39$



Input and output: Colorimetric Printer Reflective System FRS12_95a, L*=20_95 for relative CIELAB hue $h^* = lab^*h^* = h_{ab}/360 = 0.451$
 data for any colour:
 lab^*tch^* and lab^*icu^*

Hue texts:
 $u^*_e = g00b$ $u^*_d = l23c$
 contrast reduction factor:
 $c_R = 0.9$
 triangle lightness t^*



FRS12_95a; adapted (a) CIELAB data						
	u^*_e	$L^*=L^*_a$	a^*_a	b^*_a	$C^*_{ab,a}$	$h^*_{ab,a}$
O _{Ma}	43.8	53.91	39.75	66.98	36	
Y _{Ma}	87.58	-4.65	98.29	98.4	93	
L _{Ma}	51.95	-56.34	43.53	71.2	142	
C _{Ma}	59.62	-26.2	-28.62	38.8	228	
V _{Ma}	25.01	45.2	-52.8	69.51	311	
M _{Ma}	45.88	70.67	-29.93	76.75	337	
N _{Ma}	20.0	0.0	0.0	0.0	0	
W _{Ma}	95.0	0.0	0.0	0.0	0	
R _{Ma}	39.92	58.74	27.99	65.07	25	
J _{Ma}	81.26	-2.89	71.56	71.62	92	
G _{Ma}	52.23	-42.42	13.6	44.55	162	
B _{Ma}	30.57	1.41	-46.47	46.49	272	

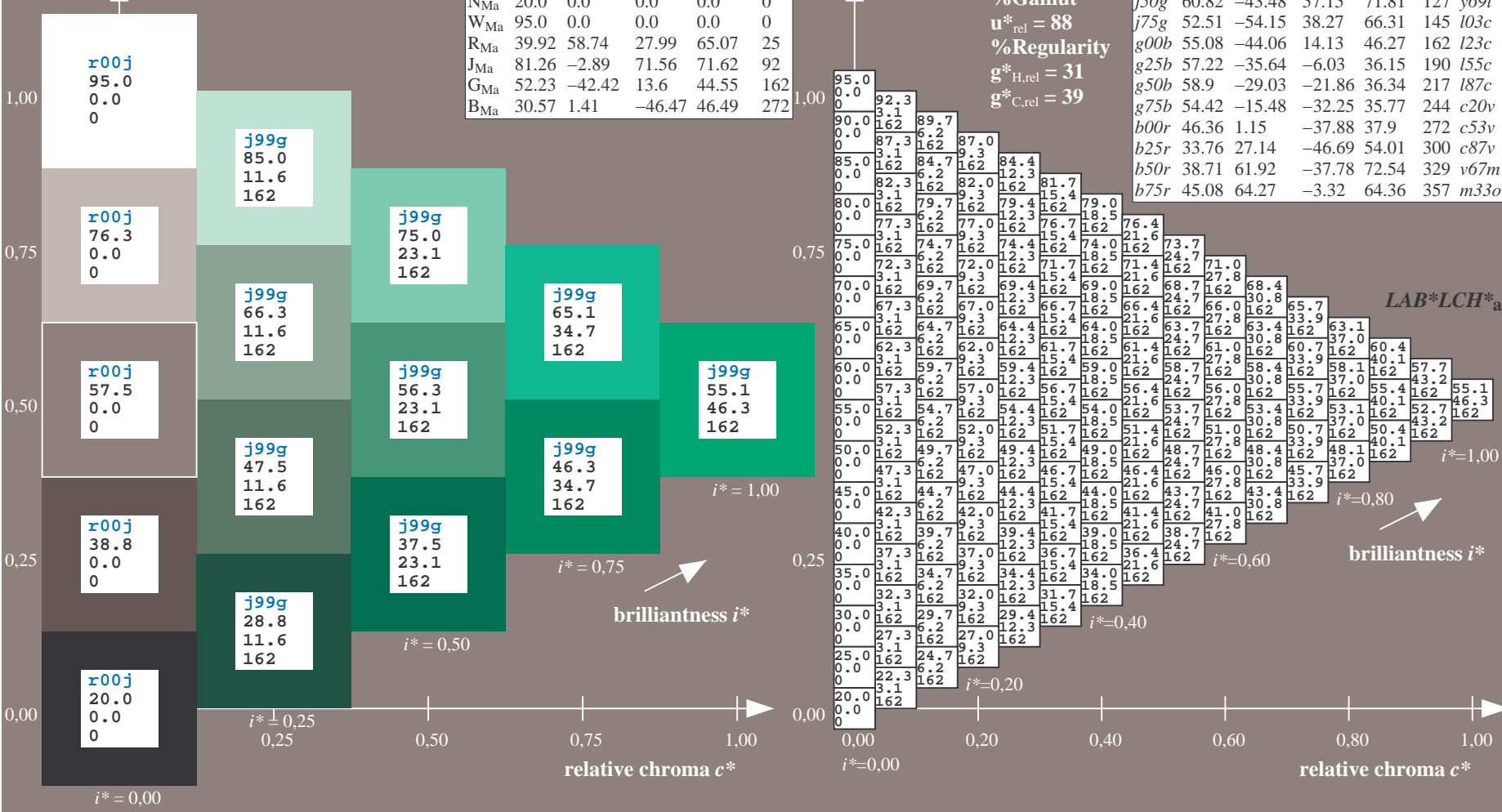
Data for maximum colour (Ma):

$LAB^*LAB^*_{Ma}$: 55 -44 14
 $LAB^*LCH^*_{Ma}$: 55 46 162
 $lab^*rgb^*_{Ma}$: 0.0 1.0 0.0
 $lab^*olv^*_{Ma}$: 0.0 1.0 0.23

triangle lightness t^*

%Gamut
 $u^*_{rel} = 88$
 %Regularity
 $g^*_{H,rel} = 31$
 $g^*_{C,rel} = 39$

FRS12_95a; adapted (a) CIELAB data							
	u^*_e	$L^*=L^*_a$	a^*_a	b^*_a	$C^*_{ab,a}$	$h^*_{ab,a}$	u^*_d
r00j	44.18	56.95	27.14	63.08	25	m81o	
r25j	47.38	49.13	44.53	66.31	42	o10y	
r50j	57.76	35.24	58.41	68.22	59	o40y	
r75j	69.81	19.13	74.52	76.94	76	o69y	
j00g	87.06	-3.94	97.58	97.66	92	o98y	
j25g	72.25	-26.89	74.73	79.42	110	y34l	
j50g	60.82	-43.48	57.15	71.81	127	y69l	
j75g	52.51	-54.15	38.27	66.31	145	l03c	
g00b	55.08	-44.06	14.13	46.27	162	l23c	
g25b	57.22	-35.64	-6.03	36.15	190	l55c	
g50b	58.9	-29.03	-21.86	36.34	217	l87c	
g75b	54.42	-15.48	-32.25	35.77	244	c20v	
b00r	46.36	1.15	-37.88	37.9	272	c53v	
b25r	33.76	27.14	-46.69	54.01	300	c87v	
b50r	38.71	61.92	-37.78	72.54	329	v67m	
b75r	45.08	64.27	-3.32	64.36	357	m33o	



See for similar files: <http://www.ps.bam.de/Fe65/>; [www.ps.bam.de/Version 2.1, io=1,1, ColSpX=0](http://www.ps.bam.de/Version2.1,io=1,1,ColSpX=0)
 Technical information: <http://www.ps.bam.de>

BAM registration: 20081001-Fe65/10L/L65e00NP.PDF/ .PS
 application for evaluation and measurement of printer or monitor systems
 BAM material: code=rhadata

Input and output: Colorimetric Printer Reflective System FRS12_95a, L*=20_95 for relative CIELAB hue $h^* = lab^*h^* = h_{ab}^*/360 = 0.527$

data for any colour:

lab^*tch^* and lab^*icu^*

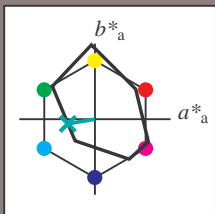
Hue texts:

$u^*_e = g25b$ $u^*_d = l55c$

contrast reduction factor:

$c_R = 0.9$

triangle lightness t^*



FRS12_95a; adapted (a) CIELAB data

	u^*_e	$L^*=L^*_a$	a^*_a	b^*_a	$C^*_{ab,a}$	$h^*_{ab,a}$
O _{Ma}	43.8	53.91	39.75	66.98	36	
Y _{Ma}	87.58	-4.65	98.29	98.4	93	
L _{Ma}	51.95	-56.34	43.53	71.2	142	
C _{Ma}	59.62	-26.2	-28.62	38.8	228	
V _{Ma}	25.01	45.2	-52.8	69.51	311	
M _{Ma}	45.88	70.67	-29.93	76.75	337	
N _{Ma}	20.0	0.0	0.0	0.0	0	
W _{Ma}	95.0	0.0	0.0	0.0	0	
R _{Ma}	39.92	58.74	27.99	65.07	25	
J _{Ma}	81.26	-2.89	71.56	71.62	92	
G _{Ma}	52.23	-42.42	13.6	44.55	162	
B _{Ma}	30.57	1.41	-46.47	46.49	272	

Data for maximum colour (Ma):

$LAB^*LAB^*_{Ma}: 57 -36 -6$

$LAB^*LCH^*_{Ma}: 57 36 189$

$lab^*rgb^*_{Ma}: 0.0 1.0 0.5$

$lab^*olv^*_{Ma}: 0.0 1.0 0.55$

triangle lightness t^*

%Gamut

$u^*_{rel} = 88$

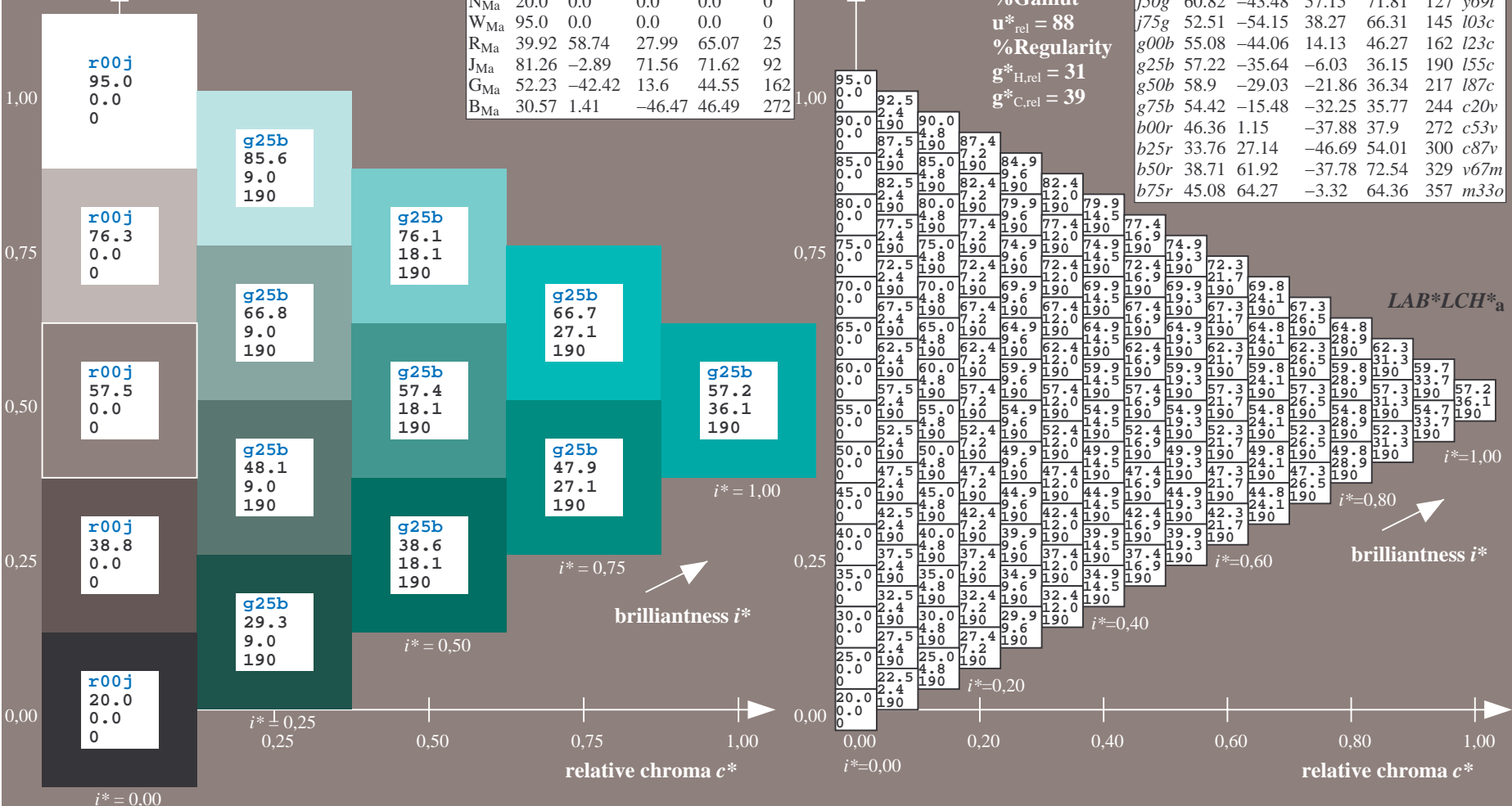
%Regularity

$g^*_{H,rel} = 31$

$g^*_{C,rel} = 39$

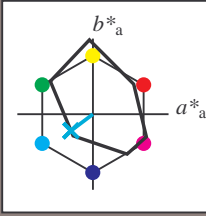
FRS12_95a; adapted (a) CIELAB data

	u^*_e	$L^*=L^*_a$	a^*_a	b^*_a	$C^*_{ab,a}$	$h^*_{ab,a}$	u^*_d
r00j	44.18	56.95	27.14	63.08	25	m81o	
r25j	47.38	49.13	44.53	66.31	42	o10y	
r50j	57.76	35.24	58.41	68.22	59	o40y	
r75j	69.81	19.13	74.52	76.94	76	o69y	
j00g	87.06	-3.94	97.58	97.66	92	o98y	
j25g	72.25	-26.89	74.73	79.42	110	y34l	
j50g	60.82	-43.48	57.15	71.81	127	y69l	
j75g	52.51	-54.15	38.27	66.31	145	l03c	
g00b	55.08	-44.06	14.13	46.27	162	l23c	
g25b	57.22	-35.64	-6.03	36.15	190	l55c	
g50b	58.9	-29.03	-21.86	36.34	217	l87c	
g75b	54.42	-15.48	-32.25	35.77	244	c20v	
b00r	46.36	1.15	-37.88	37.9	272	c53v	
b25r	33.76	27.14	-46.69	54.01	300	c87v	
b50r	38.71	61.92	-37.78	72.54	329	v67m	
b75r	45.08	64.27	-3.32	64.36	357	m33o	



Input and output: Colorimetric Printer Reflective System FRS12_95a, L*=20_95 for relative CIELAB hue $h^* = lab^*h^* = h_{ab}^*/360 = 0.603$
 data for any colour:
 lab^*tch^* and lab^*icu^*

Hue texts:
 $u^*_e = g50b$ $u^*_d = 187c$
 contrast reduction factor:
 $c_R = 0.9$
 triangle lightness t^*



FRS12_95a; adapted (a) CIELAB data

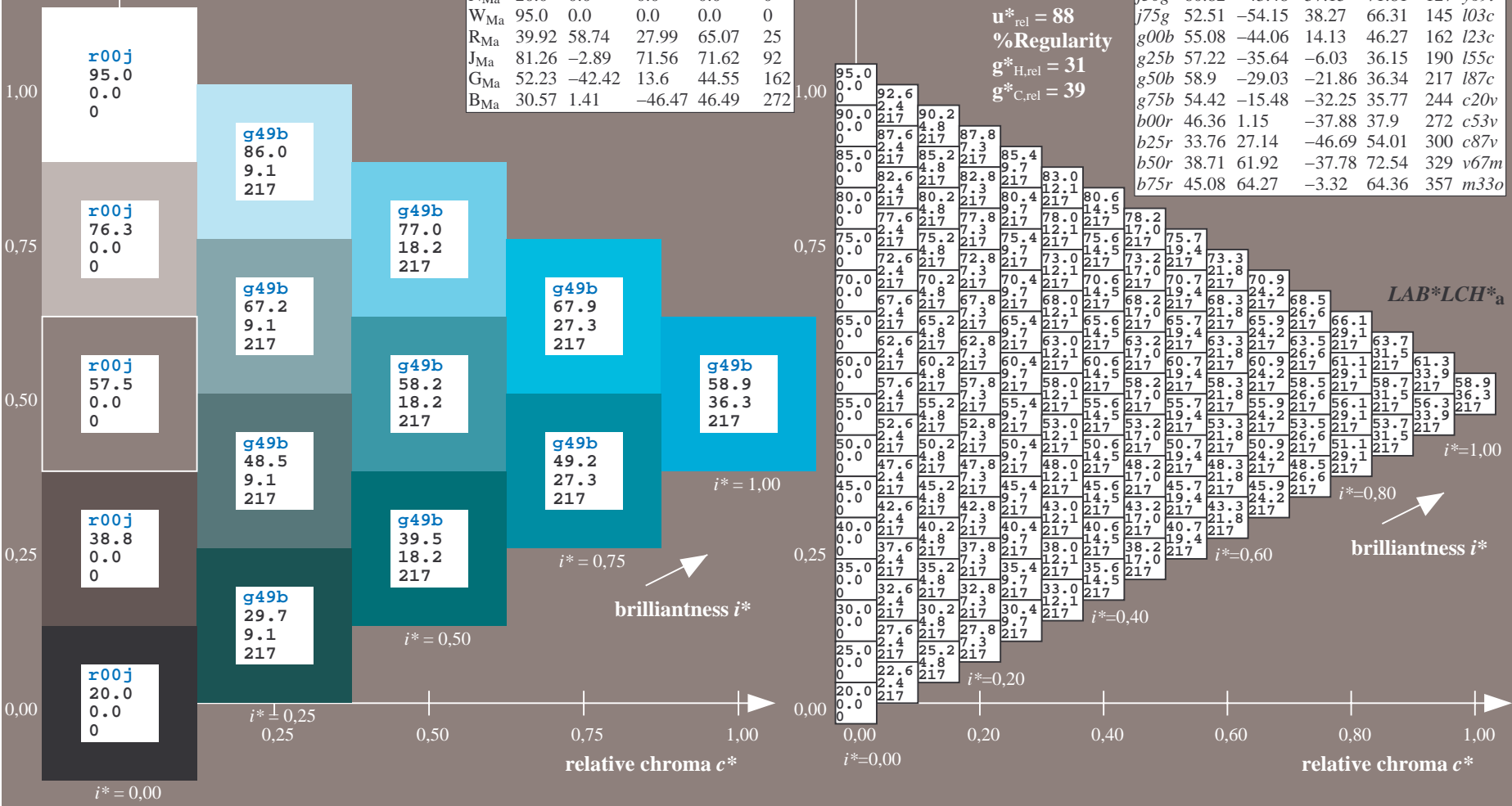
	u^*_e	$L^*=L^*_a$	a^*_a	b^*_a	$C^*_{ab,a}$	$h^*_{ab,a}$
O _{Ma}	43.8	53.91	39.75	66.98	36	
Y _{Ma}	87.58	-4.65	98.29	98.4	93	
L _{Ma}	51.95	-56.34	43.53	71.2	142	
C _{Ma}	59.62	-26.2	-28.62	38.8	228	
V _{Ma}	25.01	45.2	-52.8	69.51	311	
M _{Ma}	45.88	70.67	-29.93	76.75	337	
N _{Ma}	20.0	0.0	0.0	0.0	0	
W _{Ma}	95.0	0.0	0.0	0.0	0	
R _{Ma}	39.92	58.74	27.99	65.07	25	
J _{Ma}	81.26	-2.89	71.56	71.62	92	
G _{Ma}	52.23	-42.42	13.6	44.55	162	
B _{Ma}	30.57	1.41	-46.47	46.49	272	

Data for maximum colour (Ma):
 $LAB^*LAB^*_Ma: 59 -29 -22$
 $LAB^*LCH^*_Ma: 59 36 216$
 $lab^*rgb^*_Ma: 0.0 1.0 1.0$
 $lab^*olv^*_Ma: 0.0 1.0 0.88$
 triangle lightness t^*

FRS12_95a; adapted (a) CIELAB data

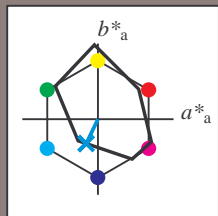
	u^*_e	$L^*=L^*_a$	a^*_a	b^*_a	$C^*_{ab,a}$	$h^*_{ab,a}$	u^*_d
r00j	44.18	56.95	27.14	63.08	25	m81o	
r25j	47.38	49.13	44.53	66.31	42	o10y	
r50j	57.76	35.24	58.41	68.22	59	o40y	
r75j	69.81	19.13	74.52	76.94	76	o69y	
j00g	87.06	-3.94	97.58	97.66	92	o98y	
j25g	72.25	-26.89	74.73	79.42	110	y34l	
j50g	60.82	-43.48	57.15	71.81	127	y69l	
j75g	52.51	-54.15	38.27	66.31	145	l03c	
g00b	55.08	-44.06	14.13	46.27	162	l23c	
g25b	57.22	-35.64	-6.03	36.15	190	l55c	
g50b	58.9	-29.03	-21.86	36.34	217	l87c	
g75b	54.42	-15.48	-32.25	35.77	244	c20v	
b00r	46.36	1.15	-37.88	37.9	272	c53v	
b25r	33.76	27.14	-46.69	54.01	300	c87v	
b50r	38.71	61.92	-37.78	72.54	329	v67m	
b75r	45.08	64.27	-3.32	64.36	357	m33o	

%Gamut
 $u^*_{rel} = 88$
 %Regularity
 $g^*_{H,rel} = 31$
 $g^*_{C,rel} = 39$



Input and output: Colorimetric Printer Reflective System FRS12_95a, L*=20_95 for relative CIELAB hue $h^* = lab^*h^* = h_{ab}/360 = 0.679$
 data for any colour:

lab^*tch^* and lab^*icu^*
 Hue texts:
 $u^*_e = g75b$ $u^*_d = c20v$
 contrast reduction factor:
 $c_R = 0.9$
 triangle lightness t^*



FRS12_95a; adapted (a) CIELAB data

	u^*_e	$L^*=L^*_a$	a^*_a	b^*_a	$C^*_{ab,a}$	$h^*_{ab,a}$
O _{Ma}	43.8	53.91	39.75	66.98	36	
Y _{Ma}	87.58	-4.65	98.29	98.4	93	
L _{Ma}	51.95	-56.34	43.53	71.2	142	
C _{Ma}	59.62	-26.2	-28.62	38.8	228	
V _{Ma}	25.01	45.2	-52.8	69.51	311	
M _{Ma}	45.88	70.67	-29.93	76.75	337	
N _{Ma}	20.0	0.0	0.0	0.0	0	
W _{Ma}	95.0	0.0	0.0	0.0	0	
R _{Ma}	39.92	58.74	27.99	65.07	25	
J _{Ma}	81.26	-2.89	71.56	71.62	92	
G _{Ma}	52.23	-42.42	13.6	44.55	162	
B _{Ma}	30.57	1.41	-46.47	46.49	272	

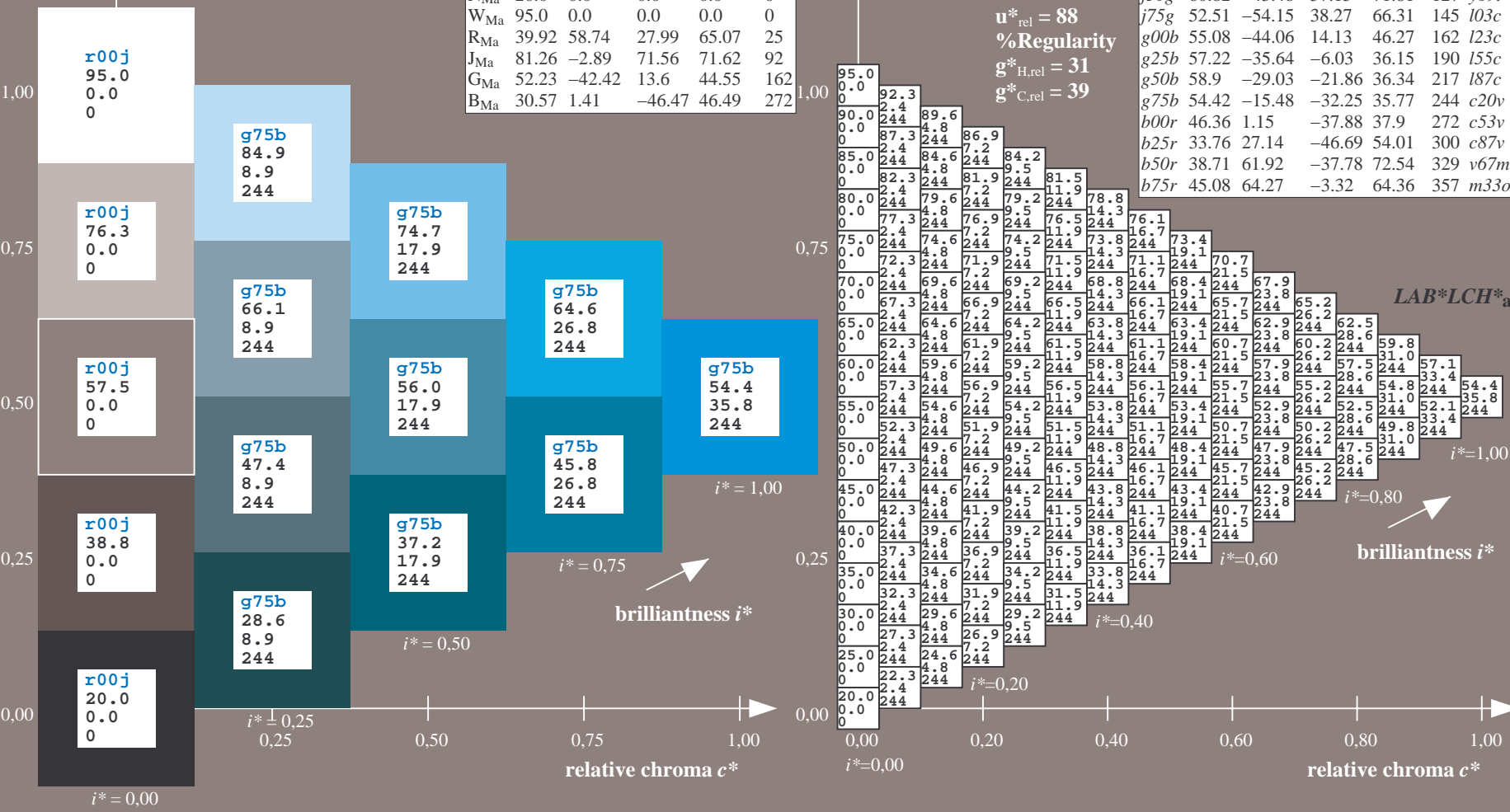
Data for maximum colour (Ma):

$LAB^*LAB^*_{Ma}$: 54 -15 -32
 $LAB^*LCH^*_{Ma}$: 54 36 244
 $lab^*rgb^*_{Ma}$: 0.0 0.5 1.0
 $lab^*olv^*_{Ma}$: 0.0 0.8 1.0

FRS12_95a; adapted (a) CIELAB data

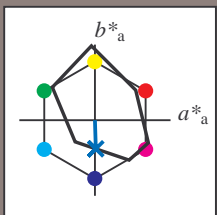
	u^*_e	$L^*=L^*_a$	a^*_a	b^*_a	$C^*_{ab,a}$	$h^*_{ab,a}$	u^*_d
r00j	44.18	56.95	27.14	63.08	25	m81o	
r25j	47.38	49.13	44.53	66.31	42	o10y	
r50j	57.76	35.24	58.41	68.22	59	o40y	
r75j	69.81	19.13	74.52	76.94	76	o69y	
j00g	87.06	-3.94	97.58	97.66	92	o98y	
j25g	72.25	-26.89	74.73	79.42	110	y34l	
j50g	60.82	-43.48	57.15	71.81	127	y69l	
j75g	52.51	-54.15	38.27	66.31	145	l03c	
g00b	55.08	-44.06	14.13	46.27	162	l23c	
g25b	57.22	-35.64	-6.03	36.15	190	l55c	
g50b	58.9	-29.03	-21.86	36.34	217	l87c	
g75b	54.42	-15.48	-32.25	35.77	244	c20v	
b00r	46.36	1.15	-37.88	37.9	272	c53v	
b25r	33.76	27.14	-46.69	54.01	300	c87v	
b50r	38.71	61.92	-37.78	72.54	329	v67m	
b75r	45.08	64.27	-3.32	64.36	357	m33o	

triangle lightness t^*
 %Gamut
 $u^*_{rel} = 88$
 %Regularity
 $g^*_{H,rel} = 31$
 $g^*_{C,rel} = 39$



Input and output: Colorimetric Printer Reflective System FRS12_95a, L*=20_95 for relative CIELAB hue $h^* = lab^*h^* = h_{ab}^*/360 = 0.755$
 data for any colour:
 lab^*tch^* and lab^*icu^*

Hue texts:
 $u^*_e = b00r$ $u^*_d = c53v$
 contrast reduction factor:
 $c_R = 0.9$
 triangle lightness t^*



FRS12_95a; adapted (a) CIELAB data	u^*_e	$L^*=L^*_a$	a^*_a	b^*_a	$C^*_{ab,a}$	$h^*_{ab,a}$
O _{Ma}	43.8	53.91	39.75	66.98	36	
Y _{Ma}	87.58	-4.65	98.29	98.4	93	
L _{Ma}	51.95	-56.34	43.53	71.2	142	
C _{Ma}	59.62	-26.2	-28.62	38.8	228	
V _{Ma}	25.01	45.2	-52.8	69.51	311	
M _{Ma}	45.88	70.67	-29.93	76.75	337	
N _{Ma}	20.0	0.0	0.0	0.0	0	
W _{Ma}	95.0	0.0	0.0	0.0	0	
R _{Ma}	39.92	58.74	27.99	65.07	25	
J _{Ma}	81.26	-2.89	71.56	71.62	92	
G _{Ma}	52.23	-42.42	13.6	44.55	162	
B _{Ma}	30.57	1.41	-46.47	46.49	272	

Data for maximum colour (Ma):

$LAB^*LAB^*_{Ma}$: 46 1 -38

$LAB^*LCH^*_{Ma}$: 46 38 271

$lab^*rgb^*_{Ma}$: 0.0 0.0 1.0

$lab^*olv^*_{Ma}$: 0.0 0.47 1.0

triangle lightness t^*

%Gamut

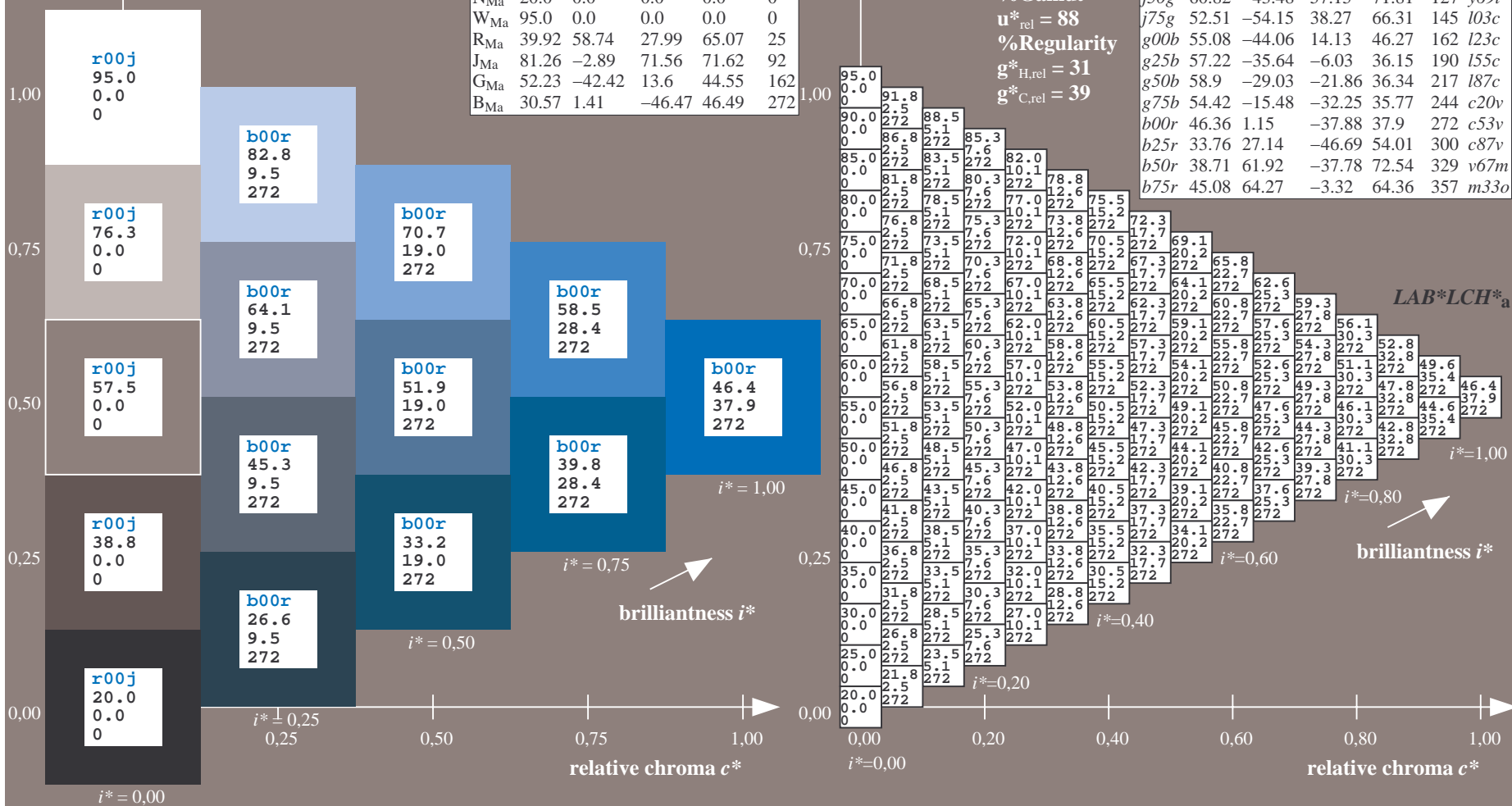
$u^*_{rel} = 88$

%Regularity

$g^*_{H,rel} = 31$

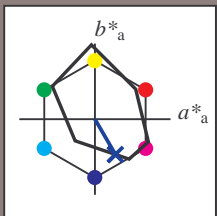
$g^*_{C,rel} = 39$

FRS12_95a; adapted (a) CIELAB data	u^*_e	$L^*=L^*_a$	a^*_a	b^*_a	$C^*_{ab,a}$	$h^*_{ab,a}$	u^*_d
r00j	44.18	56.95	27.14	63.08	25	m81o	
r25j	47.38	49.13	44.53	66.31	42	o10y	
r50j	57.76	35.24	58.41	68.22	59	o40y	
r75j	69.81	19.13	74.52	76.94	76	o69y	
j00g	87.06	-3.94	97.58	97.66	92	o98y	
j25g	72.25	-26.89	74.73	79.42	110	y34l	
j50g	60.82	-43.48	57.15	71.81	127	y69l	
j75g	52.51	-54.15	38.27	66.31	145	l03c	
g00b	55.08	-44.06	14.13	46.27	162	l23c	
g25b	57.22	-35.64	-6.03	36.15	190	l55c	
g50b	58.9	-29.03	-21.86	36.34	217	l87c	
g75b	54.42	-15.48	-32.25	35.77	244	c20v	
b00r	46.36	1.15	-37.88	37.9	272	c53v	
b25r	33.76	27.14	-46.69	54.01	300	c87v	
b50r	38.71	61.92	-37.78	72.54	329	v67m	
b75r	45.08	64.27	-3.32	64.36	357	m33o	



Input and output: Colorimetric Printer Reflective System FRS12_95a, L*=20_95 for relative CIELAB hue $h^* = lab^*h^* = h_{ab}^*/360 = 0.834$
 data for any colour:

lab^*tch^* and lab^*icu^*
 Hue texts:
 $u^*_e = b25r$ $u^*_d = c87v$
 contrast reduction factor:
 $c_R = 0.9$
 triangle lightness t^*



FRS12_95a; adapted (a) CIELAB data

	u^*_e	$L^*=L^*_a$	a^*_a	b^*_a	$C^*_{ab,a}$	$h^*_{ab,a}$
O _{Ma}	43.8	53.91	39.75	66.98	36	
Y _{Ma}	87.58	-4.65	98.29	98.4	93	
L _{Ma}	51.95	-56.34	43.53	71.2	142	
C _{Ma}	59.62	-26.2	-28.62	38.8	228	
V _{Ma}	25.01	45.2	-52.8	69.51	311	
M _{Ma}	45.88	70.67	-29.93	76.75	337	
N _{Ma}	20.0	0.0	0.0	0.0	0	
W _{Ma}	95.0	0.0	0.0	0.0	0	
R _{Ma}	39.92	58.74	27.99	65.07	25	
J _{Ma}	81.26	-2.89	71.56	71.62	92	
G _{Ma}	52.23	-42.42	13.6	44.55	162	
B _{Ma}	30.57	1.41	-46.47	46.49	272	

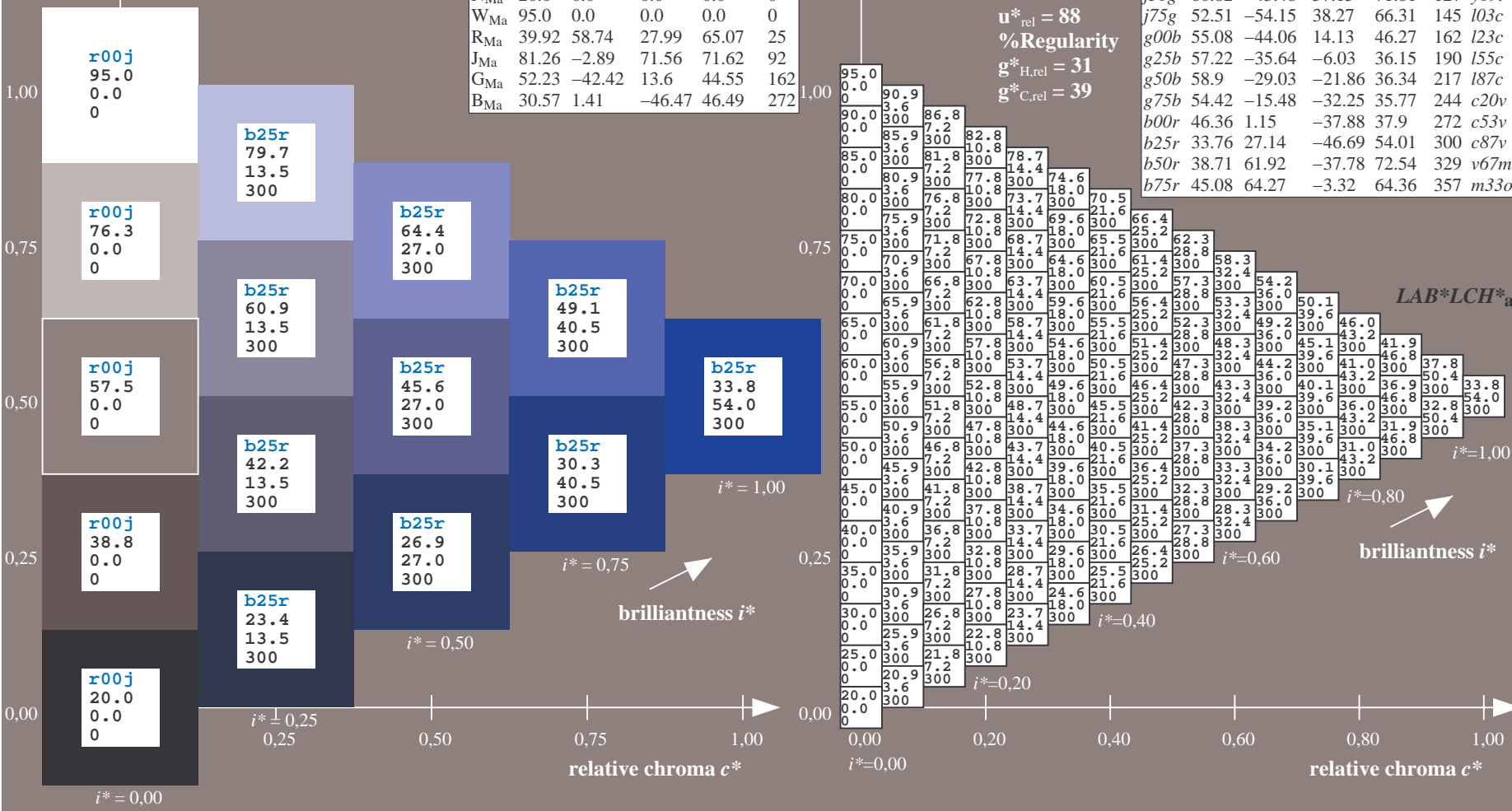
Data for maximum colour (Ma):

$LAB^*LAB^*_{Ma}$: 34 27 -47
 $LAB^*LCH^*_{Ma}$: 34 54 300
 $lab^*rgb^*_{Ma}$: 0.5 0.0 1.0
 $lab^*olv^*_{Ma}$: 0.0 0.13 1.0
 triangle lightness t^*

FRS12_95a; adapted (a) CIELAB data

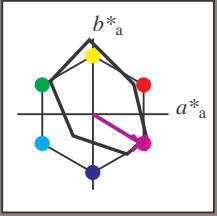
	u^*_e	$L^*=L^*_a$	a^*_a	b^*_a	$C^*_{ab,a}$	$h^*_{ab,a}$	u^*_d
r00j	44.18	56.95	27.14	63.08	25	m81o	
r25j	47.38	49.13	44.53	66.31	42	o10y	
r50j	57.76	35.24	58.41	68.22	59	o40y	
r75j	69.81	19.13	74.52	76.94	76	o69y	
j00g	87.06	-3.94	97.58	97.66	92	o98y	
j25g	72.25	-26.89	74.73	79.42	110	y34l	
j50g	60.82	-43.48	57.15	71.81	127	y69l	
j75g	52.51	-54.15	38.27	66.31	145	l03c	
g00b	55.08	-44.06	14.13	46.27	162	l23c	
g25b	57.22	-35.64	-6.03	36.15	190	l55c	
g50b	58.9	-29.03	-21.86	36.34	217	l87c	
g75b	54.42	-15.48	-32.25	35.77	244	c20v	
b00r	46.36	1.15	-37.88	37.9	272	c53v	
b25r	33.76	27.14	-46.69	54.01	300	c87v	
b50r	38.71	61.92	-37.78	72.54	329	v67m	
b75r	45.08	64.27	-3.32	64.36	357	m33o	

%Gamut
 $u^*_{rel} = 88$
 %Regularity
 $g^*_{H,rel} = 31$
 $g^*_{C,rel} = 39$



Input and output: Colorimetric Printer Reflective System FRS12_95a, L*=20_95 for relative CIELAB hue $h^* = lab^*h^* = h_{ab}^*/360 = 0.913$
 data for any colour:
 lab^*tch^* and lab^*icu^*

Hue texts:
 $u^*_e = b50r$ $u^*_d = v67m$
 contrast reduction factor:
 $c_R = 0.9$
 triangle lightness t^*



FRS12_95a; adapted (a) CIELAB data

	u^*_e	$L^*=L^*_a$	a^*_a	b^*_a	$C^*_{ab,a}$	$h^*_{ab,a}$
O _{Ma}	43.8	53.91	39.75	66.98	36	
Y _{Ma}	87.58	-4.65	98.29	98.4	93	
L _{Ma}	51.95	-56.34	43.53	71.2	142	
C _{Ma}	59.62	-26.2	-28.62	38.8	228	
V _{Ma}	25.01	45.2	-52.8	69.51	311	
M _{Ma}	45.88	70.67	-29.93	76.75	337	
N _{Ma}	20.0	0.0	0.0	0.0	0	
W _{Ma}	95.0	0.0	0.0	0.0	0	
R _{Ma}	39.92	58.74	27.99	65.07	25	
J _{Ma}	81.26	-2.89	71.56	71.62	92	
G _{Ma}	52.23	-42.42	13.6	44.55	162	
B _{Ma}	30.57	1.41	-46.47	46.49	272	

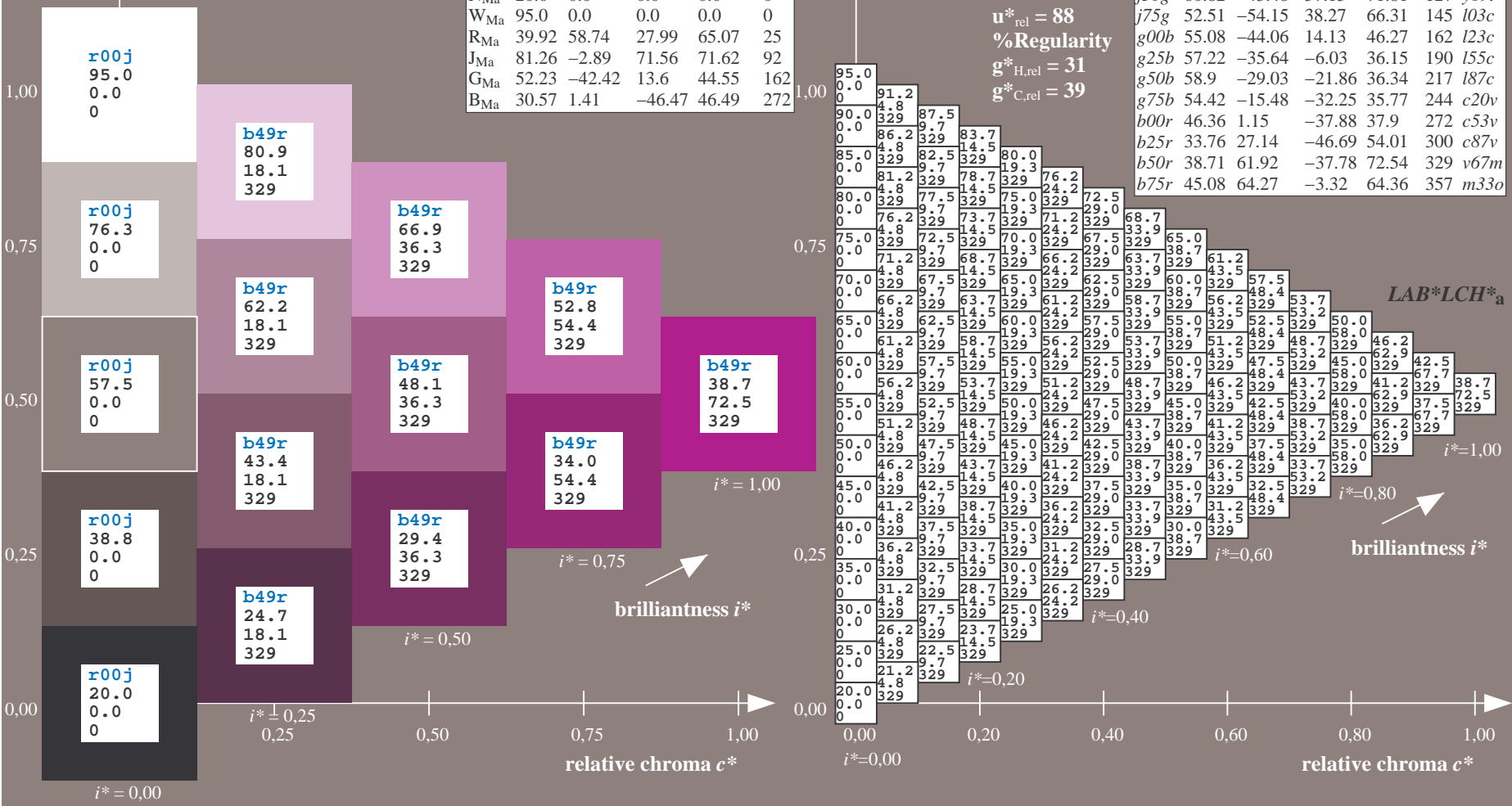
Data for maximum colour (Ma):

$LAB^*LAB^*_{Ma}$: 39 62 -38
 $LAB^*LCH^*_{Ma}$: 39 73 328
 $lab^*rgb^*_{Ma}$: 1.0 0.0 1.0
 $lab^*olv^*_{Ma}$: 0.68 0.0 1.0

FRS12_95a; adapted (a) CIELAB data

	u^*_e	$L^*=L^*_a$	a^*_a	b^*_a	$C^*_{ab,a}$	$h^*_{ab,a}$	u^*_d
r00j	44.18	56.95	27.14	63.08	25	m81o	
r25j	47.38	49.13	44.53	66.31	42	o10y	
r50j	57.76	35.24	58.41	68.22	59	o40y	
r75j	69.81	19.13	74.52	76.94	76	o69y	
j00g	87.06	-3.94	97.58	97.66	92	o98y	
j25g	72.25	-26.89	74.73	79.42	110	y34l	
j50g	60.82	-43.48	57.15	71.81	127	y69l	
j75g	52.51	-54.15	38.27	66.31	145	l03c	
g00b	55.08	-44.06	14.13	46.27	162	l23c	
g25b	57.22	-35.64	-6.03	36.15	190	l55c	
g50b	58.9	-29.03	-21.86	36.34	217	l87c	
g75b	54.42	-15.48	-32.25	35.77	244	c20v	
b00r	46.36	1.15	-37.88	37.9	272	c53v	
b25r	33.76	27.14	-46.69	54.01	300	c87v	
b50r	38.71	61.92	-37.78	72.54	329	v67m	
b75r	45.08	64.27	-3.32	64.36	357	m33o	

triangle lightness t^*
 %Gamut
 $u^*_{rel} = 88$
 %Regularity
 $g^*_{H,rel} = 31$
 $g^*_{C,rel} = 39$

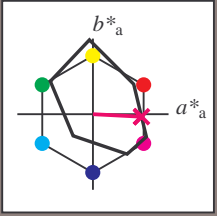


See for similar files: <http://www.ps.bam.de/Fe65/>;
 Technical information: <http://www.ps.bam.de>
 Version 2.1, io=1,1, ColSpx=0

BAM registration: 20081001-Fe65/10L/L65e00NP.PDF/ .PS
 application for evaluation and measurement of printer or monitor systems
 BAM material: code=rh4ta

Input and output: Colorimetric Printer Reflective System FRS12_95a, L*=20_95 for relative CIELAB hue $h^* = lab^*h^* = h_{ab}/360 = 0.992$

data for any colour:
 lab^*tch^* and lab^*icu^*
 Hue texts:
 $u^*_e = b75r$ $u^*_d = m33o$
 contrast reduction factor:
 $c_R = 0.9$
 triangle lightness t^*



FRS12_95a; adapted (a) CIELAB data

	u^*_e	$L^*=L^*_a$	a^*_a	b^*_a	$C^*_{ab,a}$	$h^*_{ab,a}$
O _{Ma}	43.8	53.91	39.75	66.98	36	
Y _{Ma}	87.58	-4.65	98.29	98.4	93	
L _{Ma}	51.95	-56.34	43.53	71.2	142	
C _{Ma}	59.62	-26.2	-28.62	38.8	228	
V _{Ma}	25.01	45.2	-52.8	69.51	311	
M _{Ma}	45.88	70.67	-29.93	76.75	337	
N _{Ma}	20.0	0.0	0.0	0.0	0	
W _{Ma}	95.0	0.0	0.0	0.0	0	
R _{Ma}	39.92	58.74	27.99	65.07	25	
J _{Ma}	81.26	-2.89	71.56	71.62	92	
G _{Ma}	52.23	-42.42	13.6	44.55	162	
B _{Ma}	30.57	1.41	-46.47	46.49	272	

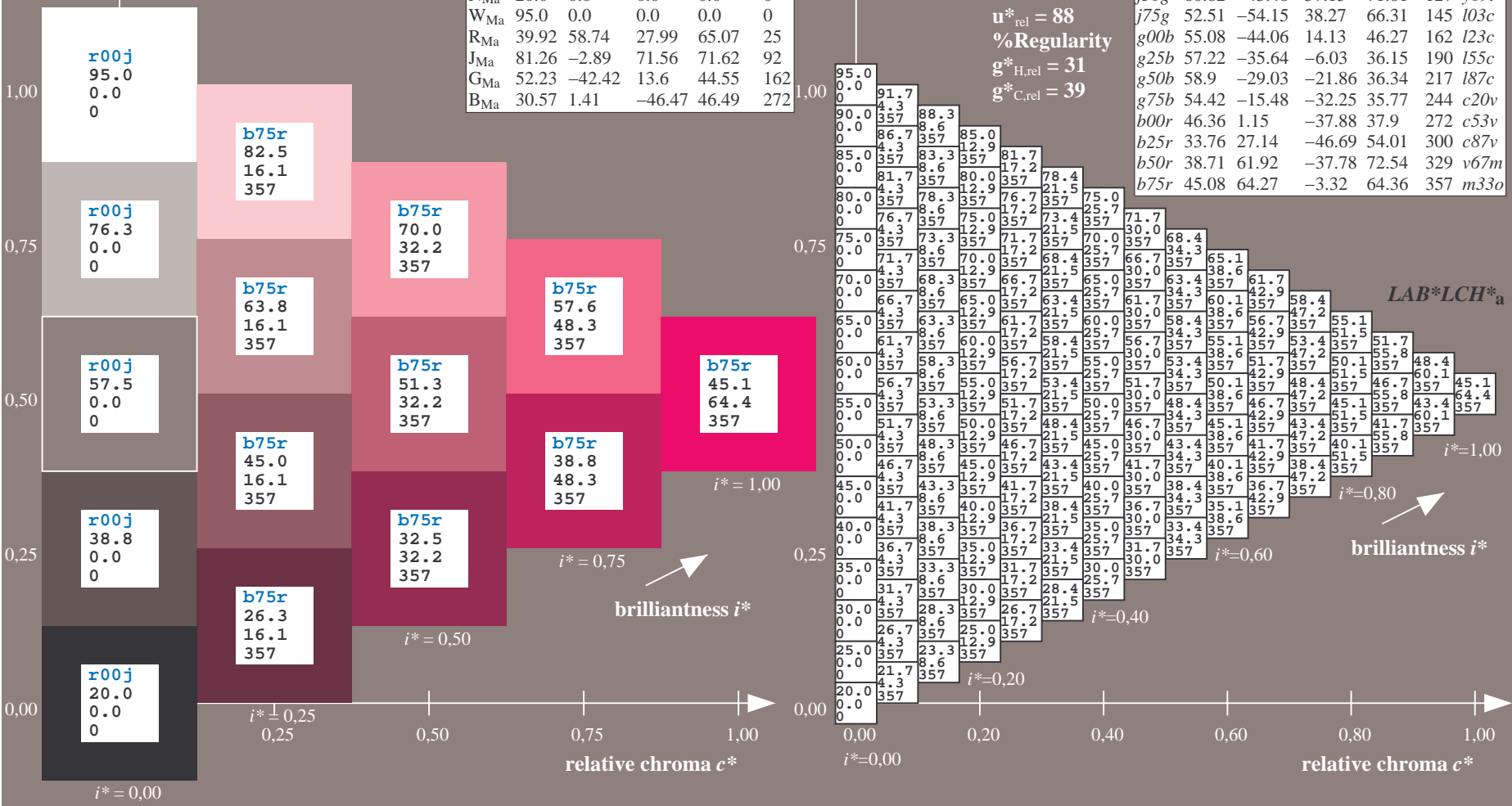
Data for maximum colour (Ma):

$LAB^*LAB^*_Ma$: 45 64 -3
 $LAB^*LCH^*_Ma$: 45 64 357
 $lab^*rgb^*_Ma$: 1.0 0.0 0.5
 $lab^*olv^*_Ma$: 1.0 0.0 0.66

FRS12_95a; adapted (a) CIELAB data

	u^*_e	$L^*=L^*_a$	a^*_a	b^*_a	$C^*_{ab,a}$	$h^*_{ab,a}$	u^*_d
r00j	44.18	56.95	27.14	63.08	25	m81o	
r25j	47.38	49.13	44.53	66.31	42	o10y	
r50j	57.76	35.24	58.41	68.22	59	o40y	
r75j	69.81	19.13	74.52	76.94	76	o69y	
j00g	87.06	-3.94	97.58	97.66	92	o98y	
j25g	72.25	-26.89	74.73	79.42	110	y34l	
j50g	60.82	-43.48	57.15	71.81	127	y69l	
j75g	52.51	-54.15	38.27	66.31	145	l03c	
g00b	55.08	-44.06	14.13	46.27	162	l23c	
g25b	57.22	-35.64	-6.03	36.15	190	l55c	
g50b	58.9	-29.03	-21.86	36.34	217	l87c	
g75b	54.42	-15.48	-32.25	35.77	242	c20v	
b00r	46.36	1.15	-37.88	37.9	274	c53v	
b25r	33.76	27.14	-46.69	54.01	300	c87v	
b50r	38.71	61.92	-37.78	72.54	329	v67m	
b75r	45.08	64.27	-3.32	64.36	357	m33o	

triangle lightness t^*
 %Gamut
 $u^*_{rel} = 88$
 %Regularity
 $g^*_{H,rel} = 31$
 $g^*_{C,rel} = 39$



See for similar files: <http://www.ps.bam.de/Fe65/>; www.ps.bam.de/Fe65/Version 2.1, io=1,1, ColSpX=0
Technical information: <http://www.ps.bam.de>

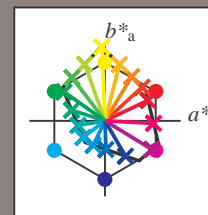
BAM registration: 20081001-Fe65/10L/L65e00NP.PDF/.PS BAM material: code=rhdata
application for evaluation and measurement of printer or monitor systems

Table with columns A through LAB*LCH*a and rows 01 through 27. Each cell contains numerical data representing color space coordinates.

Input and output:
 Colorimetric Printer Reflective System FRS12_95a
 data for any colour:

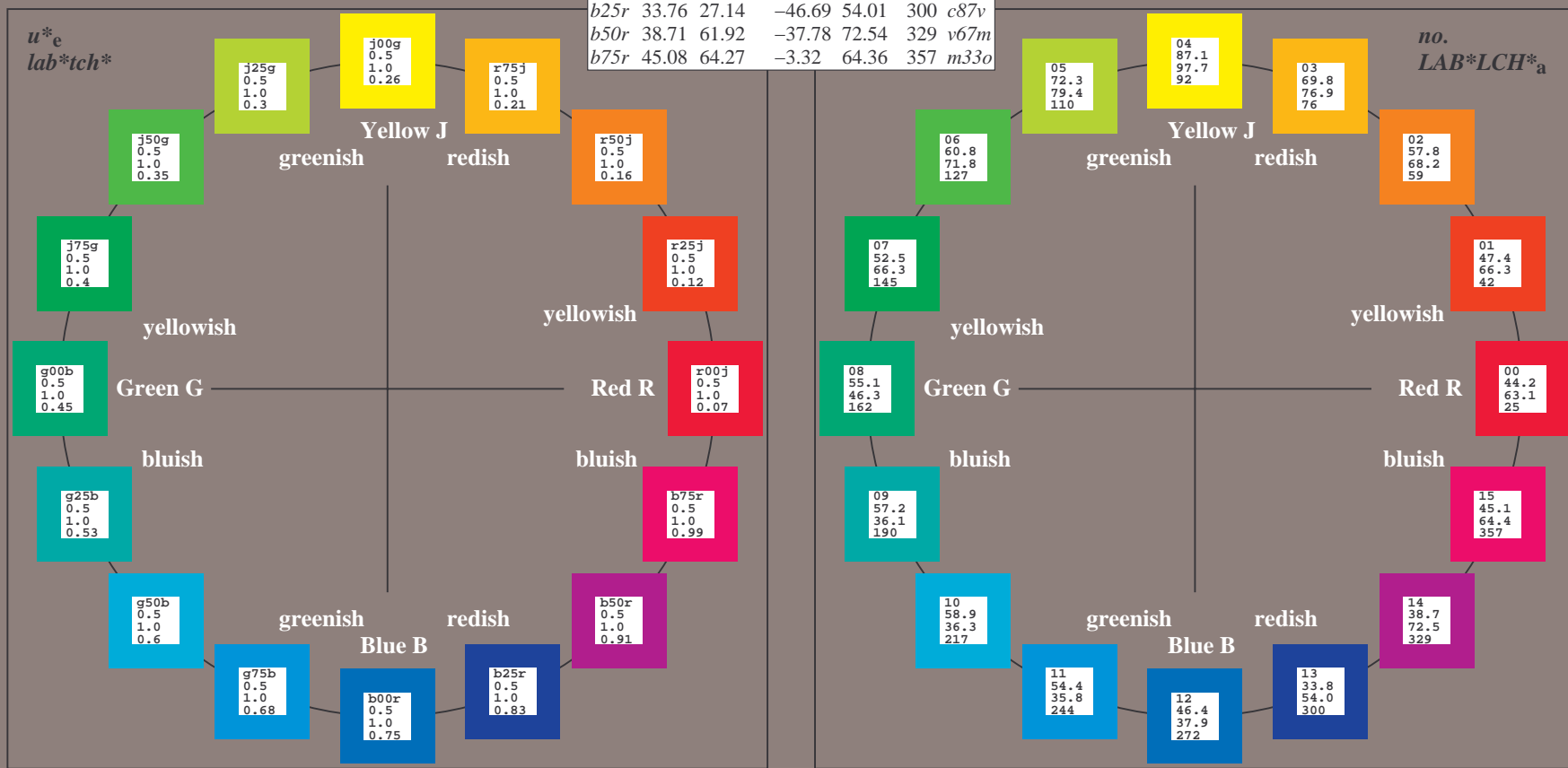
u^*_e and number *no.* = 00 .. 15
 elementary hue text:
 $u^*_e = 16$ hues *r00j*, *r25j*, ..., *b75r*
 contrast reduction factor:
 $c_R = 0.9$

FRS12_95a; adapted (a) CIELAB data							
u^*_e	$L^*=L^*_a$	a^*_a	b^*_a	$C^*_{ab,a}$	$h^*_{ab,a}$	u^*_d	
r00j	44.18	56.95	27.14	63.08	25	m81o	
r25j	47.38	49.13	44.53	66.31	42	o10y	
r50j	57.76	35.24	58.41	68.22	59	o40y	
r75j	69.81	19.13	74.52	76.94	76	o69y	
j00g	87.06	-3.94	97.58	97.66	92	o98y	
j25g	72.25	-26.89	74.73	79.42	110	y34l	
j50g	60.82	-43.48	57.15	71.81	127	y69l	
j75g	52.51	-54.15	38.27	66.31	145	l03c	
g00b	55.08	-44.06	14.13	46.27	162	l23c	
g25b	57.22	-35.64	-6.03	36.15	190	l55c	
g50b	58.9	-29.03	-21.86	36.34	217	l87c	
g75b	54.42	-15.48	-32.25	35.77	244	c20v	
b00r	46.36	1.15	-37.88	37.9	272	c53v	
b25r	33.76	27.14	-46.69	54.01	300	c87v	
b50r	38.71	61.92	-37.78	72.54	329	v67m	
b75r	45.08	64.27	-3.32	64.36	357	m33o	



%Gamut
 $u^*_{rel} = 88$
 %Regularity
 $g^*_{H,rel} = 31$
 $g^*_{C,rel} = 39$

FRS12_95a; adapted (a) CIELAB data					
Name	$L^*=L^*_a$	a^*_a	b^*_a	$C^*_{ab,a}$	$h^*_{ab,a}$
OMa	43.8	53.91	39.75	66.98	36
YMa	87.58	-4.65	98.29	98.4	93
LMa	51.95	-56.34	43.53	71.2	142
CMa	59.62	-26.2	-28.62	38.8	228
VMa	25.01	45.2	-52.8	69.51	311
MMa	45.88	70.67	-29.93	76.75	337
NMa	20.0	0.0	0.0	0.0	0
WMa	95.0	0.0	0.0	0.0	0
RCIE	39.92	58.74	27.99	65.07	25
JCIE	81.26	-2.89	71.56	71.62	92
GCIE	52.23	-42.42	13.6	44.55	162
BCIE	30.57	1.41	-46.47	46.49	272

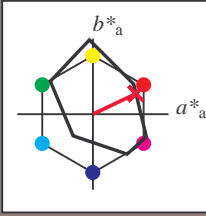


See for similar files: <http://www.ps.bam.de/Fe65/>; www.ps.bam.de/Fe.HTM
 Technical information: <http://www.ps.bam.de> Version 2.1, io=1,1, ColSpX=0

BAM registration: 20081001-Fe65/10L/L65e00NP.PDF/ .PS BAM material: code=rhadata
 application for evaluation and measurement of printer or monitor systems

Input and output: Colorimetric Printer Reflective System FRS12_95a, L*=20_95 for relative CIELAB hue $h^* = lab^*h^* = h_{ab}/360 = 0.071$

data for any colour:
 lab^*tch^* and lab^*icu^*
 Hue texts:
 $u^*_e = r00j$ $u^*_d = m81o$
 contrast reduction factor:
 $c_R = 0.9$
 triangle lightness t^*



FRS12_95a; adapted (a) CIELAB data

	u^*_e	$L^*=L^*_a$	a^*_a	b^*_a	$C^*_{ab,a}$	$h^*_{ab,a}$
O _{Ma}	43.8	53.91	39.75	66.98	36	
Y _{Ma}	87.58	-4.65	98.29	98.4	93	
L _{Ma}	51.95	-56.34	43.53	71.2	142	
C _{Ma}	59.62	-26.2	-28.62	38.8	228	
V _{Ma}	25.01	45.2	-52.8	69.51	311	
M _{Ma}	45.88	70.67	-29.93	76.75	337	
N _{Ma}	20.0	0.0	0.0	0.0	0	
W _{Ma}	95.0	0.0	0.0	0.0	0	
R _{Ma}	39.92	58.74	27.99	65.07	25	
J _{Ma}	81.26	-2.89	71.56	71.62	92	
G _{Ma}	52.23	-42.42	13.6	44.55	162	
B _{Ma}	30.57	1.41	-46.47	46.49	272	

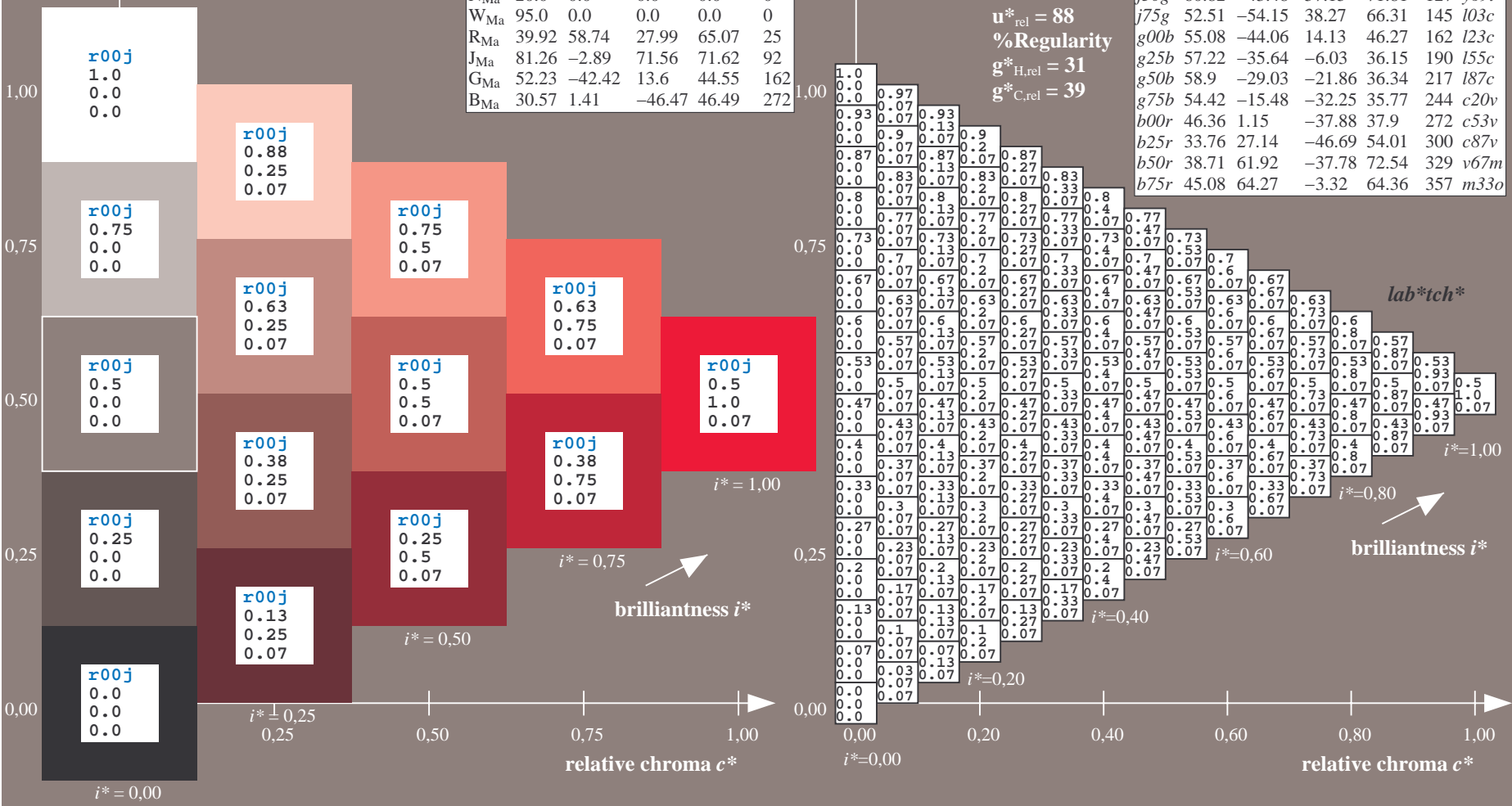
Data for maximum colour (Ma):

$LAB^*LAB^*_{Ma}$: 44 57 27
 $LAB^*LCH^*_{Ma}$: 44 63 25
 $lab^*rgb^*_{Ma}$: 1.0 0.0 0.0
 $lab^*olv^*_{Ma}$: 1.0 0.0 0.18

FRS12_95a; adapted (a) CIELAB data

	u^*_e	$L^*=L^*_a$	a^*_a	b^*_a	$C^*_{ab,a}$	$h^*_{ab,a}$	u^*_d
r00j	44.18	56.95	27.14	63.08	25	m81o	
r25j	47.38	49.13	44.53	66.31	42	o10y	
r50j	57.76	35.24	58.41	68.22	59	o40y	
r75j	69.81	19.13	74.52	76.94	76	o69y	
j00g	87.06	-3.94	97.58	97.66	92	o98y	
j25g	72.25	-26.89	74.73	79.42	110	y34l	
j50g	60.82	-43.48	57.15	71.81	127	y69l	
j75g	52.51	-54.15	38.27	66.31	145	l03c	
g00b	55.08	-44.06	14.13	46.27	162	l23c	
g25b	57.22	-35.64	-6.03	36.15	190	l55c	
g50b	58.9	-29.03	-21.86	36.34	217	l87c	
g75b	54.42	-15.48	-32.25	35.77	244	c20v	
b00r	46.36	1.15	-37.88	37.9	272	c53v	
b25r	33.76	27.14	-46.69	54.01	300	c87v	
b50r	38.71	61.92	-37.78	72.54	329	v67m	
b75r	45.08	64.27	-3.32	64.36	357	m33o	

triangle lightness t^*
 %Gamut
 $u^*_{rel} = 88$
 %Regularity
 $g^*_{H,rel} = 31$
 $g^*_{C,rel} = 39$

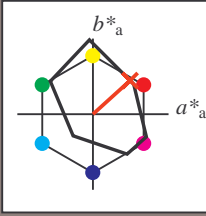


See for similar files: <http://www.ps.bam.de/Fe65/>; [www.ps.bam.de/Version 2.1, io=1,1, Colspx=0](http://www.ps.bam.de/Version2.1,io=1,1,Colspx=0)
 Technical information: <http://www.ps.bam.de>

BAM registration: 20081001-Fe65/10L/L65e00NP.PDF/ .PS
 application for evaluation and measurement of printer or monitor systems
 BAM material: code=rhadata

Input and output: Colorimetric Printer Reflective System FRS12_95a, L*=20_95 for relative CIELAB hue $h^* = lab^*h^* = h_{ab}^*/360 = 0.117$
 data for any colour:
 lab^*tch^* and lab^*icu^*

Hue texts:
 $u^*_e = r25j$ $u^*_d = o10y$
 contrast reduction factor:
 $c_R = 0.9$
 triangle lightness t^*

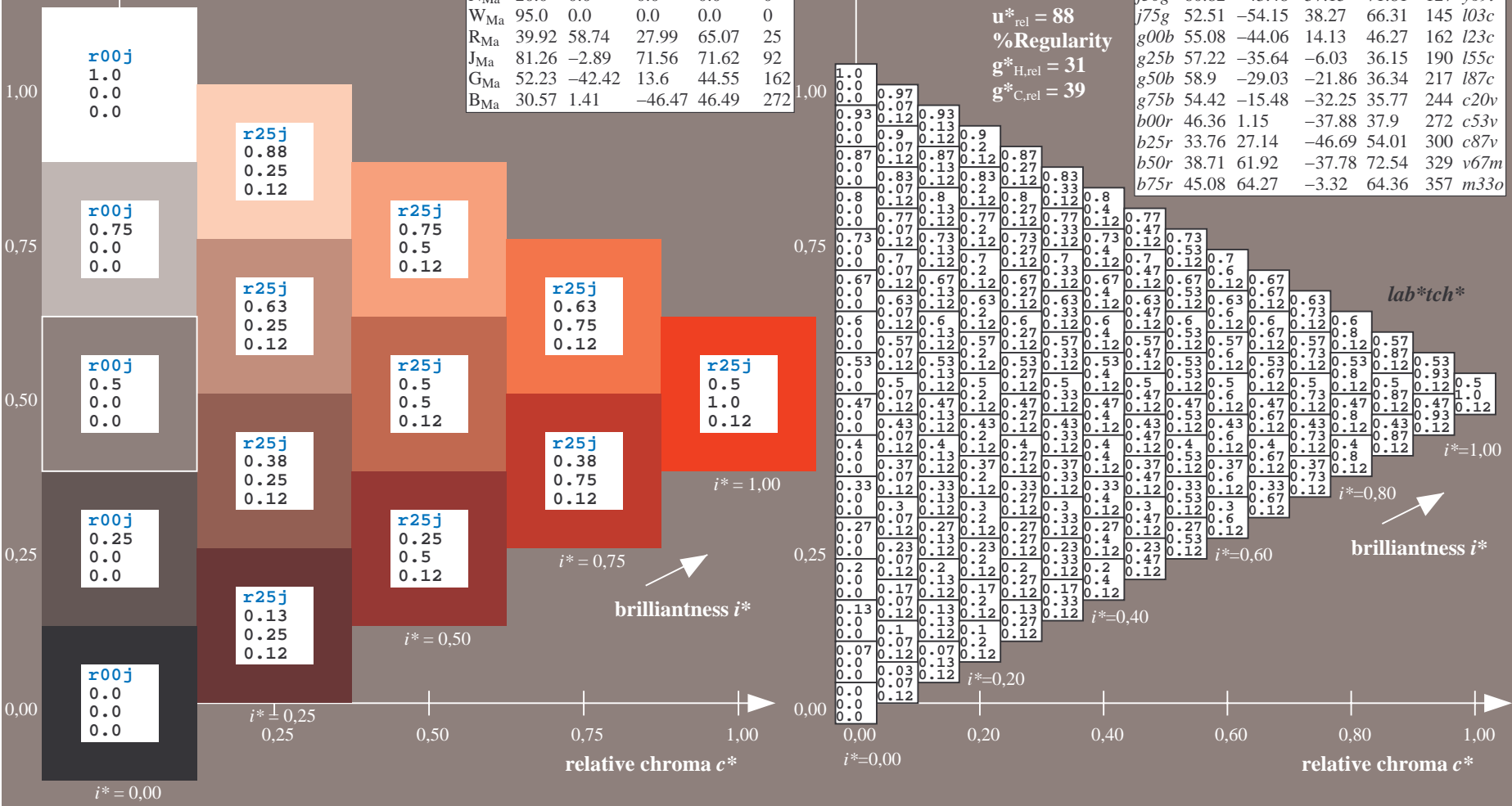


FRS12_95a; adapted (a) CIELAB data						
	u^*_e	$L^*=L^*_a$	a^*_a	b^*_a	$C^*_{ab,a}$	$h^*_{ab,a}$
O _{Ma}	43.8	53.91	39.75	66.98	36	
Y _{Ma}	87.58	-4.65	98.29	98.4	93	
L _{Ma}	51.95	-56.34	43.53	71.2	142	
C _{Ma}	59.62	-26.2	-28.62	38.8	228	
V _{Ma}	25.01	45.2	-52.8	69.51	311	
M _{Ma}	45.88	70.67	-29.93	76.75	337	
N _{Ma}	20.0	0.0	0.0	0.0	0	
W _{Ma}	95.0	0.0	0.0	0.0	0	
R _{Ma}	39.92	58.74	27.99	65.07	25	
J _{Ma}	81.26	-2.89	71.56	71.62	92	
G _{Ma}	52.23	-42.42	13.6	44.55	162	
B _{Ma}	30.57	1.41	-46.47	46.49	272	

Data for maximum colour (Ma):
 $LAB^*LAB^*_{Ma}: 47\ 49\ 45$
 $LAB^*LCH^*_{Ma}: 47\ 66\ 42$
 $lab^*rgb^*_{Ma}: 1.0\ 0.25\ 0.0$
 $lab^*olv^*_{Ma}: 1.0\ 0.1\ 0.0$
 triangle lightness t^*

FRS12_95a; adapted (a) CIELAB data							
	u^*_e	$L^*=L^*_a$	a^*_a	b^*_a	$C^*_{ab,a}$	$h^*_{ab,a}$	u^*_d
r00j	44.18	56.95	27.14	63.08	25	m81o	
r25j	47.38	49.13	44.53	66.31	42	o10y	
r50j	57.76	35.24	58.41	68.22	59	o40y	
r75j	69.81	19.13	74.52	76.94	76	o69y	
j00g	87.06	-3.94	97.58	97.66	92	o98y	
j25g	72.25	-26.89	74.73	79.42	110	y34l	
j50g	60.82	-43.48	57.15	71.81	127	y69l	
j75g	52.51	-54.15	38.27	66.31	145	l03c	
g00b	55.08	-44.06	14.13	46.27	162	l23c	
g25b	57.22	-35.64	-6.03	36.15	190	l55c	
g50b	58.9	-29.03	-21.86	36.34	217	l87c	
g75b	54.42	-15.48	-32.25	35.77	244	c20c	
b00r	46.36	1.15	-37.88	37.9	272	c53v	
b25r	33.76	27.14	-46.69	54.01	300	c87v	
b50r	38.71	61.92	-37.78	72.54	329	v67m	
b75r	45.08	64.27	-3.32	64.36	357	m33o	

%Gamut
 $u^*_{rel} = 88$
 %Regularity
 $g^*_{H,rel} = 31$
 $g^*_{C,rel} = 39$

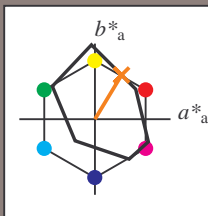


See for similar files: <http://www.ps.bam.de/Fe65/>; <http://www.ps.bam.de/Version2.1,io=1,1,ColSpX=0>

BAM registration: 20081001-Fe65/10L/L65e00NP.PDF/ .PS
 application for evaluation and measurement of printer or monitor systems
 BAM material: code=rhadata

Input and output: Colorimetric Printer Reflective System FRS12_95a, L*=20_95 for relative CIELAB hue $h^* = lab^*h^* = h_{ab}^*/360 = 0.164$
 data for any colour:
 lab^*tch^* and lab^*icu^*

Hue texts:
 $u^*_e = r50j$ $u^*_d = o40y$
 contrast reduction factor:
 $c_R = 0.9$
 triangle lightness t^*



FRS12_95a; adapted (a) CIELAB data						
	u^*_e	$L^*=L^*_a$	a^*_a	b^*_a	$C^*_{ab,a}$	$h^*_{ab,a}$
O _{Ma}	43.8	53.91	39.75	66.98	36	
Y _{Ma}	87.58	-4.65	98.29	98.4	93	
L _{Ma}	51.95	-56.34	43.53	71.2	142	
C _{Ma}	59.62	-26.2	-28.62	38.8	228	
V _{Ma}	25.01	45.2	-52.8	69.51	311	
M _{Ma}	45.88	70.67	-29.93	76.75	337	
N _{Ma}	20.0	0.0	0.0	0.0	0	
W _{Ma}	95.0	0.0	0.0	0.0	0	
R _{Ma}	39.92	58.74	27.99	65.07	25	
J _{Ma}	81.26	-2.89	71.56	71.62	92	
G _{Ma}	52.23	-42.42	13.6	44.55	162	
B _{Ma}	30.57	1.41	-46.47	46.49	272	

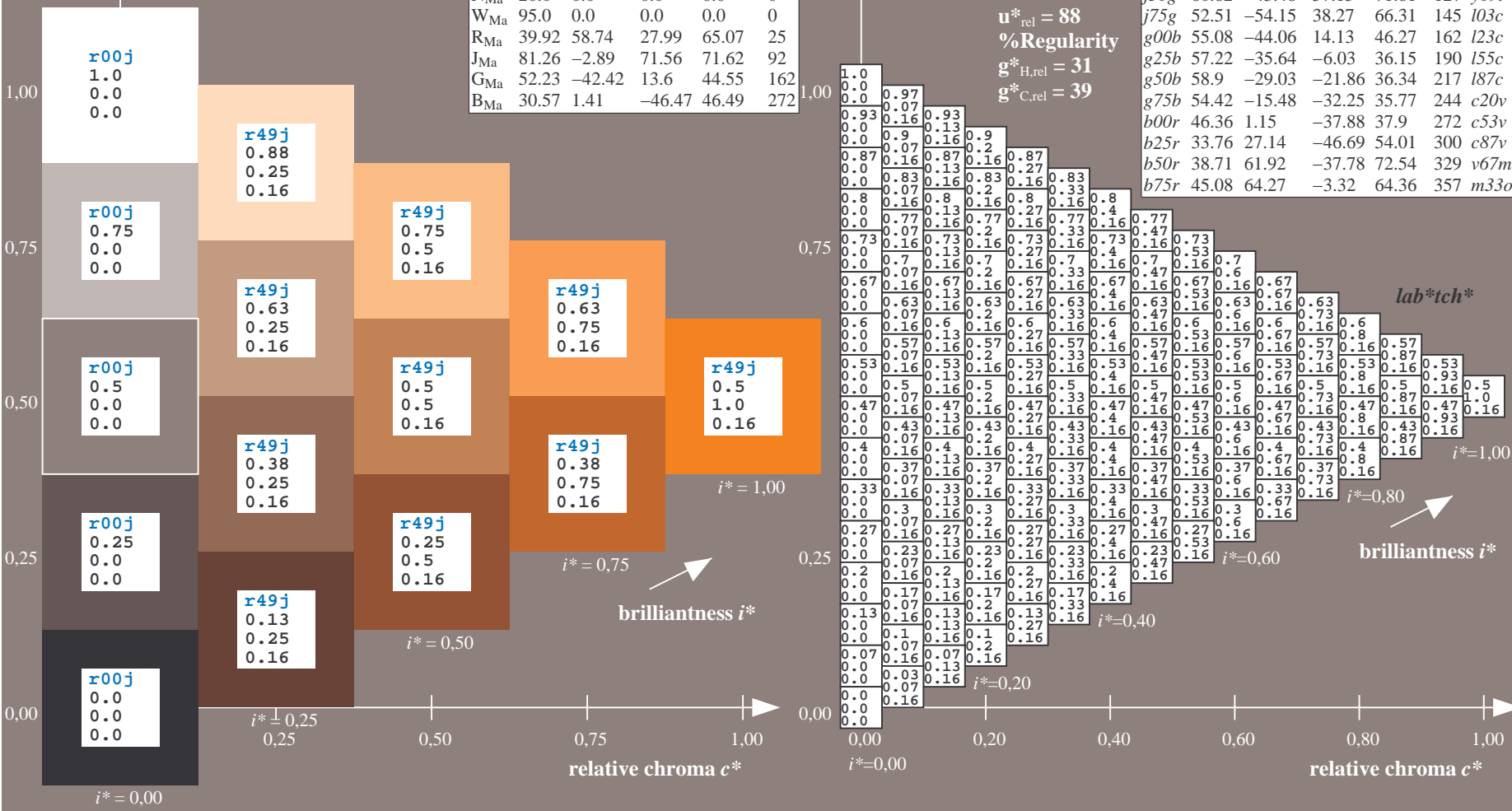
Data for maximum colour (Ma):

$LAB^*LAB^*_{Ma}$: 58 35 58
 $LAB^*LCH^*_{Ma}$: 58 68 58
 $lab^*rgb^*_{Ma}$: 1.0 0.5 0.0
 $lab^*olv^*_{Ma}$: 1.0 0.4 0.0

triangle lightness t^*

%Gamut
 $u^*_{rel} = 88$
 %Regularity
 $g^*_{H,rel} = 31$
 $g^*_{C,rel} = 39$

FRS12_95a; adapted (a) CIELAB data							
	u^*_e	$L^*=L^*_a$	a^*_a	b^*_a	$C^*_{ab,a}$	$h^*_{ab,a}$	u^*_d
r00j	44.18	56.95	27.14	63.08	25	m81o	
r25j	47.38	49.13	44.53	66.31	42	o10y	
r50j	57.76	35.24	58.41	68.22	59	o40y	
r75j	69.81	19.13	74.52	76.94	76	o69y	
j00g	87.06	-3.94	97.58	97.66	92	o98y	
j25g	72.25	-26.89	74.73	79.42	110	y34l	
j50g	62.82	-43.48	57.15	71.81	127	y69l	
j75g	52.51	-54.15	38.27	66.31	145	l03c	
g00b	55.08	-44.06	14.13	46.27	162	l23c	
g25b	57.22	-35.64	-6.03	36.15	190	l55c	
g50b	58.9	-29.03	-21.86	36.34	217	l87c	
g75b	54.42	-15.48	-32.25	35.77	244	c20c	
b00r	46.36	1.15	-37.88	37.9	272	c53v	
b25r	33.76	27.14	-46.69	54.01	300	c87v	
b50r	38.71	61.92	-37.78	72.54	329	v67m	
b75r	45.08	64.27	-3.32	64.36	357	m33o	



See for similar files: <http://www.ps.bam.de/Fe65/>; www.ps.bam.de/Fe.HTM
 Technical information: <http://www.ps.bam.de> Version 2.1, io=1,1, ColSpx=0

BAM registration: 20081001-Fe65/10L/L65e00NP.PDF/ .PS BAM material: code=rh4ta
 application for evaluation and measurement of printer or monitor systems

N: No Output Linearization (OL) data in File (F), Startup (S) or Device (D)

Input and output: Colorimetric Printer Reflective System FRS12_95a, L*=20_95 for relative CIELAB hue $h^* = lab^*h^* = h_{ab}^*/360 = 0.21$

data for any colour:

lab^*tch^* and lab^*icu^*

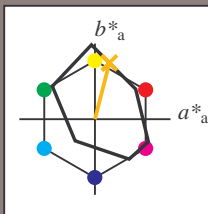
Hue texts:

$u^*_e = r75j$ $u^*_d = o69y$

contrast reduction factor:

$c_R = 0.9$

triangle lightness t^*



FRS12_95a; adapted (a) CIELAB data

	u^*_e	$L^*=L^*_a$	a^*_a	b^*_a	$C^*_{ab,a}$	$h^*_{ab,a}$
O _{Ma}	43.8	53.91	39.75	66.98	36	
Y _{Ma}	87.58	-4.65	98.29	98.4	93	
L _{Ma}	51.95	-56.34	43.53	71.2	142	
C _{Ma}	59.62	-26.2	-28.62	38.8	228	
V _{Ma}	25.01	45.2	-52.8	69.51	311	
M _{Ma}	45.88	70.67	-29.93	76.75	337	
N _{Ma}	20.0	0.0	0.0	0.0	0	
W _{Ma}	95.0	0.0	0.0	0.0	0	
R _{Ma}	39.92	58.74	27.99	65.07	25	
J _{Ma}	81.26	-2.89	71.56	71.62	92	
G _{Ma}	52.23	-42.42	13.6	44.55	162	
B _{Ma}	30.57	1.41	-46.47	46.49	272	

Data for maximum colour (Ma):

$LAB^*LAB^*_{Ma}$: 70 19 75

$LAB^*LCH^*_{Ma}$: 70 77 75

$lab^*rgb^*_{Ma}$: 1.0 0.75 0.0

$lab^*olv^*_{Ma}$: 1.0 0.7 0.0

triangle lightness t^*

%Gamut

$u^*_{rel} = 88$

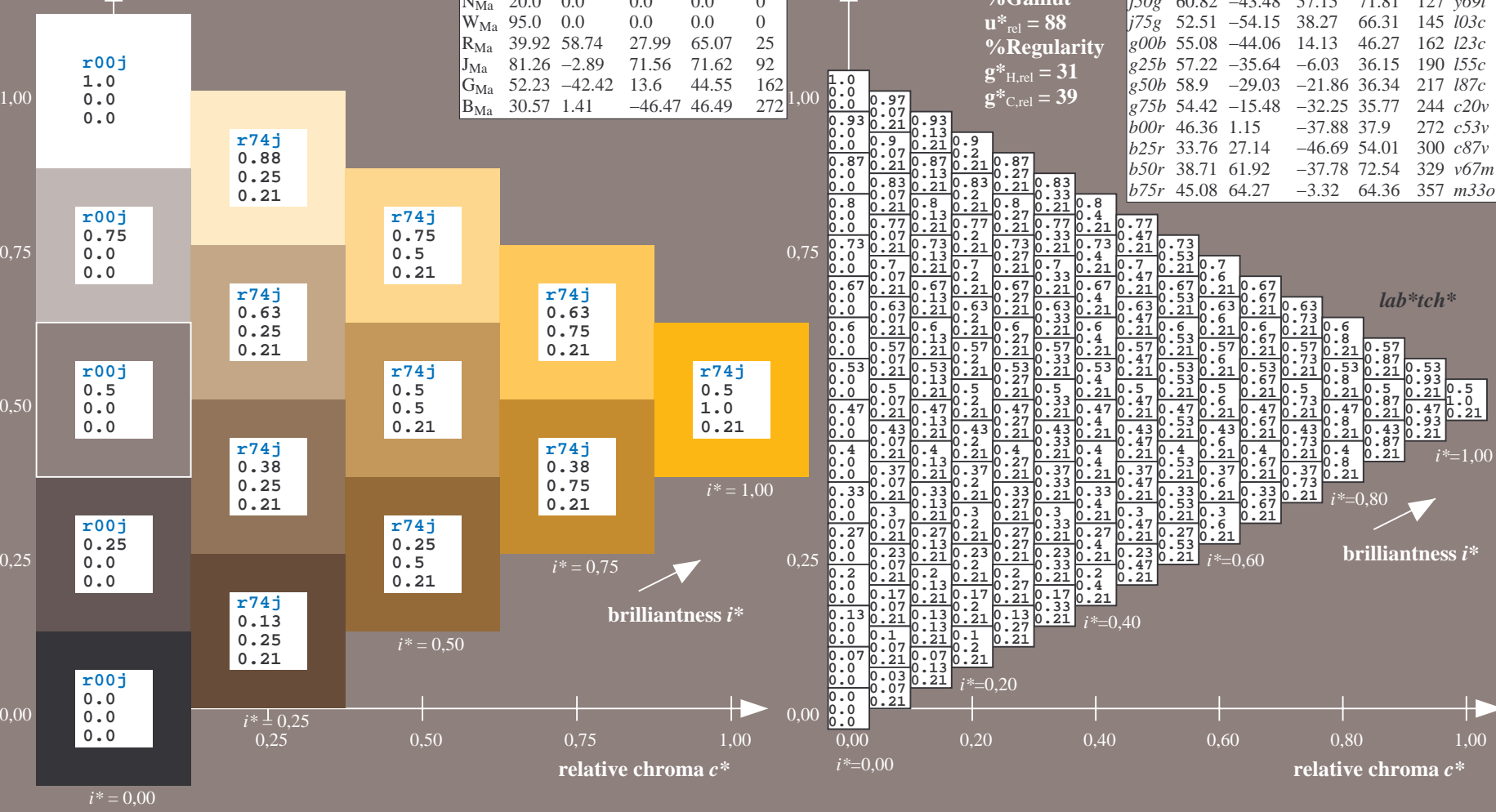
%Regularity

$g^*_{H,rel} = 31$

$g^*_{C,rel} = 39$

FRS12_95a; adapted (a) CIELAB data

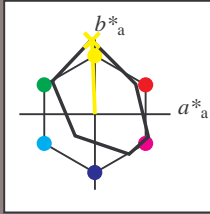
	u^*_e	$L^*=L^*_a$	a^*_a	b^*_a	$C^*_{ab,a}$	$h^*_{ab,a}$	u^*_d
r00j	44.18	56.95	27.14	63.08	25	m81o	
r25j	47.38	49.13	44.53	66.31	42	o10y	
r50j	57.76	35.24	58.41	68.22	59	o40y	
r75j	69.81	19.13	74.52	76.94	76	o69y	
j00g	87.06	-3.94	97.58	97.66	92	o98y	
j25g	72.25	-26.89	74.73	79.42	110	y34l	
j50g	60.82	-43.48	57.15	71.81	127	y69l	
j75g	52.51	-54.15	38.27	66.31	145	l03c	
g00b	55.08	-44.06	14.13	46.27	162	l23c	
g25b	57.22	-35.64	-6.03	36.15	190	l55c	
g50b	58.9	-29.03	-21.86	36.34	217	l87c	
g75b	54.42	-15.48	-32.25	35.77	244	c20v	
b00r	46.36	1.15	-37.88	37.9	272	c53v	
b25r	33.76	27.14	-46.69	54.01	300	c87v	
b50r	38.71	61.92	-37.78	72.54	329	v67m	
b75r	45.08	64.27	-3.32	64.36	357	m33o	



BAM registration: 20081001-Fe65/10L/L65e00NP.PDF/ .PS
application for evaluation and measurement of printer or monitor systems
BAM material: code=rh4ta

Input and output: Colorimetric Printer Reflective System FRS12_95a, L*=20_95 for relative CIELAB hue $h^* = lab^*h^* = h_{ab}^*/360 = 0.256$
 data for any colour:
 lab^*tch^* and lab^*icu^*

Hue texts:
 $u^*_e = j00g$ $u^*_d = o98y$
 contrast reduction factor:
 $c_R = 0.9$
 triangle lightness t^*



FRS12_95a; adapted (a) CIELAB data						
	u^*_e	$L^*=L^*_a$	a^*_a	b^*_a	$C^*_{ab,a}$	$h^*_{ab,a}$
O _{Ma}	43.8	53.91	39.75	66.98	36	
Y _{Ma}	87.58	-4.65	98.29	98.4	93	
L _{Ma}	51.95	-56.34	43.53	71.2	142	
C _{Ma}	59.62	-26.2	-28.62	38.8	228	
V _{Ma}	25.01	45.2	-52.8	69.51	311	
M _{Ma}	45.88	70.67	-29.93	76.75	337	
N _{Ma}	20.0	0.0	0.0	0.0	0	
W _{Ma}	95.0	0.0	0.0	0.0	0	
R _{Ma}	39.92	58.74	27.99	65.07	25	
J _{Ma}	81.26	-2.89	71.56	71.62	92	
G _{Ma}	52.23	-42.42	13.6	44.55	162	
B _{Ma}	30.57	1.41	-46.47	46.49	272	

Data for maximum colour (Ma):

$LAB^*LAB^*_{Ma}$: 87 -4 98

$LAB^*LCH^*_{Ma}$: 87 98 92

$lab^*rgb^*_{Ma}$: 1.0 1.0 0.0

$lab^*olv^*_{Ma}$: 1.0 0.99 0.0

triangle lightness t^*

%Gamut

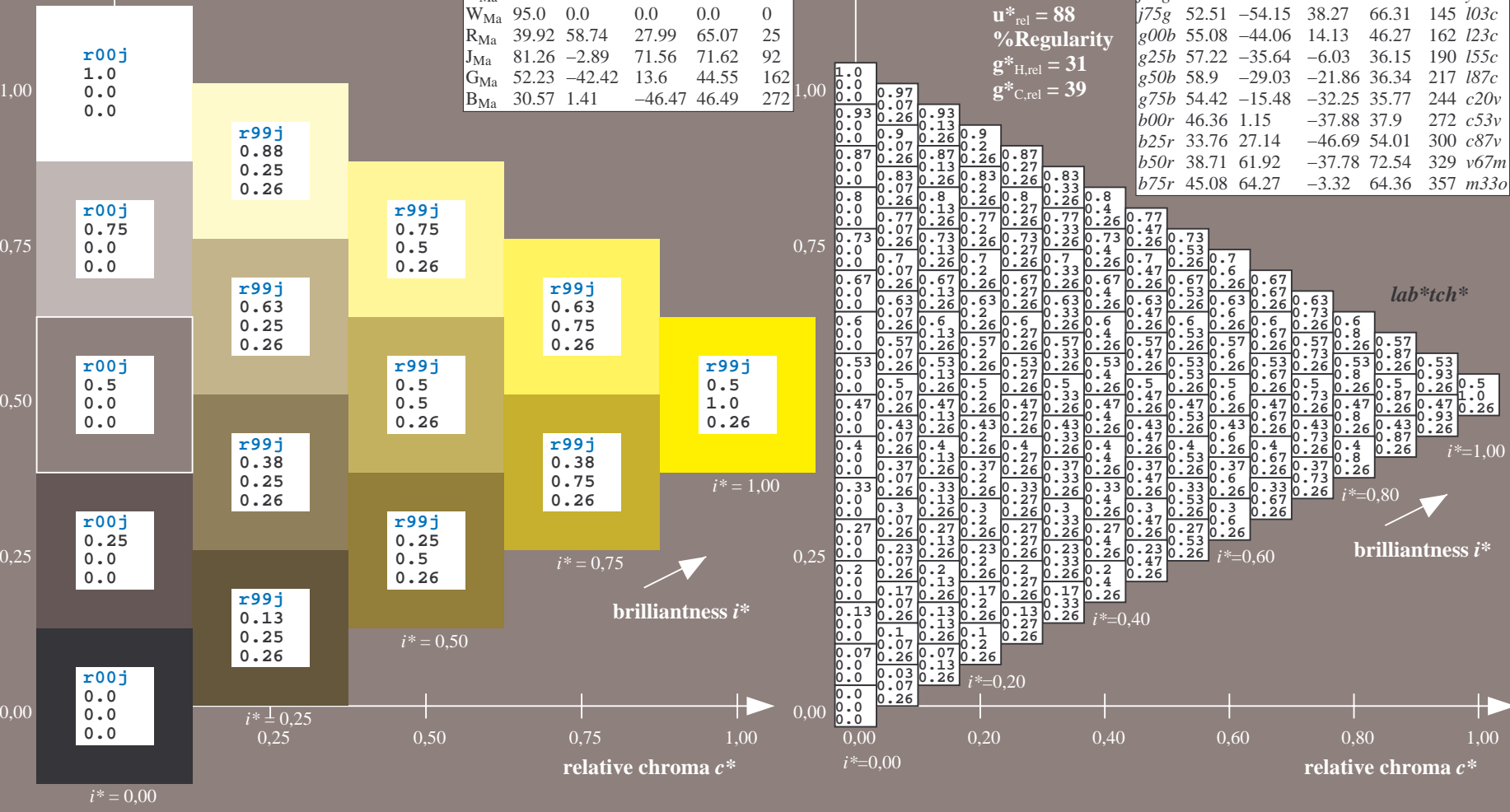
$u^*_{rel} = 88$

%Regularity

$g^*_{H,rel} = 31$

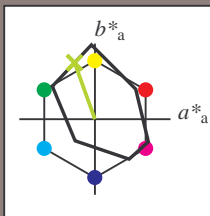
$g^*_{C,rel} = 39$

FRS12_95a; adapted (a) CIELAB data							
	u^*_e	$L^*=L^*_a$	a^*_a	b^*_a	$C^*_{ab,a}$	$h^*_{ab,a}$	u^*_d
r00j	44.18	56.95	27.14	63.08	25		m81o
r25j	47.38	49.13	44.53	66.31	42		o10y
r50j	57.76	35.24	58.41	68.22	59		o40y
r75j	69.81	19.13	74.52	76.94	76		o69y
j00g	87.06	-3.94	97.58	97.66	92		o98y
j25g	72.25	-26.89	74.73	79.42	110		y34l
j50g	60.82	-43.48	57.15	71.81	127		y69l
j75g	52.51	-54.15	38.27	66.31	145		l03c
g00b	55.08	-44.06	14.13	46.27	162		l23c
g25b	57.22	-35.64	-6.03	36.15	190		l55c
g50b	58.9	-29.03	-21.86	36.34	217		l87c
g75b	54.42	-15.48	-32.25	35.77	244		c20v
b00r	46.36	1.15	-37.88	37.9	272		c53v
b25r	33.76	27.14	-46.69	54.01	300		c87v
b50r	38.71	61.92	-37.78	72.54	329		v67m
b75r	45.08	64.27	-3.32	64.36	357		m33o



Input and output: Colorimetric Printer Reflective System FRS12_95a, L*=20_95 for relative CIELAB hue $h^* = lab^*h^* = h_{ab}^*/360 = 0.305$
 data for any colour:

lab^*tch^* and lab^*icu^*
 Hue texts:
 $u^*_e = j25g$ $u^*_d = y34l$
 contrast reduction factor:
 $c_R = 0.9$
 triangle lightness t^*



FRS12_95a; adapted (a) CIELAB data

	u^*_e	$L^*=L^*_a$	a^*_a	b^*_a	$C^*_{ab,a}$	$h^*_{ab,a}$
O _{Ma}	43.8	53.91	39.75	66.98	36	
Y _{Ma}	87.58	-4.65	98.29	98.4	93	
L _{Ma}	51.95	-56.34	43.53	71.2	142	
C _{Ma}	59.62	-26.2	-28.62	38.8	228	
V _{Ma}	25.01	45.2	-52.8	69.51	311	
M _{Ma}	45.88	70.67	-29.93	76.75	337	
N _{Ma}	20.0	0.0	0.0	0.0	0	
W _{Ma}	95.0	0.0	0.0	0.0	0	
R _{Ma}	39.92	58.74	27.99	65.07	25	
J _{Ma}	81.26	-2.89	71.56	71.62	92	
G _{Ma}	52.23	-42.42	13.6	44.55	162	
B _{Ma}	30.57	1.41	-46.47	46.49	272	

Data for maximum colour (Ma):

$LAB^*LAB^*_{Ma}$: 72 -27 75

$LAB^*LCH^*_{Ma}$: 72 79 109

$lab^*rgb^*_{Ma}$: 0.75 1.0 0.0

$lab^*olv^*_{Ma}$: 0.66 1.0 0.0

triangle lightness t^*

%Gamut

$u^*_{rel} = 88$

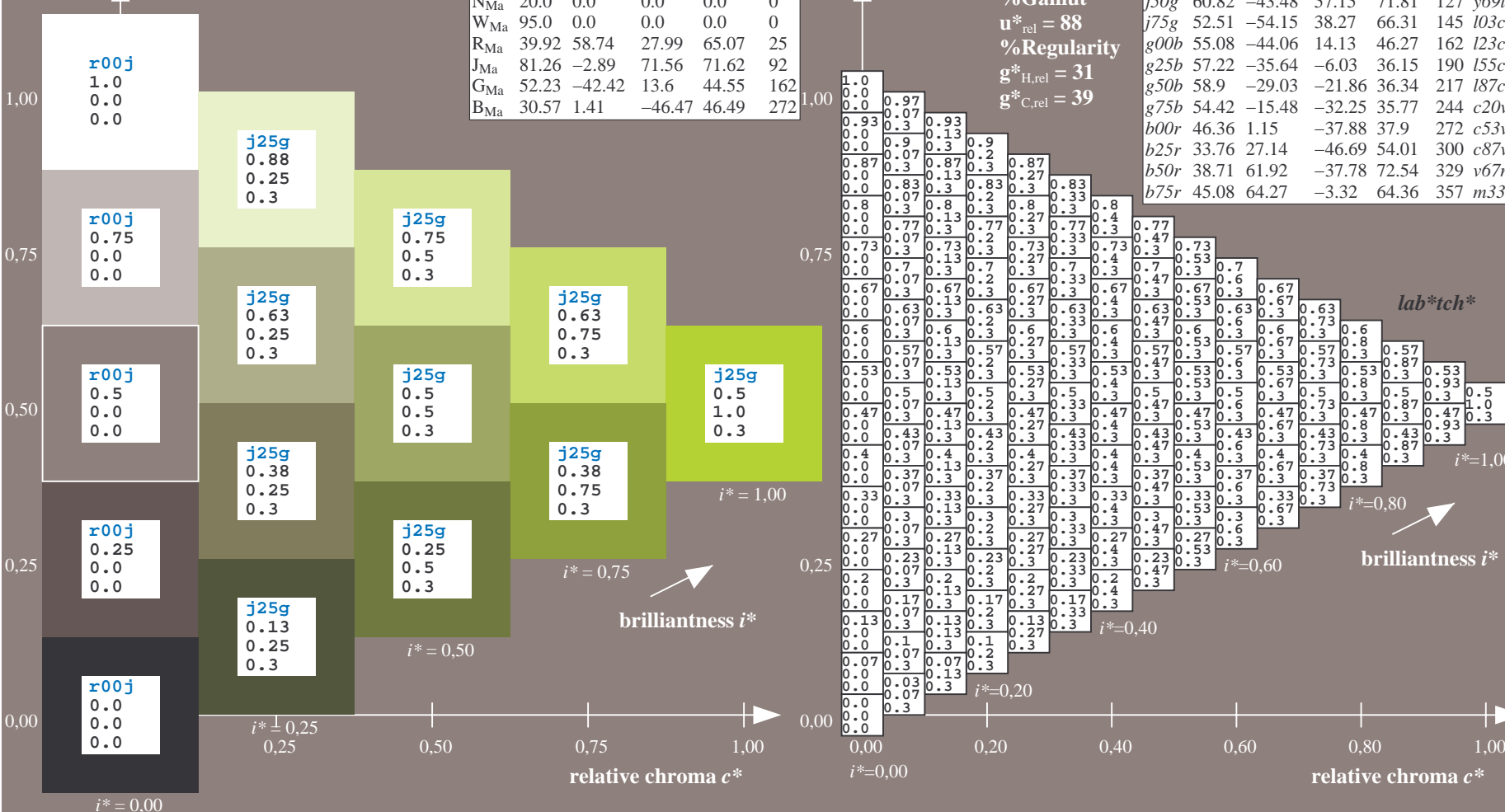
%Regularity

$g^*_{H,rel} = 31$

$g^*_{C,rel} = 39$

FRS12_95a; adapted (a) CIELAB data

	u^*_e	$L^*=L^*_a$	a^*_a	b^*_a	$C^*_{ab,a}$	$h^*_{ab,a}$	u^*_d
r00j	44.18	56.95	27.14	63.08	25	m81o	
r25j	47.38	49.13	44.53	66.31	42	o10y	
r50j	57.76	35.24	58.41	68.22	59	o40y	
r75j	69.81	19.13	74.52	76.94	76	o69y	
j00g	87.06	-3.94	97.58	97.66	92	o98y	
j25g	72.25	-26.89	74.73	79.42	110	y34l	
j50g	62.82	-43.48	57.15	71.81	127	y69l	
j75g	52.51	-54.15	38.27	66.31	145	l03c	
g00b	55.08	-44.06	14.13	46.27	162	l23c	
g25b	57.22	-35.64	-6.03	36.15	190	l55c	
g50b	58.9	-29.03	-21.86	36.34	217	l87c	
g75b	54.42	-15.48	-32.25	35.77	244	c20v	
b00r	46.36	1.15	-37.88	37.9	272	c53v	
b25r	33.76	27.14	-46.69	54.01	300	c87v	
b50r	38.71	61.92	-37.78	72.54	329	v67m	
b75r	45.08	64.27	-3.32	64.36	357	m33o	



See for similar files: <http://www.ps.bam.de/Fe65/>; www.ps.bam.de/Version 2.1, io=1,1, ColSpX=0

BAM registration: 20081001-Fe65/10L/L65e00NP.PDF/ .PS BAM material: code=rhadata
 application for evaluation and measurement of printer or monitor systems

Input and output: Colorimetric Printer Reflective System FRS12_95a, L*=20_95 for relative CIELAB hue $h^* = lab^*h^* = h_{ab}^*/360 = 0.354$

data for any colour:

lab^*tch^* and lab^*icu^*

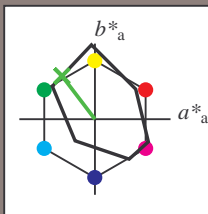
Hue texts:

$u^*_e = j50g$ $u^*_d = y69l$

contrast reduction factor:

$c_R = 0.9$

triangle lightness t^*



FRS12_95a; adapted (a) CIELAB data

	u^*_e	$L^*=L^*_a$	a^*_a	b^*_a	$C^*_{ab,a}$	$h^*_{ab,a}$
O _{Ma}	43.8	53.91	39.75	66.98	36	
Y _{Ma}	87.58	-4.65	98.29	98.4	93	
L _{Ma}	51.95	-56.34	43.53	71.2	142	
C _{Ma}	59.62	-26.2	-28.62	38.8	228	
V _{Ma}	25.01	45.2	-52.8	69.51	311	
M _{Ma}	45.88	70.67	-29.93	76.75	337	
N _{Ma}	20.0	0.0	0.0	0.0	0	
W _{Ma}	95.0	0.0	0.0	0.0	0	
R _{Ma}	39.92	58.74	27.99	65.07	25	
J _{Ma}	81.26	-2.89	71.56	71.62	92	
G _{Ma}	52.23	-42.42	13.6	44.55	162	
B _{Ma}	30.57	1.41	-46.47	46.49	272	

Data for maximum colour (Ma):

$LAB^*LAB^*_{Ma}$: 61 -43 57

$LAB^*LCH^*_{Ma}$: 61 72 127

$lab^*rgb^*_{Ma}$: 0.5 1.0 0.0

$lab^*olv^*_{Ma}$: 0.3 1.0 0.0

triangle lightness t^*

%Gamut

$u^*_{rel} = 88$

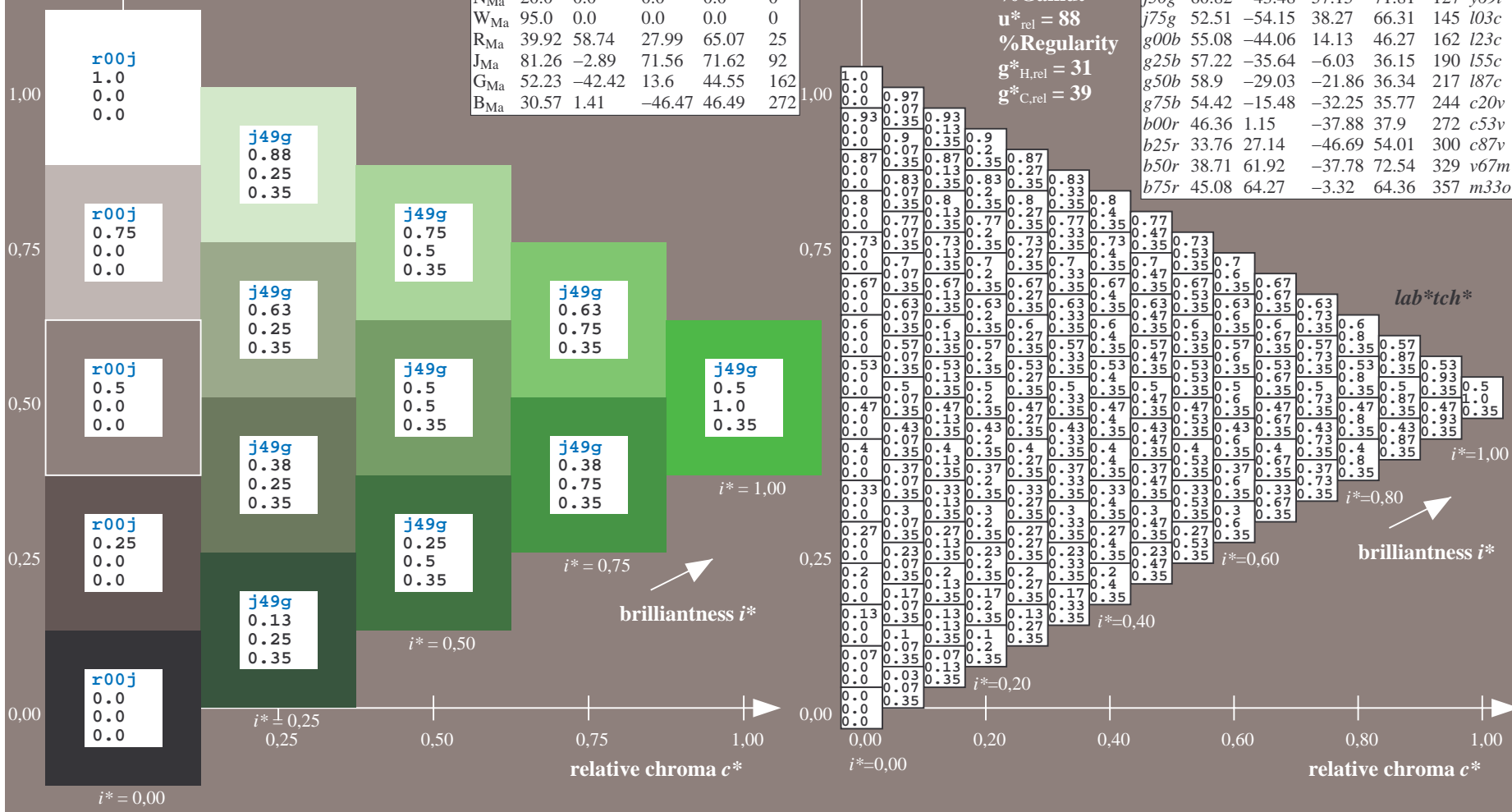
%Regularity

$g^*_{H,rel} = 31$

$g^*_{C,rel} = 39$

FRS12_95a; adapted (a) CIELAB data

	u^*_e	$L^*=L^*_a$	a^*_a	b^*_a	$C^*_{ab,a}$	$h^*_{ab,a}$	u^*_d
r00j	44.18	56.95	27.14	63.08	25	m81o	
r25j	47.38	49.13	44.53	66.31	42	o10y	
r50j	57.76	35.24	58.41	68.22	59	o40y	
r75j	69.81	19.13	74.52	76.94	76	o69y	
j00g	87.06	-3.94	97.58	97.66	92	o98y	
j25g	72.25	-26.89	74.73	79.42	110	y34l	
j50g	60.82	-43.48	57.15	71.81	127	y69l	
j75g	52.51	-54.15	38.27	66.31	145	l03c	
g00b	55.08	-44.06	14.13	46.27	162	l23c	
g25b	57.22	-35.64	-6.03	36.15	190	l55c	
g50b	58.9	-29.03	-21.86	36.34	217	l87c	
g75b	54.42	-15.48	-32.25	35.77	244	c20c	
b00r	46.36	1.15	-37.88	37.9	272	c53v	
b25r	33.76	27.14	-46.69	54.01	300	c87v	
b50r	38.71	61.92	-37.78	72.54	329	v67m	
b75r	45.08	64.27	-3.32	64.36	357	m33o	

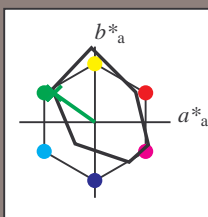


See for similar files: <http://www.ps.bam.de/Fe65/>; www.ps.bam.de/Fe.HTM
 Technical information: <http://www.ps.bam.de> Version 2.1, io=1,1, ColSpx=0

BAM registration: 20081001-Fe65/10L/L65e00NP.PDF/ .PS BAM material: code=rh4ta
 application for evaluation and measurement of printer or monitor systems

Input and output: Colorimetric Printer Reflective System FRS12_95a, L*=20_95 for relative CIELAB hue $h^* = lab^*h^* = h_{ab}^*/360 = 0.402$
 data for any colour:
 lab^*tch^* and lab^*icu^*

Hue texts:
 $u^*_e = j75g$ $u^*_d = i03c$
 contrast reduction factor:
 $c_R = 0.9$
 triangle lightness t^*



FRS12_95a; adapted (a) CIELAB data

	u^*_e	$L^*=L^*_a$	a^*_a	b^*_a	$C^*_{ab,a}$	$h^*_{ab,a}$
O _{Ma}	43.8	53.91	39.75	66.98	36	
Y _{Ma}	87.58	-4.65	98.29	98.4	93	
L _{Ma}	51.95	-56.34	43.53	71.2	142	
C _{Ma}	59.62	-26.2	-28.62	38.8	228	
V _{Ma}	25.01	45.2	-52.8	69.51	311	
M _{Ma}	45.88	70.67	-29.93	76.75	337	
N _{Ma}	20.0	0.0	0.0	0.0	0	
W _{Ma}	95.0	0.0	0.0	0.0	0	
R _{Ma}	39.92	58.74	27.99	65.07	25	
J _{Ma}	81.26	-2.89	71.56	71.62	92	
G _{Ma}	52.23	-42.42	13.6	44.55	162	
B _{Ma}	30.57	1.41	-46.47	46.49	272	

Data for maximum colour (Ma):

$LAB^*LAB^*_{Ma}$: 53 -54 38

$LAB^*LCH^*_{Ma}$: 53 66 144

$lab^*rgb^*_{Ma}$: 0.25 1.0 0.0

$lab^*olv^*_{Ma}$: 0.0 1.0 0.03

triangle lightness t^*

%Gamut

$u^*_{rel} = 88$

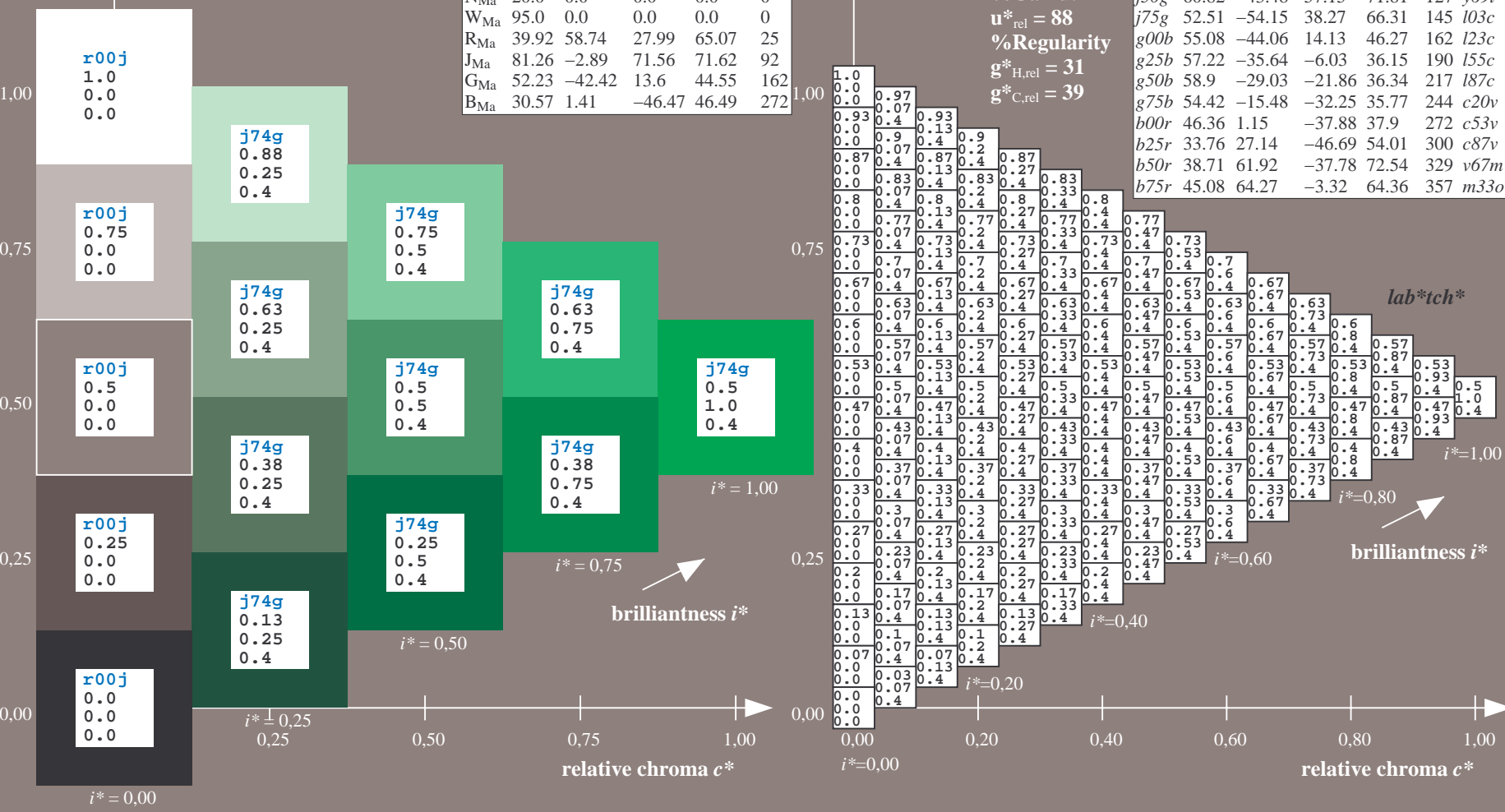
%Regularity

$g^*_{H,rel} = 31$

$g^*_{C,rel} = 39$

FRS12_95a; adapted (a) CIELAB data

	u^*_e	$L^*=L^*_a$	a^*_a	b^*_a	$C^*_{ab,a}$	$h^*_{ab,a}$	u^*_d
r00j	44.18	56.95	27.14	63.08	25	m81o	
r25j	47.38	49.13	44.53	66.31	42	o10y	
r50j	57.76	35.24	58.41	68.22	59	o40y	
r75j	69.81	19.13	74.52	76.94	76	o69y	
j00g	87.06	-3.94	97.58	97.66	92	o98y	
j25g	72.25	-26.89	74.73	79.42	110	y34l	
j50g	60.82	-43.48	57.15	71.81	127	y69l	
j75g	52.51	-54.15	38.27	66.31	145	i03c	
g00b	55.08	-44.06	14.13	46.27	162	i23c	
g25b	57.22	-35.64	-6.03	36.15	190	i55c	
g50b	58.9	-29.03	-21.86	36.34	217	i87c	
g75b	54.42	-15.48	-32.25	35.77	244	c20v	
b00r	46.36	1.15	-37.88	37.9	272	c53v	
b25r	33.76	27.14	-46.69	54.01	300	c87v	
b50r	38.71	61.92	-37.78	72.54	329	v67m	
b75r	45.08	64.27	-3.32	64.36	357	m33o	



See for similar files: <http://www.ps.bam.de/Fe65/>; www.ps.bam.de/Version 2.1, io=1,1, ColSpX=0

BAM registration: 20081001-Fe65/10L/L65e00NP.PDF/ .PS BAM material: code=rh4ta
 application for evaluation and measurement of printer or monitor systems

Input and output: Colorimetric Printer Reflective System FRS12_95a, L*=20_95 for relative CIELAB hue $h^* = lab^*h^* = h_{ab}^*/360 = 0.451$

data for any colour:

lab^*tch^* and lab^*icu^*

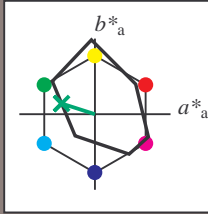
Hue texts:

$u^*_e = g00b$ $u^*_d = l23c$

contrast reduction factor:

$c_R = 0.9$

triangle lightness t^*



FRS12_95a; adapted (a) CIELAB data

	u^*_e	$L^*=L^*_a$	a^*_a	b^*_a	$C^*_{ab,a}$	$h^*_{ab,a}$
O _{Ma}	43.8	53.91	39.75	66.98	36	
Y _{Ma}	87.58	-4.65	98.29	98.4	93	
L _{Ma}	51.95	-56.34	43.53	71.2	142	
C _{Ma}	59.62	-26.2	-28.62	38.8	228	
V _{Ma}	25.01	45.2	-52.8	69.51	311	
M _{Ma}	45.88	70.67	-29.93	76.75	337	
N _{Ma}	20.0	0.0	0.0	0.0	0	
W _{Ma}	95.0	0.0	0.0	0.0	0	
R _{Ma}	39.92	58.74	27.99	65.07	25	
J _{Ma}	81.26	-2.89	71.56	71.62	92	
G _{Ma}	52.23	-42.42	13.6	44.55	162	
B _{Ma}	30.57	1.41	-46.47	46.49	272	

Data for maximum colour (Ma):

$LAB^*LAB^*_{Ma}: 55 -44 14$

$LAB^*LCH^*_{Ma}: 55 46 162$

$lab^*rgb^*_{Ma}: 0.0 1.0 0.0$

$lab^*olv^*_{Ma}: 0.0 1.0 0.23$

triangle lightness t^*

%Gamut

$u^*_{rel} = 88$

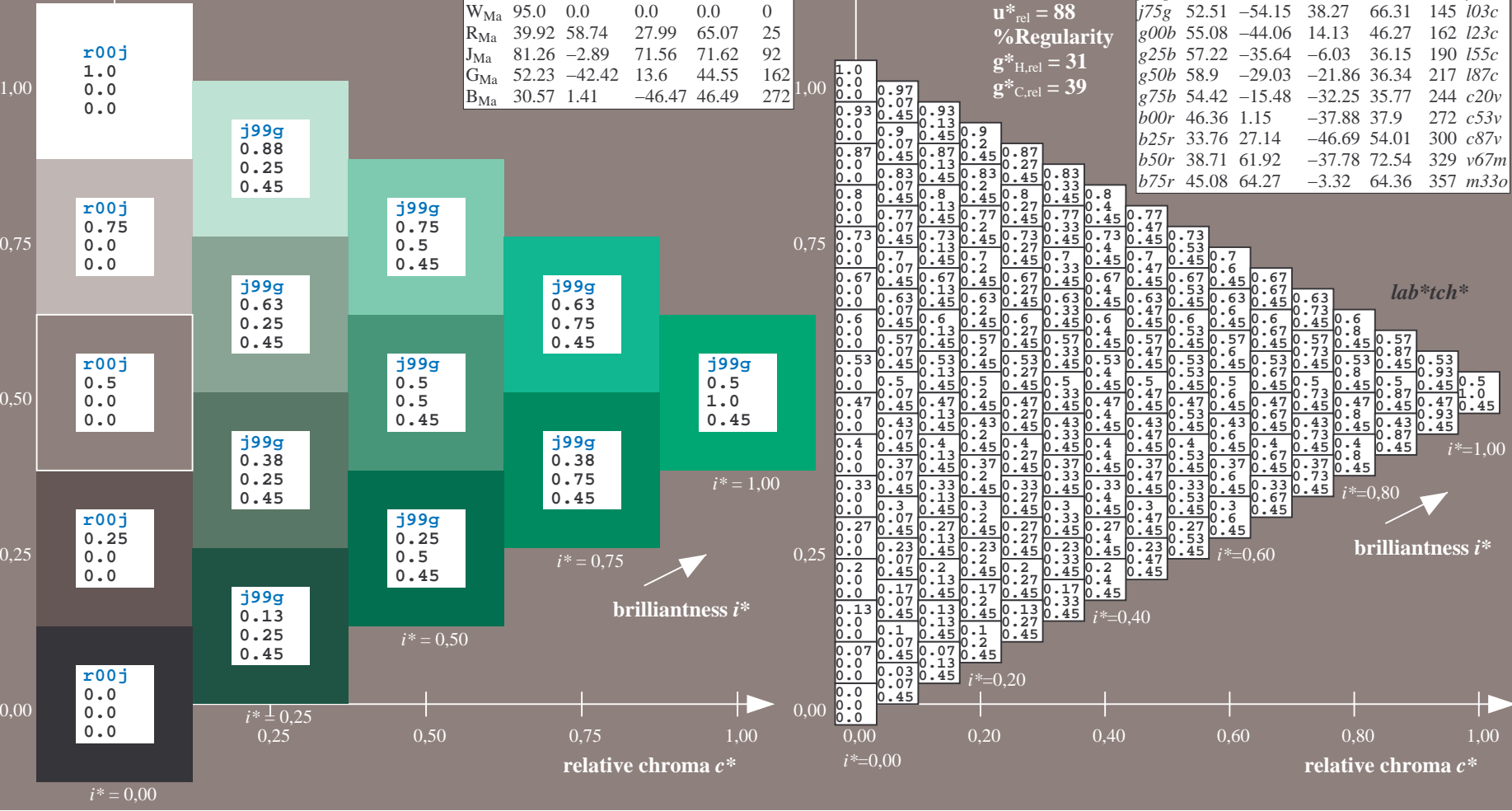
%Regularity

$g^*_{H,rel} = 31$

$g^*_{C,rel} = 39$

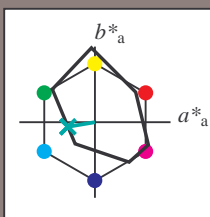
FRS12_95a; adapted (a) CIELAB data

	u^*_e	$L^*=L^*_a$	a^*_a	b^*_a	$C^*_{ab,a}$	$h^*_{ab,a}$	u^*_d
r00j	44.18	56.95	27.14	63.08	25	m81o	
r25j	47.38	49.13	44.53	66.31	42	o10y	
r50j	57.76	35.24	58.41	68.22	59	o40y	
r75j	69.81	19.13	74.52	76.94	76	o69y	
j00g	87.06	-3.94	97.58	97.66	92	o98y	
j25g	72.25	-26.89	74.73	79.42	110	y34l	
j50g	60.82	-43.48	57.15	71.81	127	y69l	
j75g	52.51	-54.15	38.27	66.31	145	l03c	
g00b	55.08	-44.06	14.13	46.27	162	l23c	
g25b	57.22	-35.64	-6.03	36.15	190	l55c	
g50b	58.9	-29.03	-21.86	36.34	217	l87c	
g75b	54.42	-15.48	-32.25	35.77	244	c20c	
b00r	46.36	1.15	-37.88	37.9	272	c53v	
b25r	33.76	27.14	-46.69	54.01	300	c87v	
b50r	38.71	61.92	-37.78	72.54	329	v67m	
b75r	45.08	64.27	-3.32	64.36	357	m33o	



Input and output: Colorimetric Printer Reflective System FRS12_95a, L*=20_95 for relative CIELAB hue $h^* = lab^*h^* = h_{ab}^*/360 = 0.527$
 data for any colour:
 lab^*tch^* and lab^*icu^*

Hue texts:
 $u^*_e = g25b$ $u^*_d = l55c$
 contrast reduction factor:
 $c_R = 0.9$
 triangle lightness t^*



FRS12_95a; adapted (a) CIELAB data

	u^*_e	$L^*=L^*_a$	a^*_a	b^*_a	$C^*_{ab,a}$	$h^*_{ab,a}$
O _{Ma}	43.8	53.91	39.75	66.98	36	
Y _{Ma}	87.58	-4.65	98.29	98.4	93	
L _{Ma}	51.95	-56.34	43.53	71.2	142	
C _{Ma}	59.62	-26.2	-28.62	38.8	228	
V _{Ma}	25.01	45.2	-52.8	69.51	311	
M _{Ma}	45.88	70.67	-29.93	76.75	337	
N _{Ma}	20.0	0.0	0.0	0.0	0	
W _{Ma}	95.0	0.0	0.0	0.0	0	
R _{Ma}	39.92	58.74	27.99	65.07	25	
J _{Ma}	81.26	-2.89	71.56	71.62	92	
G _{Ma}	52.23	-42.42	13.6	44.55	162	
B _{Ma}	30.57	1.41	-46.47	46.49	272	

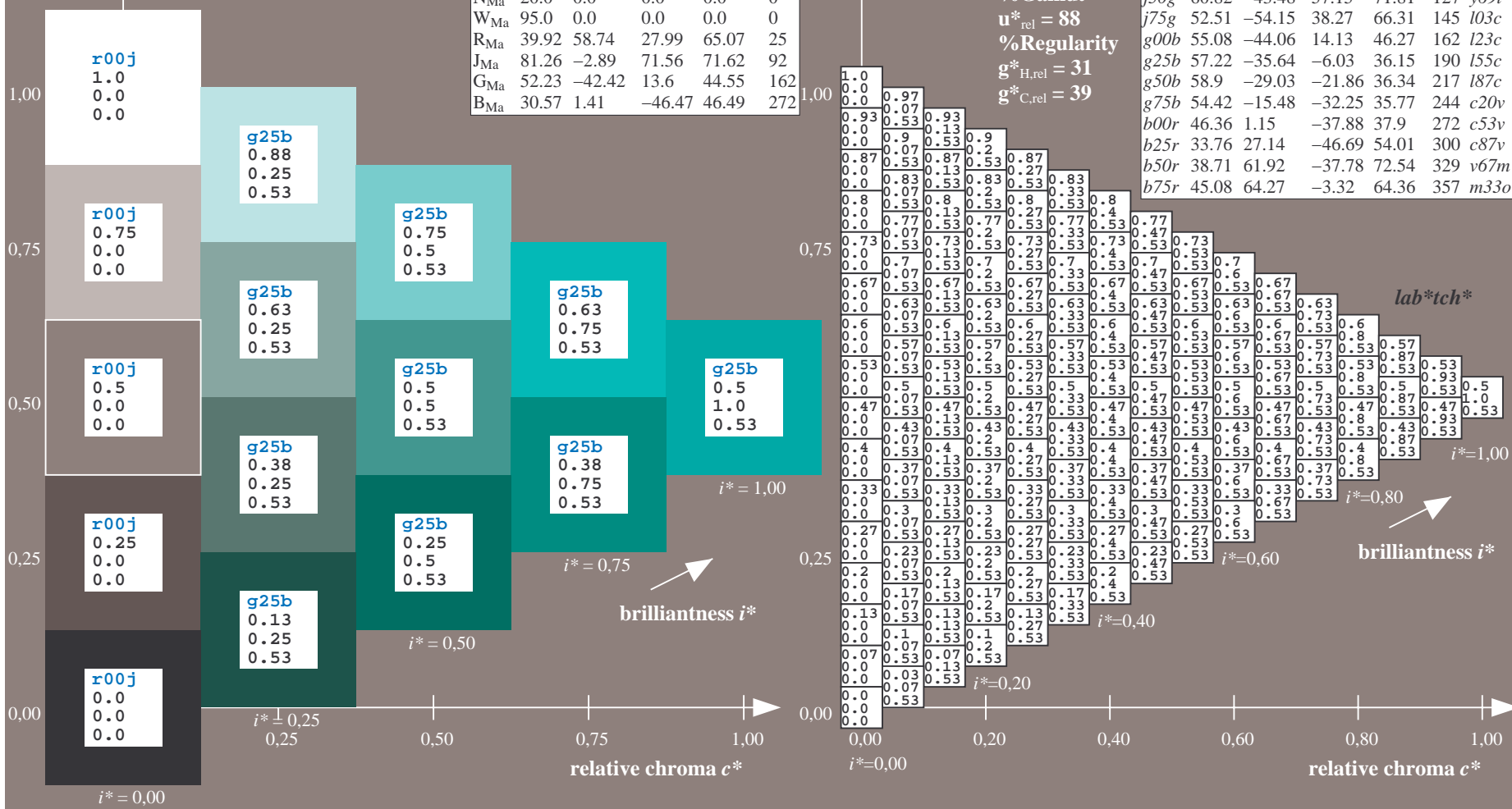
Data for maximum colour (Ma):

$LAB^*LAB^*_{Ma}: 57 -36 -6$
 $LAB^*LCH^*_{Ma}: 57 36 189$
 $lab^*rgb^*_{Ma}: 0.0 1.0 0.5$
 $lab^*olv^*_{Ma}: 0.0 1.0 0.55$
 triangle lightness t^*

FRS12_95a; adapted (a) CIELAB data

	u^*_e	$L^*=L^*_a$	a^*_a	b^*_a	$C^*_{ab,a}$	$h^*_{ab,a}$	u^*_d
r00j	44.18	56.95	27.14	63.08	25	m81o	
r25j	47.38	49.13	44.53	66.31	42	o10y	
r50j	57.76	35.24	58.41	68.22	59	o40y	
r75j	69.81	19.13	74.52	76.94	76	o69y	
j00g	87.06	-3.94	97.58	97.66	92	o98y	
j25g	72.25	-26.89	74.73	79.42	110	y34l	
j50g	62.82	-43.48	57.15	71.81	127	y69l	
j75g	52.51	-54.15	38.27	66.31	145	l03c	
g00b	55.08	-44.06	14.13	46.27	162	l23c	
g25b	57.22	-35.64	-6.03	36.15	190	l55c	
g50b	58.9	-29.03	-21.86	36.34	217	l87c	
g75b	54.42	-15.48	-32.25	35.77	244	c20c	
b00r	46.36	1.15	-37.88	37.9	272	c53v	
b25r	33.76	27.14	-46.69	54.01	300	c87v	
b50r	38.71	61.92	-37.78	72.54	329	v67m	
b75r	45.08	64.27	-3.32	64.36	357	m33o	

%Gamut
 $u^*_{rel} = 88$
 %Regularity
 $g^*_{H,rel} = 31$
 $g^*_{C,rel} = 39$

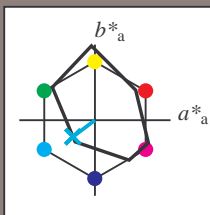


See for similar files: <http://www.ps.bam.de/Fe65/>; www.ps.bam.de/Fe65/Version 2.1, io=1, ColSpx=0
 Technical information: <http://www.ps.bam.de>

BAM registration: 20081001-Fe65/10L/L65e00NP.PDF/ .PS
 application for evaluation and measurement of printer or monitor systems
 BAM material: code=rhadata

Input and output: Colorimetric Printer Reflective System FRS12_95a, L*=20_95 for relative CIELAB hue $h^* = lab^*h^* = h_{ab}^*/360 = 0.603$
 data for any colour:
 lab^*tch^* and lab^*icu^*

Hue texts:
 $u^*_e = g50b$ $u^*_d = 187c$
 contrast reduction factor:
 $c_R = 0.9$
 triangle lightness t^*



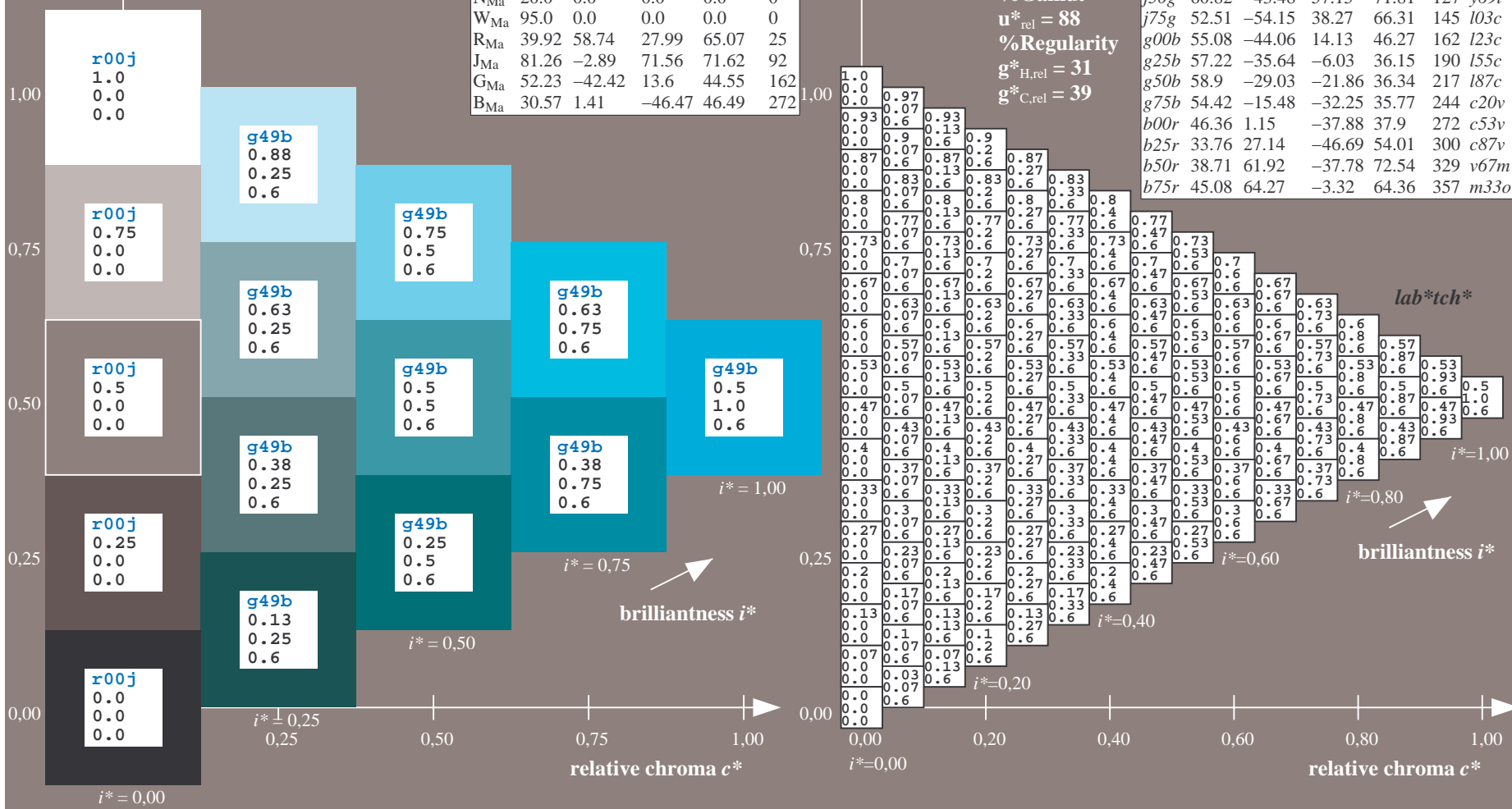
FRS12_95a; adapted (a) CIELAB data						
u^*_e	$L^*=L^*_a$	a^*_a	b^*_a	$C^*_{ab,a}$	$h^*_{ab,a}$	
O _{Ma}	43.8	53.91	39.75	66.98	36	
Y _{Ma}	87.58	-4.65	98.29	98.4	93	
L _{Ma}	51.95	-56.34	43.53	71.2	142	
C _{Ma}	59.62	-26.2	-28.62	38.8	228	
V _{Ma}	25.01	45.2	-52.8	69.51	311	
M _{Ma}	45.88	70.67	-29.93	76.75	337	
N _{Ma}	20.0	0.0	0.0	0.0	0	
W _{Ma}	95.0	0.0	0.0	0.0	0	
R _{Ma}	39.92	58.74	27.99	65.07	25	
J _{Ma}	81.26	-2.89	71.56	71.62	92	
G _{Ma}	52.23	-42.42	13.6	44.55	162	
B _{Ma}	30.57	1.41	-46.47	46.49	272	

Data for maximum colour (Ma):

$LAB^*LAB^*_{Ma}: 59 -29 -22$
 $LAB^*LCH^*_{Ma}: 59 36 216$
 $lab^*rgb^*_{Ma}: 0.0 1.0 1.0$
 $lab^*olv^*_{Ma}: 0.0 1.0 0.88$
 triangle lightness t^*

FRS12_95a; adapted (a) CIELAB data						
u^*_e	$L^*=L^*_a$	a^*_a	b^*_a	$C^*_{ab,a}$	$h^*_{ab,a}$	u^*_d
r00j	44.18	56.95	27.14	63.08	25	m81o
r25j	47.38	49.13	44.53	66.31	42	o10y
r50j	57.76	35.24	58.41	68.22	59	o40y
r75j	69.81	19.13	74.52	76.94	76	o69y
j00g	87.06	-3.94	97.58	97.66	92	o98y
j25g	72.25	-26.89	74.73	79.42	110	y34l
j50g	62.82	-43.48	57.15	71.81	127	y69l
j75g	52.51	-54.15	38.27	66.31	145	l03c
g00b	55.08	-44.06	14.13	46.27	162	l23c
g25b	57.22	-35.64	-6.03	36.15	190	l55c
g50b	58.9	-29.03	-21.86	36.34	217	l87c
g75b	54.42	-15.48	-32.25	35.77	244	c20v
b00r	46.36	1.15	-37.88	37.9	272	c53v
b25r	33.76	27.14	-46.69	54.01	300	c87v
b50r	38.71	61.92	-37.78	72.54	329	v67m
b75r	45.08	64.27	-3.32	64.36	357	m33o

%Gamut
 $u^*_{rel} = 88$
 %Regularity
 $g^*_{H,rel} = 31$
 $g^*_{C,rel} = 39$

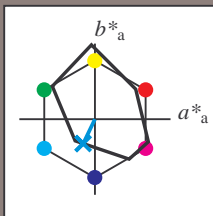


See for similar files: <http://www.ps.bam.de/Fe65/>; www.ps.bam.de/Version 2.1, io=1,1, ColSpx=0
 Technical information: <http://www.ps.bam.de>

BAM registration: 20081001-Fe65/10L/L65e00NP.PDF/ .PS BAM material: code=rh4ta
 application for evaluation and measurement of printer or monitor systems

Input and output: Colorimetric Printer Reflective System FRS12_95a, L*=20_95 for relative CIELAB hue $h^* = lab^*h^* = h_{ab}^*/360 = 0.679$
 data for any colour:

lab^*tch^* and lab^*icu^*
 Hue texts:
 $u^*_e = g75b$ $u^*_d = c20v$
 contrast reduction factor:
 $c_R = 0.9$
 triangle lightness t^*



FRS12_95a; adapted (a) CIELAB data

	u^*_e	$L^*=L^*_a$	a^*_a	b^*_a	$C^*_{ab,a}$	$h^*_{ab,a}$
O _{Ma}	43.8	53.91	39.75	66.98	36	
Y _{Ma}	87.58	-4.65	98.29	98.4	93	
L _{Ma}	51.95	-56.34	43.53	71.2	142	
C _{Ma}	59.62	-26.2	-28.62	38.8	228	
V _{Ma}	25.01	45.2	-52.8	69.51	311	
M _{Ma}	45.88	70.67	-29.93	76.75	337	
N _{Ma}	20.0	0.0	0.0	0.0	0	
W _{Ma}	95.0	0.0	0.0	0.0	0	
R _{Ma}	39.92	58.74	27.99	65.07	25	
J _{Ma}	81.26	-2.89	71.56	71.62	92	
G _{Ma}	52.23	-42.42	13.6	44.55	162	
B _{Ma}	30.57	1.41	-46.47	46.49	272	

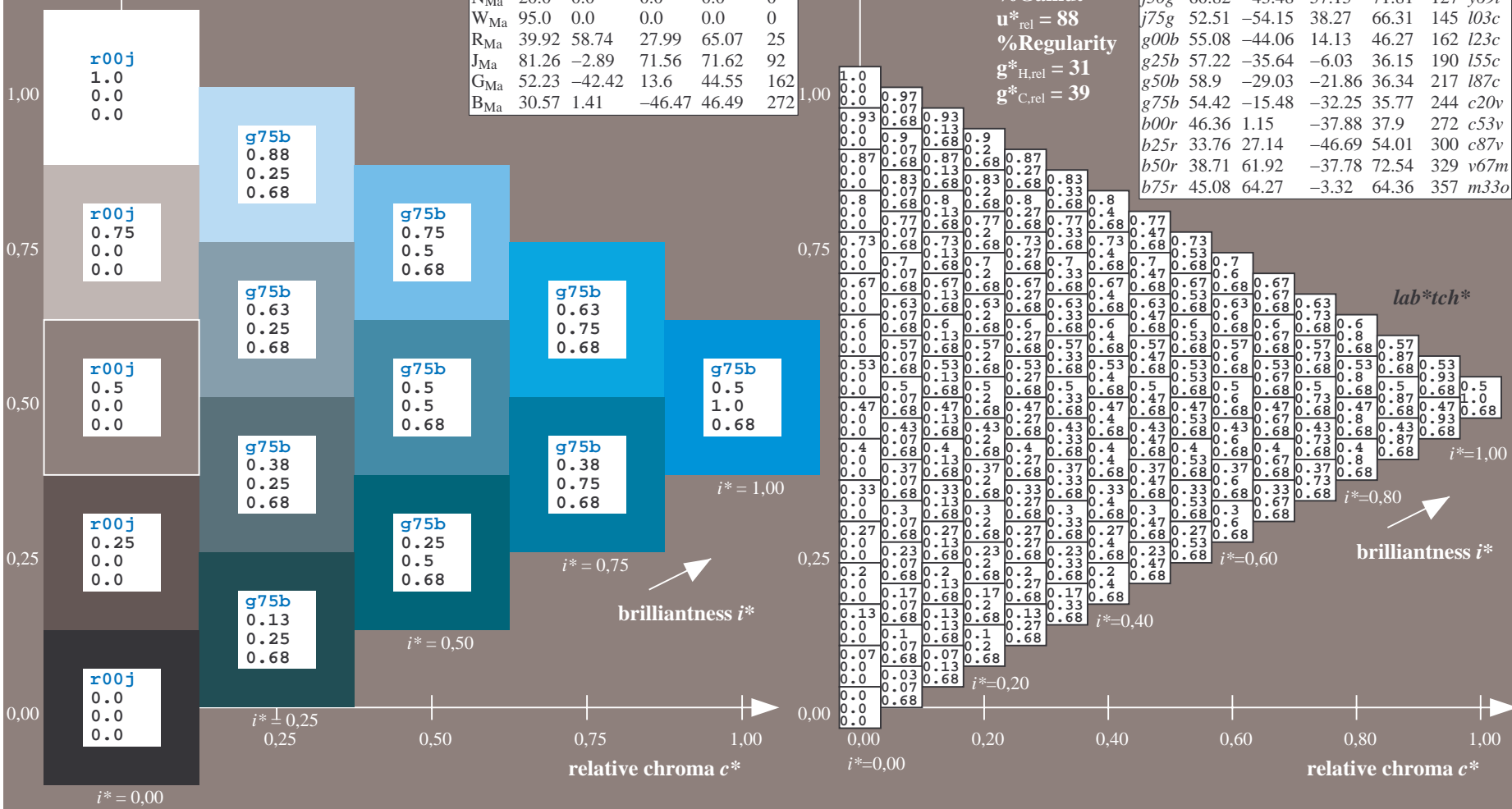
Data for maximum colour (Ma):

$LAB^*LAB^*_{Ma}$: 54 -15 -32
 $LAB^*LCH^*_{Ma}$: 54 36 244
 $lab^*rgb^*_{Ma}$: 0.0 0.5 1.0
 $lab^*olv^*_{Ma}$: 0.0 0.8 1.0

FRS12_95a; adapted (a) CIELAB data

	u^*_e	$L^*=L^*_a$	a^*_a	b^*_a	$C^*_{ab,a}$	$h^*_{ab,a}$	u^*_d
r00j	44.18	56.95	27.14	63.08	25	m81o	
r25j	47.38	49.13	44.53	66.31	42	o10y	
r50j	57.76	35.24	58.41	68.22	59	o40y	
r75j	69.81	19.13	74.52	76.94	76	o69y	
j00g	87.06	-3.94	97.58	97.66	92	o98y	
j25g	72.25	-26.89	74.73	79.42	110	y34l	
j50g	62.82	-43.48	57.15	71.81	127	y69l	
j75g	52.51	-54.15	38.27	66.31	145	l03c	
g00b	55.08	-44.06	14.13	46.27	162	l23c	
g25b	57.22	-35.64	-6.03	36.15	190	l55c	
g50b	58.9	-29.03	-21.86	36.34	217	l87c	
g75b	54.42	-15.48	-32.25	35.77	244	c20v	
b00r	46.36	1.15	-37.88	37.9	272	c53v	
b25r	33.76	27.14	-46.69	54.01	300	c87v	
b50r	38.71	61.92	-37.78	72.54	329	v67m	
b75r	45.08	64.27	-3.32	64.36	357	m33o	

triangle lightness t^*
 %Gamut
 $u^*_{rel} = 88$
 %Regularity
 $g^*_{H,rel} = 31$
 $g^*_{C,rel} = 39$

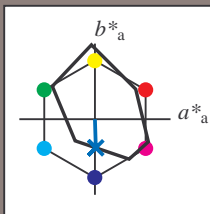


See for similar files: <http://www.ps.bam.de/Fe65/>; www.ps.bam.de/Fe.HTM
 Technical information: <http://www.ps.bam.de> Version 2.1, io=1,1, ColSpx=0

BAM registration: 20081001-Fe65/10L/L65e00NP.PDF/ .PS BAM material: code=rh4ta
 application for evaluation and measurement of printer or monitor systems

Input and output: Colorimetric Printer Reflective System FRS12_95a, L*=20_95 for relative CIELAB hue $h^* = lab^*h^* = h_{ab}/360 = 0.755$
 data for any colour:
 lab^*tch^* and lab^*icu^*

Hue texts:
 $u^*_e = b00r$ $u^*_d = c53v$
 contrast reduction factor:
 $c_R = 0.9$
 triangle lightness t^*



FRS12_95a; adapted (a) CIELAB data

	u^*_e	$L^*=L^*_a$	a^*_a	b^*_a	$C^*_{ab,a}$	$h^*_{ab,a}$
O _{Ma}	43.8	53.91	39.75	66.98	36	
Y _{Ma}	87.58	-4.65	98.29	98.4	93	
L _{Ma}	51.95	-56.34	43.53	71.2	142	
C _{Ma}	59.62	-26.2	-28.62	38.8	228	
V _{Ma}	25.01	45.2	-52.8	69.51	311	
M _{Ma}	45.88	70.67	-29.93	76.75	337	
N _{Ma}	20.0	0.0	0.0	0.0	0	
W _{Ma}	95.0	0.0	0.0	0.0	0	
R _{Ma}	39.92	58.74	27.99	65.07	25	
J _{Ma}	81.26	-2.89	71.56	71.62	92	
G _{Ma}	52.23	-42.42	13.6	44.55	162	
B _{Ma}	30.57	1.41	-46.47	46.49	272	

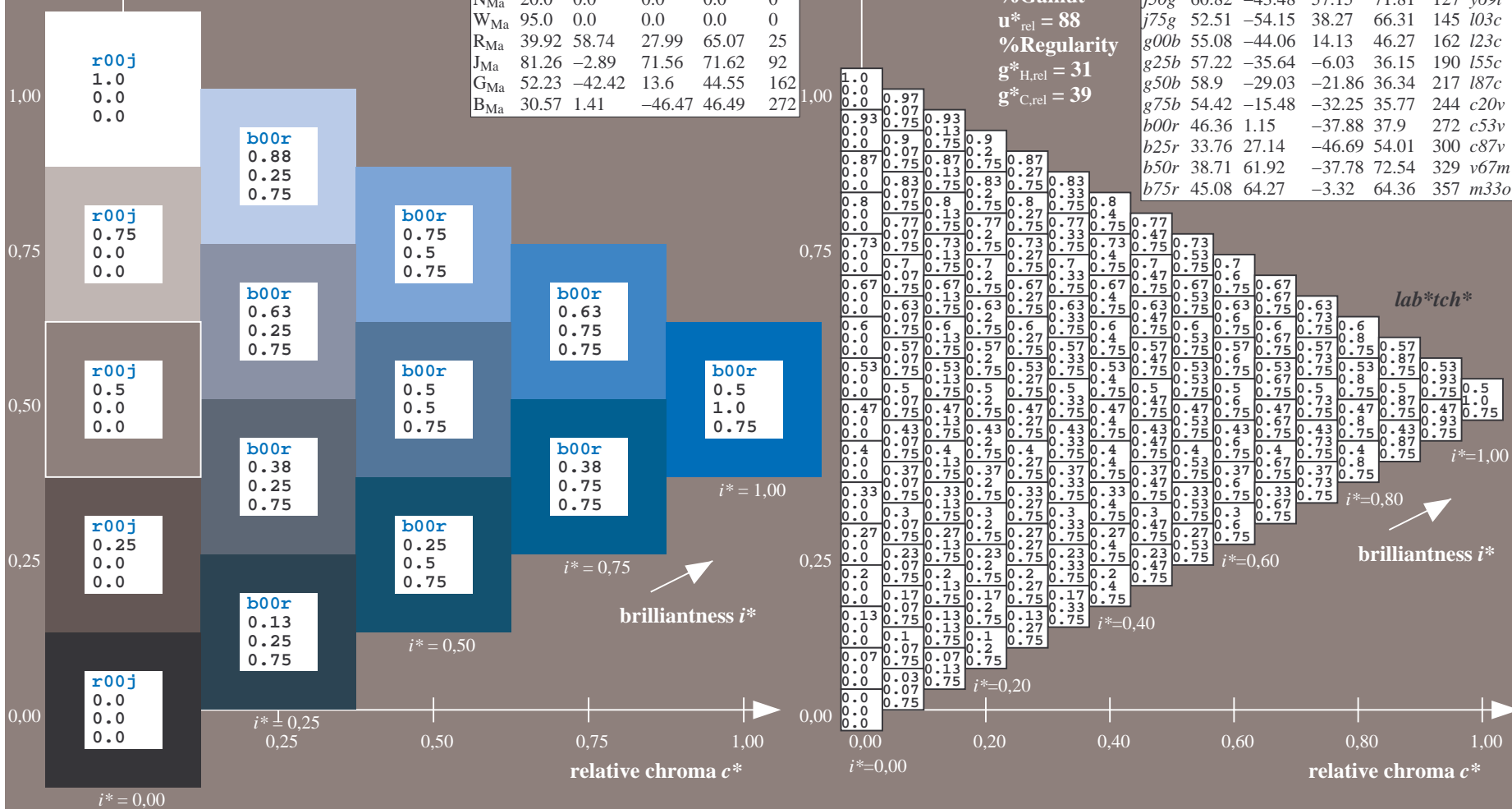
Data for maximum colour (Ma):

$LAB^*LAB^*_{Ma}$: 46 1 -38
 $LAB^*LCH^*_{Ma}$: 46 38 271
 $lab^*rgb^*_{Ma}$: 0.0 0.0 1.0
 $lab^*olv^*_{Ma}$: 0.0 0.47 1.0
 triangle lightness t^*

FRS12_95a; adapted (a) CIELAB data

	u^*_e	$L^*=L^*_a$	a^*_a	b^*_a	$C^*_{ab,a}$	$h^*_{ab,a}$	u^*_d
r00j	44.18	56.95	27.14	63.08	25	m81o	
r25j	47.38	49.13	44.53	66.31	42	o10y	
r50j	57.76	35.24	58.41	68.22	59	o40y	
r75j	69.81	19.13	74.52	76.94	76	o69y	
j00g	87.06	-3.94	97.58	97.66	92	o98y	
j25g	72.25	-26.89	74.73	79.42	110	y34l	
j50g	62.82	-43.48	57.15	71.81	127	y69l	
j75g	52.51	-54.15	38.27	66.31	145	l03c	
g00b	55.08	-44.06	14.13	46.27	162	l23c	
g25b	57.22	-35.64	-6.03	36.15	190	l55c	
g50b	58.9	-29.03	-21.86	36.34	217	l87c	
g75b	54.42	-15.48	-32.25	35.77	244	c20v	
b00r	46.36	1.15	-37.88	37.9	272	c53v	
b25r	33.76	27.14	-46.69	54.01	300	c87v	
b50r	38.71	61.92	-37.78	72.54	329	v67m	
b75r	45.08	64.27	-3.32	64.36	357	m33o	

%Gamut
 $u^*_{rel} = 88$
 %Regularity
 $g^*_{H,rel} = 31$
 $g^*_{C,rel} = 39$

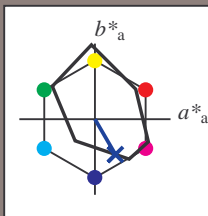


See for similar files: <http://www.ps.bam.de/Fe65/>; www.ps.bam.de/Fe.HTM
 Technical information: <http://www.ps.bam.de> Version 2.1, io=1,1, ColSpX=0

BAM registration: 20081001-Fe65/10L/L65e00NP.PDF/ .PS BAM material: code=rh4ta
 application for evaluation and measurement of printer or monitor systems

Input and output: Colorimetric Printer Reflective System FRS12_95a, L*=20_95 for relative CIELAB hue $h^* = lab^*h^* = h_{ab}^*/360 = 0.834$
 data for any colour:

lab^*tch^* and lab^*icu^*
 Hue texts:
 $u^*_e = b25r$ $u^*_d = c87v$
 contrast reduction factor:
 $c_R = 0.9$
 triangle lightness t^*



FRS12_95a; adapted (a) CIELAB data

	u^*_e	$L^*=L^*_a$	a^*_a	b^*_a	$C^*_{ab,a}$	$h^*_{ab,a}$
O _{Ma}	43.8	53.91	39.75	66.98	36	
Y _{Ma}	87.58	-4.65	98.29	98.4	93	
L _{Ma}	51.95	-56.34	43.53	71.2	142	
C _{Ma}	59.62	-26.2	-28.62	38.8	228	
V _{Ma}	25.01	45.2	-52.8	69.51	311	
M _{Ma}	45.88	70.67	-29.93	76.75	337	
N _{Ma}	20.0	0.0	0.0	0.0	0	
W _{Ma}	95.0	0.0	0.0	0.0	0	
R _{Ma}	39.92	58.74	27.99	65.07	25	
J _{Ma}	81.26	-2.89	71.56	71.62	92	
G _{Ma}	52.23	-42.42	13.6	44.55	162	
B _{Ma}	30.57	1.41	-46.47	46.49	272	

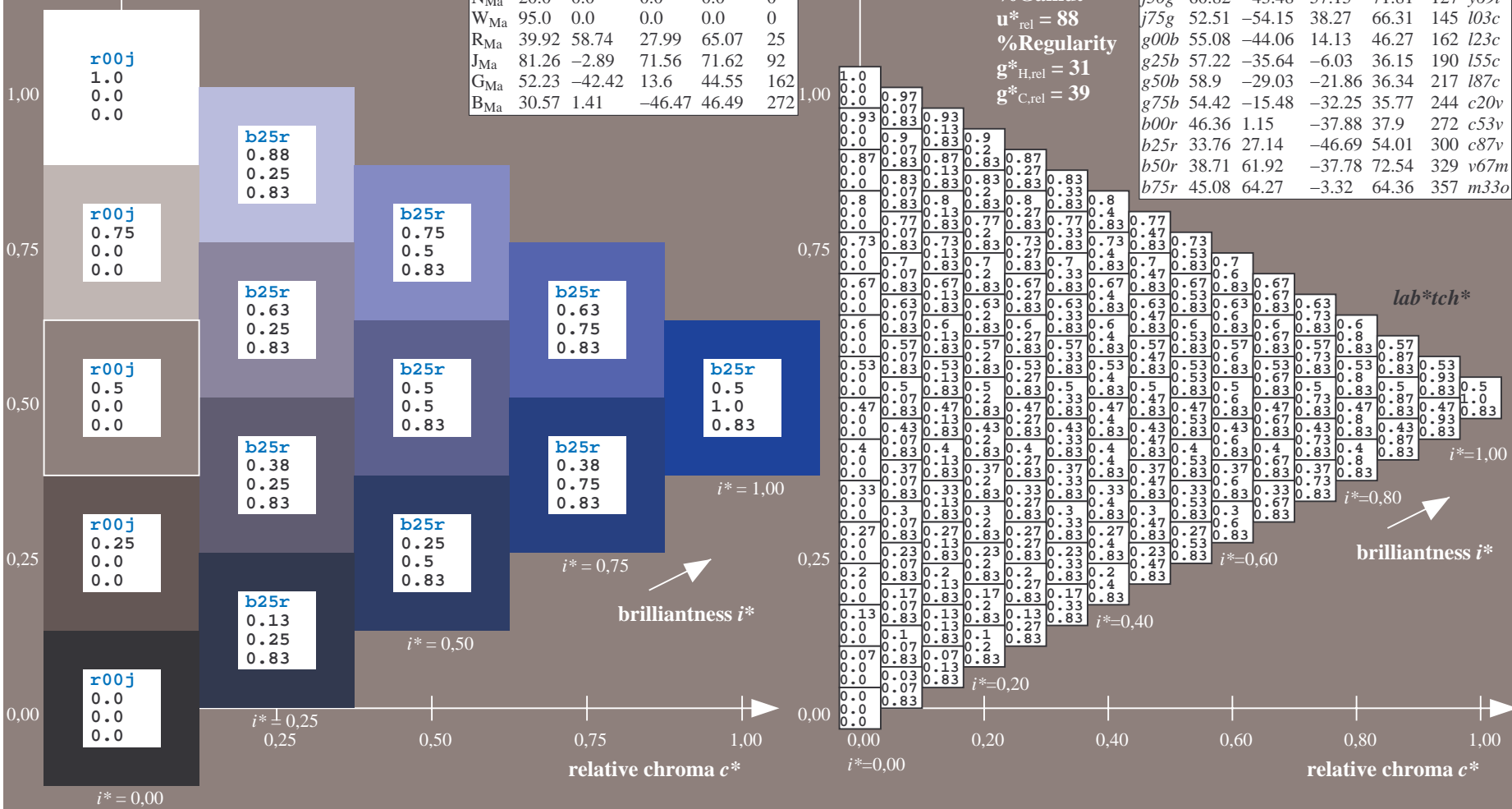
Data for maximum colour (Ma):

$LAB^*LAB^*_{Ma}$: 34 27 -47
 $LAB^*LCH^*_{Ma}$: 34 54 300
 $lab^*rgb^*_{Ma}$: 0.5 0.0 1.0
 $lab^*olv^*_{Ma}$: 0.0 0.13 1.0

FRS12_95a; adapted (a) CIELAB data

	u^*_e	$L^*=L^*_a$	a^*_a	b^*_a	$C^*_{ab,a}$	$h^*_{ab,a}$	u^*_d
r00j	44.18	56.95	27.14	63.08	25	m81o	
r25j	47.38	49.13	44.53	66.31	42	o10y	
r50j	57.76	35.24	58.41	68.22	59	o40y	
r75j	69.81	19.13	74.52	76.94	76	o69y	
j00g	87.06	-3.94	97.58	97.66	92	o98y	
j25g	72.25	-26.89	74.73	79.42	110	y34l	
j50g	62.82	-43.48	57.15	71.81	127	y69l	
j75g	50.51	-54.15	38.27	66.31	145	l03c	
g00b	55.08	-44.06	14.13	46.27	162	l23c	
g25b	57.22	-35.64	-6.03	36.15	190	l55c	
g50b	58.9	-29.03	-21.86	36.34	217	l87c	
g75b	54.42	-15.48	-32.25	35.77	244	c20v	
b00r	46.36	1.15	-37.88	37.9	272	c53v	
b25r	33.76	27.14	-46.69	54.01	300	c87v	
b50r	38.71	61.92	-37.78	72.54	329	v67m	
b75r	45.08	64.27	-3.32	64.36	357	m33o	

triangle lightness t^*
 %Gamut
 $u^*_{rel} = 88$
 %Regularity
 $g^*_{H,rel} = 31$
 $g^*_{C,rel} = 39$

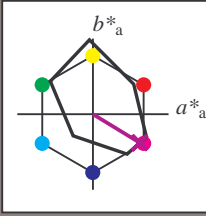


See for similar files: <http://www.ps.bam.de/Fe65/>; www.ps.bam.de/Fe.HTM
 Technical information: <http://www.ps.bam.de> Version 2.1, io=1,1, ColSpx=0

BAM registration: 20081001-Fe65/10L/L65e00NP.PDF/ .PS BAM material: code=rhadata
 application for evaluation and measurement of printer or monitor systems

Input and output: Colorimetric Printer Reflective System FRS12_95a, L*=20_95 for relative CIELAB hue $h^* = lab^*h^* = h_{ab}^*/360 = 0.913$

data for any colour:
 lab^*tch^* and lab^*icu^*
 Hue texts:
 $u^*_e = b50r$ $u^*_d = v67m$
 contrast reduction factor:
 $c_R = 0.9$
 triangle lightness t^*



FRS12_95a; adapted (a) CIELAB data

	u^*_e	$L^*=L^*_a$	a^*_a	b^*_a	$C^*_{ab,a}$	$h^*_{ab,a}$
O _{Ma}	43.8	53.91	39.75	66.98	36	
Y _{Ma}	87.58	-4.65	98.29	98.4	93	
L _{Ma}	51.95	-56.34	43.53	71.2	142	
C _{Ma}	59.62	-26.2	-28.62	38.8	228	
V _{Ma}	25.01	45.2	-52.8	69.51	311	
M _{Ma}	45.88	70.67	-29.93	76.75	337	
N _{Ma}	20.0	0.0	0.0	0.0	0	
W _{Ma}	95.0	0.0	0.0	0.0	0	
R _{Ma}	39.92	58.74	27.99	65.07	25	
J _{Ma}	81.26	-2.89	71.56	71.62	92	
G _{Ma}	52.23	-42.42	13.6	44.55	162	
B _{Ma}	30.57	1.41	-46.47	46.49	272	

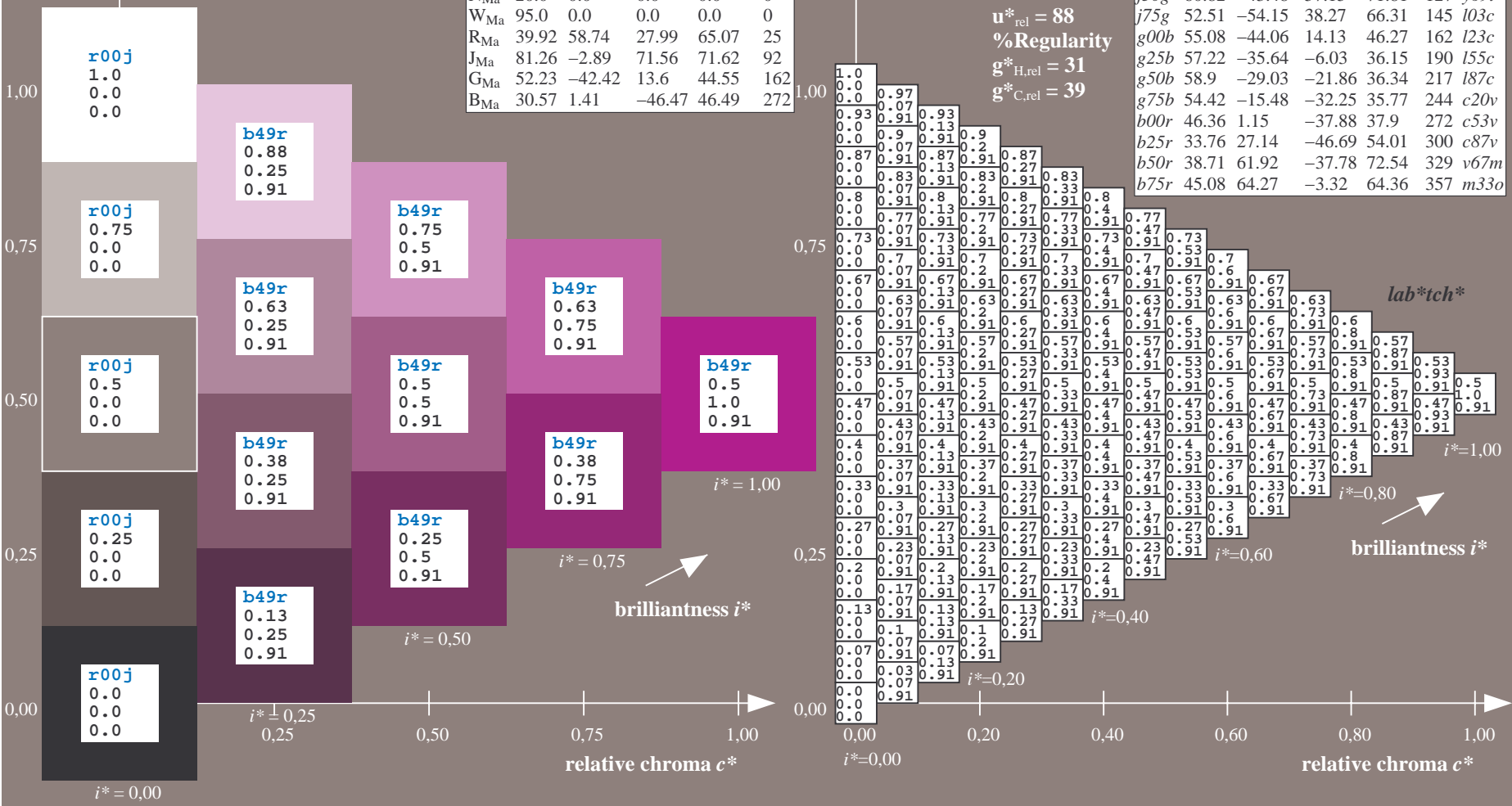
Data for maximum colour (Ma):

$LAB^*LAB^*_{Ma}$: 39 62 -38
 $LAB^*LCH^*_{Ma}$: 39 73 328
 $lab^*rgb^*_{Ma}$: 1.0 0.0 1.0
 $lab^*olv^*_{Ma}$: 0.68 0.0 1.0

FRS12_95a; adapted (a) CIELAB data

	u^*_e	$L^*=L^*_a$	a^*_a	b^*_a	$C^*_{ab,a}$	$h^*_{ab,a}$	u^*_d
r00j	44.18	56.95	27.14	63.08	25	m81o	
r25j	47.38	49.13	44.53	66.31	42	o10y	
r50j	57.76	35.24	58.41	68.22	59	o40y	
r75j	69.81	19.13	74.52	76.94	76	o69y	
j00g	87.06	-3.94	97.58	97.66	92	o98y	
j25g	72.25	-26.89	74.73	79.42	110	y34l	
j50g	60.82	-43.48	57.15	71.81	127	y69l	
j75g	52.51	-54.15	38.27	66.31	145	l03c	
g00b	55.08	-44.06	14.13	46.27	162	l23c	
g25b	57.22	-35.64	-6.03	36.15	190	l55c	
g50b	58.9	-29.03	-21.86	36.34	217	l87c	
g75b	54.42	-15.48	-32.25	35.77	244	c20c	
b00r	46.36	1.15	-37.88	37.9	272	c53v	
b25r	33.76	27.14	-46.69	54.01	300	c87v	
b50r	38.71	61.92	-37.78	72.54	329	v67m	
b75r	45.08	64.27	-3.32	64.36	357	m33o	

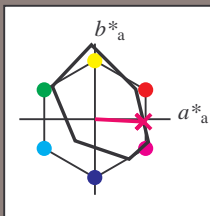
triangle lightness t^*
 %Gamut
 $u^*_{rel} = 88$
 %Regularity
 $g^*_{H,rel} = 31$
 $g^*_{C,rel} = 39$



BAM registration: 20081001-Fe65/10L/L65e00NP.PDF/ .PS
 application for evaluation and measurement of printer or monitor systems
 BAM material: code=rh4ta

Input and output: Colorimetric Printer Reflective System FRS12_95a, L*=20_95 for relative CIELAB hue $h^* = lab^*h^* = h_{ab}^*/360 = 0.992$
 data for any colour:
 lab^*tch^* and lab^*icu^*

Hue texts:
 $u^*_e = b75r$ $u^*_d = m33o$
 contrast reduction factor:
 $c_R = 0.9$
 triangle lightness t^*



FRS12_95a; adapted (a) CIELAB data

	u^*_e	$L^*=L^*_a$	a^*_a	b^*_a	$C^*_{ab,a}$	$h^*_{ab,a}$
O _{Ma}	43.8	53.91	39.75	66.98	36	
Y _{Ma}	87.58	-4.65	98.29	98.4	93	
L _{Ma}	51.95	-56.34	43.53	71.2	142	
C _{Ma}	59.62	-26.2	-28.62	38.8	228	
V _{Ma}	25.01	45.2	-52.8	69.51	311	
M _{Ma}	45.88	70.67	-29.93	76.75	337	
N _{Ma}	20.0	0.0	0.0	0.0	0	
W _{Ma}	95.0	0.0	0.0	0.0	0	
R _{Ma}	39.92	58.74	27.99	65.07	25	
J _{Ma}	81.26	-2.89	71.56	71.62	92	
G _{Ma}	52.23	-42.42	13.6	44.55	162	
B _{Ma}	30.57	1.41	-46.47	46.49	272	

Data for maximum colour (Ma):

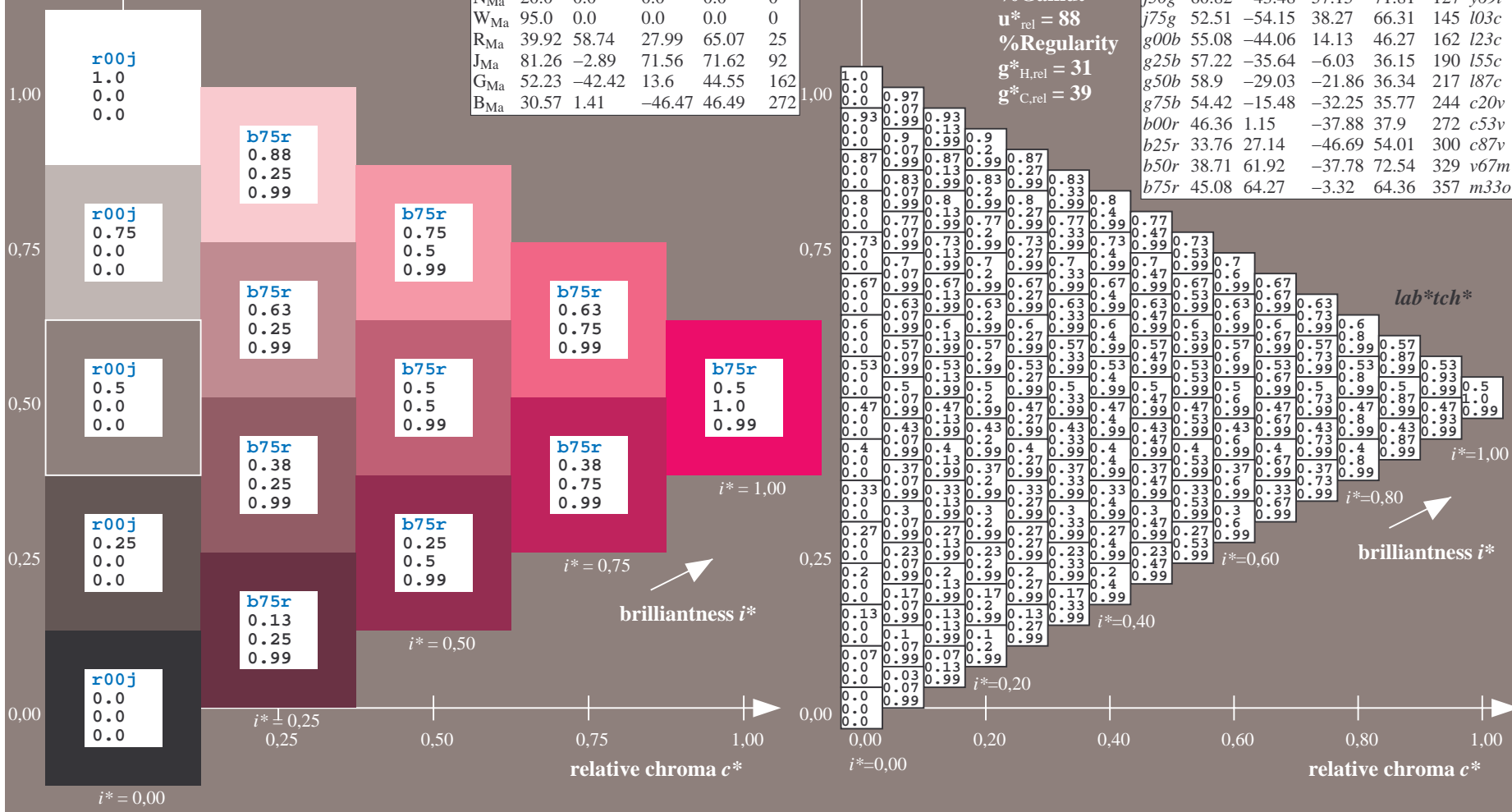
$LAB^*LAB^*_{Ma}$: 45 64 -3
 $LAB^*LCH^*_{Ma}$: 45 64 357
 $lab^*rgb^*_{Ma}$: 1.0 0.0 0.5
 $lab^*olv^*_{Ma}$: 1.0 0.0 0.66

triangle lightness t^*

%Gamut
 $u^*_{rel} = 88$
 %Regularity
 $g^*_{H,rel} = 31$
 $g^*_{C,rel} = 39$

FRS12_95a; adapted (a) CIELAB data

	u^*_e	$L^*=L^*_a$	a^*_a	b^*_a	$C^*_{ab,a}$	$h^*_{ab,a}$	u^*_d
r00j	44.18	56.95	27.14	63.08	25	m81o	
r25j	47.38	49.13	44.53	66.31	42	o10y	
r50j	57.76	35.24	58.41	68.22	59	o40y	
r75j	69.81	19.13	74.52	76.94	76	o69y	
j00g	87.06	-3.94	97.58	97.66	92	o98y	
j25g	72.25	-26.89	74.73	79.42	110	y34l	
j50g	60.82	-43.48	57.15	71.81	127	y69l	
j75g	52.51	-54.15	38.27	66.31	145	l03c	
g00b	55.08	-44.06	14.13	46.27	162	l23c	
g25b	57.22	-35.64	-6.03	36.15	190	l55c	
g50b	58.9	-29.03	-21.86	36.34	217	l87c	
g75b	54.42	-15.48	-32.25	35.77	244	c20v	
b00r	46.36	1.15	-37.88	37.9	272	c53v	
b25r	33.76	27.14	-46.69	54.01	300	c87v	
b50r	38.71	61.92	-37.78	72.54	329	v67m	
b75r	45.08	64.27	-3.32	64.36	357	m33o	



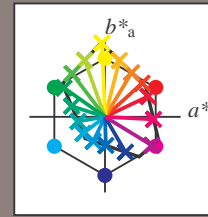
See for similar files: <http://www.ps.bam.de/Fe65/>; www.ps.bam.de/Fe.HTM
 Technical information: <http://www.ps.bam.de> Version 2.1, io=1,1, ColSpx=0

BAM registration: 20081001-Fe65/10L/L65e00NP.PDF/ .PS BAM material: code=rhadata
 application for evaluation and measurement of printer or monitor systems

Input and output:
 Colorimetric Printer Reflective System FRS12_95a
 data for any colour:
 u^*_e and number *no.* = 00 .. 15
 elementary hue text:
 $u^*_e = 16$ hues *r00j*, *r25j*, ..., *b75r*
 contrast reduction factor:
 $c_R = 0.9$

FRS12_95a; adapted (a) CIELAB data

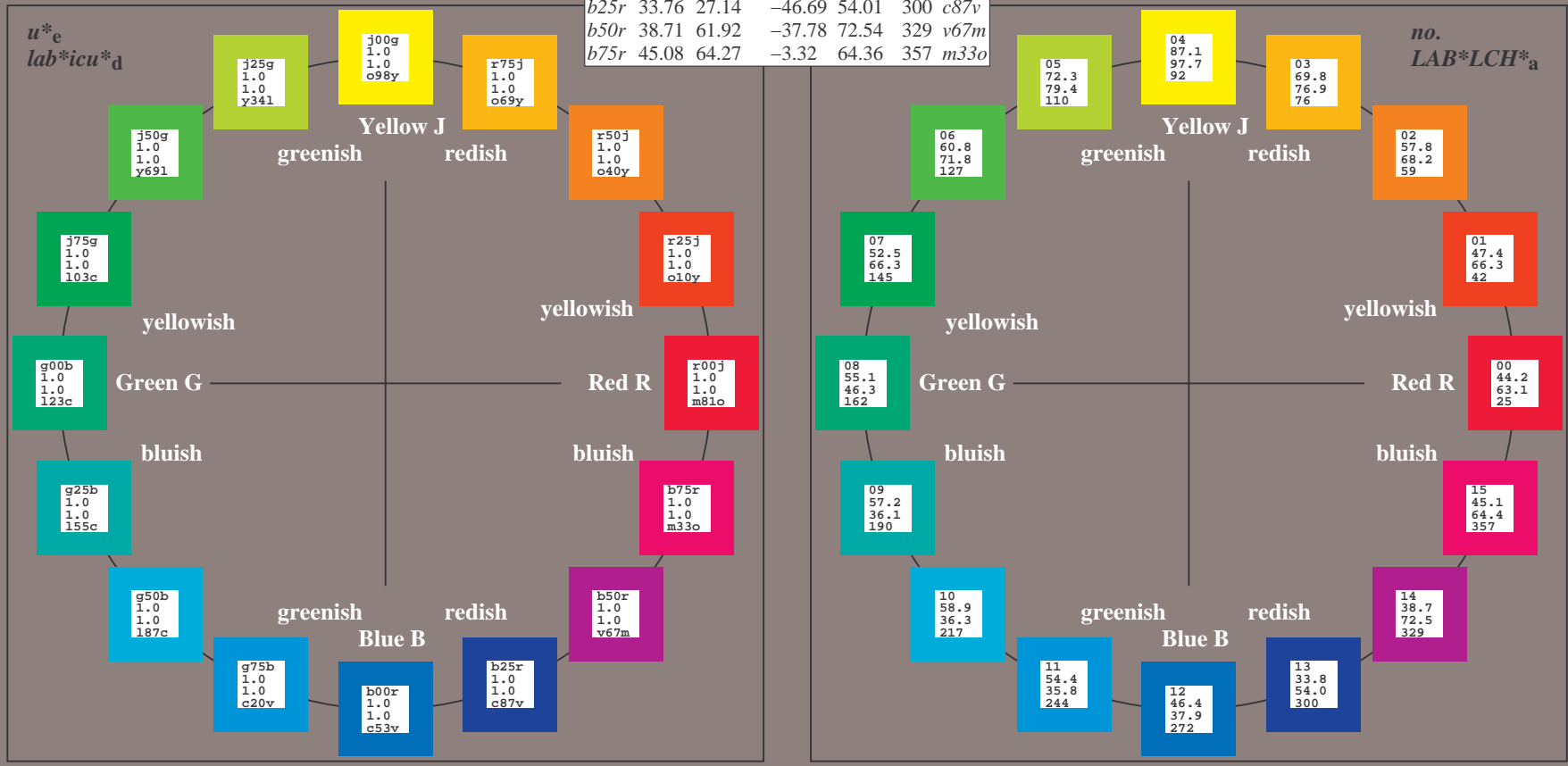
u^*_e	$L^*=L^*_a$	a^*_a	b^*_a	$C^*_{ab,a}$	$h^*_{ab,a}$	u^*_d
r00j	44.18	56.95	27.14	63.08	25	m81o
r25j	47.38	49.13	44.53	66.31	42	o10y
r50j	57.76	35.24	58.41	68.22	59	o40y
r75j	69.81	19.13	74.52	76.94	76	o69y
j00g	87.06	-3.94	97.58	97.66	92	o98y
j25g	72.25	-26.89	74.73	79.42	110	y34l
j50g	60.82	-43.48	57.15	71.81	127	y69l
j75g	52.51	-54.15	38.27	66.31	145	l03c
g00b	55.08	-44.06	14.13	46.27	162	l23c
g25b	57.22	-35.64	-6.03	36.15	190	l55c
g50b	58.9	-29.03	-21.86	36.34	217	l87c
g75b	54.42	-15.48	-32.25	35.77	244	c20v
b00r	46.36	1.15	-37.88	37.9	272	c53v
b25r	33.76	27.14	-46.69	54.01	300	c87v
b50r	38.71	61.92	-37.78	72.54	329	v67m
b75r	45.08	64.27	-3.32	64.36	357	m33o



%Gamut
 $u^*_{rel} = 88$
 %Regularity
 $g^*_{H,rel} = 31$
 $g^*_{C,rel} = 39$

FRS12_95a; adapted (a) CIELAB data

Name	$L^*=L^*_a$	a^*_a	b^*_a	$C^*_{ab,a}$	$h^*_{ab,a}$
OMa	43.8	53.91	39.75	66.98	36
YMa	87.58	-4.65	98.29	98.4	93
LMa	51.95	-56.34	43.53	71.2	142
CMa	59.62	-26.2	-28.62	38.8	228
VMa	25.01	45.2	-52.8	69.51	311
MMa	45.88	70.67	-29.93	76.75	337
NMa	20.0	0.0	0.0	0.0	0
WMa	95.0	0.0	0.0	0.0	0
RCIE	39.92	58.74	27.99	65.07	25
JCIE	81.26	-2.89	71.56	71.62	92
GCIE	52.23	-42.42	13.6	44.55	162
BCIE	30.57	1.41	-46.47	46.49	272



Input and output: Colorimetric Printer Reflective System FRS12_95a, L*=20_95 for relative CIELAB hue $h^* = lab^*h^* = h^*_{ab}/360 = 0.071$
 data for any colour:

lab^*tch^* and lab^*icu^*

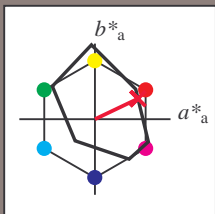
Hue texts:

$u^*_e = r00j$ $u^*_d = m81o$

contrast reduction factor:

$c_R = 0.9$

triangle lightness t^*



FRS12_95a; adapted (a) CIELAB data

	u^*_e	$L^*=L^*_a$	a^*_a	b^*_a	$C^*_{ab,a}$	$h^*_{ab,a}$
O _{Ma}	43.8	53.91	39.75	66.98	36	
Y _{Ma}	87.58	-4.65	98.29	98.4	93	
L _{Ma}	51.95	-56.34	43.53	71.2	142	
C _{Ma}	59.62	-26.2	-28.62	38.8	228	
V _{Ma}	25.01	45.2	-52.8	69.51	311	
M _{Ma}	45.88	70.67	-29.93	76.75	337	
N _{Ma}	20.0	0.0	0.0	0.0	0	
W _{Ma}	95.0	0.0	0.0	0.0	0	
R _{Ma}	39.92	58.74	27.99	65.07	25	
J _{Ma}	81.26	-2.89	71.56	71.62	92	
G _{Ma}	52.23	-42.42	13.6	44.55	162	
B _{Ma}	30.57	1.41	-46.47	46.49	272	

Data for maximum colour (Ma):

$LAB^*LAB^*_{Ma}$: 44 57 27

$LAB^*LCH^*_{Ma}$: 44 63 25

$lab^*rgb^*_{Ma}$: 1.0 0.0 0.0

$lab^*olv^*_{Ma}$: 1.0 0.0 0.18

triangle lightness t^*

%Gamut

$u^*_{rel} = 88$

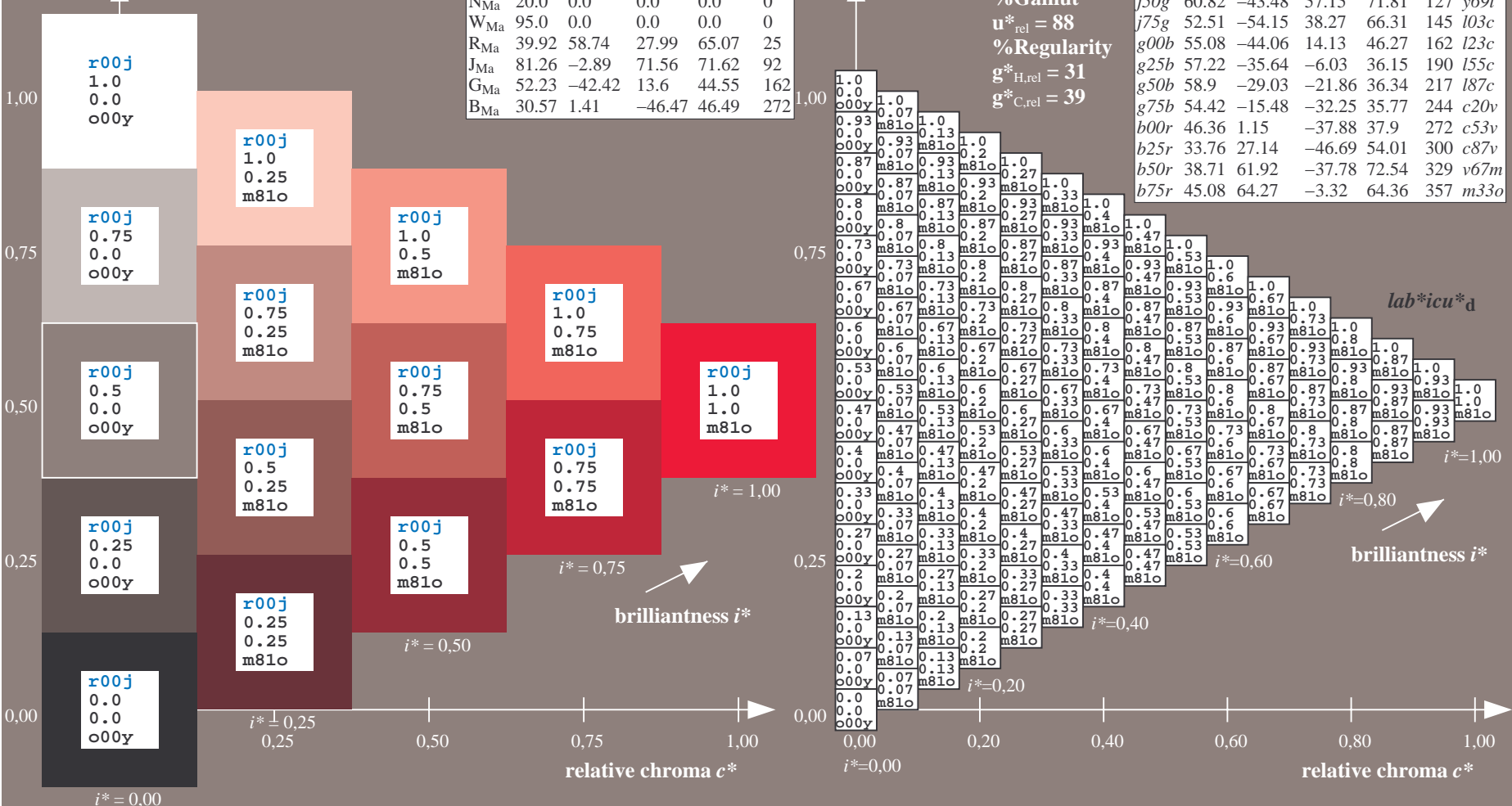
%Regularity

$g^*_{H,rel} = 31$

$g^*_{C,rel} = 39$

FRS12_95a; adapted (a) CIELAB data

	u^*_e	$L^*=L^*_a$	a^*_a	b^*_a	$C^*_{ab,a}$	$h^*_{ab,a}$	u^*_d
r00j	44.18	56.95	27.14	63.08	25	m81o	
r25j	47.38	49.13	44.53	66.31	42	o10y	
r50j	57.76	35.24	58.41	68.22	59	o40y	
r75j	69.81	19.13	74.52	76.94	76	o69y	
j00g	87.06	-3.94	97.58	97.66	92	o98y	
j25g	72.25	-26.89	74.73	79.42	110	y34l	
j50g	60.82	-43.48	57.15	71.81	127	y69l	
j75g	52.51	-54.15	38.27	66.31	145	l03c	
g00b	55.08	-44.06	14.13	46.27	162	l23c	
g25b	57.22	-35.64	-6.03	36.15	190	l55c	
g50b	58.9	-29.03	-21.86	36.34	217	l87c	
g75b	54.42	-15.48	-32.25	35.77	244	c20v	
b00r	46.36	1.15	-37.88	37.9	272	c53v	
b25r	33.76	27.14	-46.69	54.01	300	c87v	
b50r	38.71	61.92	-37.78	72.54	329	v67m	
b75r	45.08	64.27	-3.32	64.36	357	m33o	

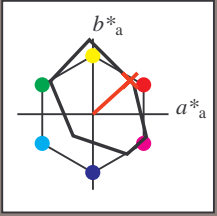


BAM registration: 20081001-Fe65/10L/L65e00NP.PDF/ .PS
 application for evaluation and measurement of printer or monitor systems
 BAM material: code=rhadata

See for similar files: <http://www.ps.bam.de/Fe65/>;
 Technical information: <http://www.ps.bam.de>
 Version 2.1, io=1,1, ColSpX=0

Input and output: Colorimetric Printer Reflective System FRS12_95a, L*=20_95 for relative CIELAB hue $h^* = lab^*h^* = h_{ab}^*/360 = 0.117$
 data for any colour:
 lab^*tch^* and lab^*icu^*

Hue texts:
 $u^*_e = r25j$ $u^*_d = o10y$
 contrast reduction factor:
 $c_R = 0.9$
 triangle lightness t^*



FRS12_95a; adapted (a) CIELAB data

	u^*_e	$L^*=L^*_a$	a^*_a	b^*_a	$C^*_{ab,a}$	$h^*_{ab,a}$
O _{Ma}	43.8	53.91	39.75	66.98	36	
Y _{Ma}	87.58	-4.65	98.29	98.4	93	
L _{Ma}	51.95	-56.34	43.53	71.2	142	
C _{Ma}	59.62	-26.2	-28.62	38.8	228	
V _{Ma}	25.01	45.2	-52.8	69.51	311	
M _{Ma}	45.88	70.67	-29.93	76.75	337	
N _{Ma}	20.0	0.0	0.0	0.0	0	
W _{Ma}	95.0	0.0	0.0	0.0	0	
R _{Ma}	39.92	58.74	27.99	65.07	25	
J _{Ma}	81.26	-2.89	71.56	71.62	92	
G _{Ma}	52.23	-42.42	13.6	44.55	162	
B _{Ma}	30.57	1.41	-46.47	46.49	272	

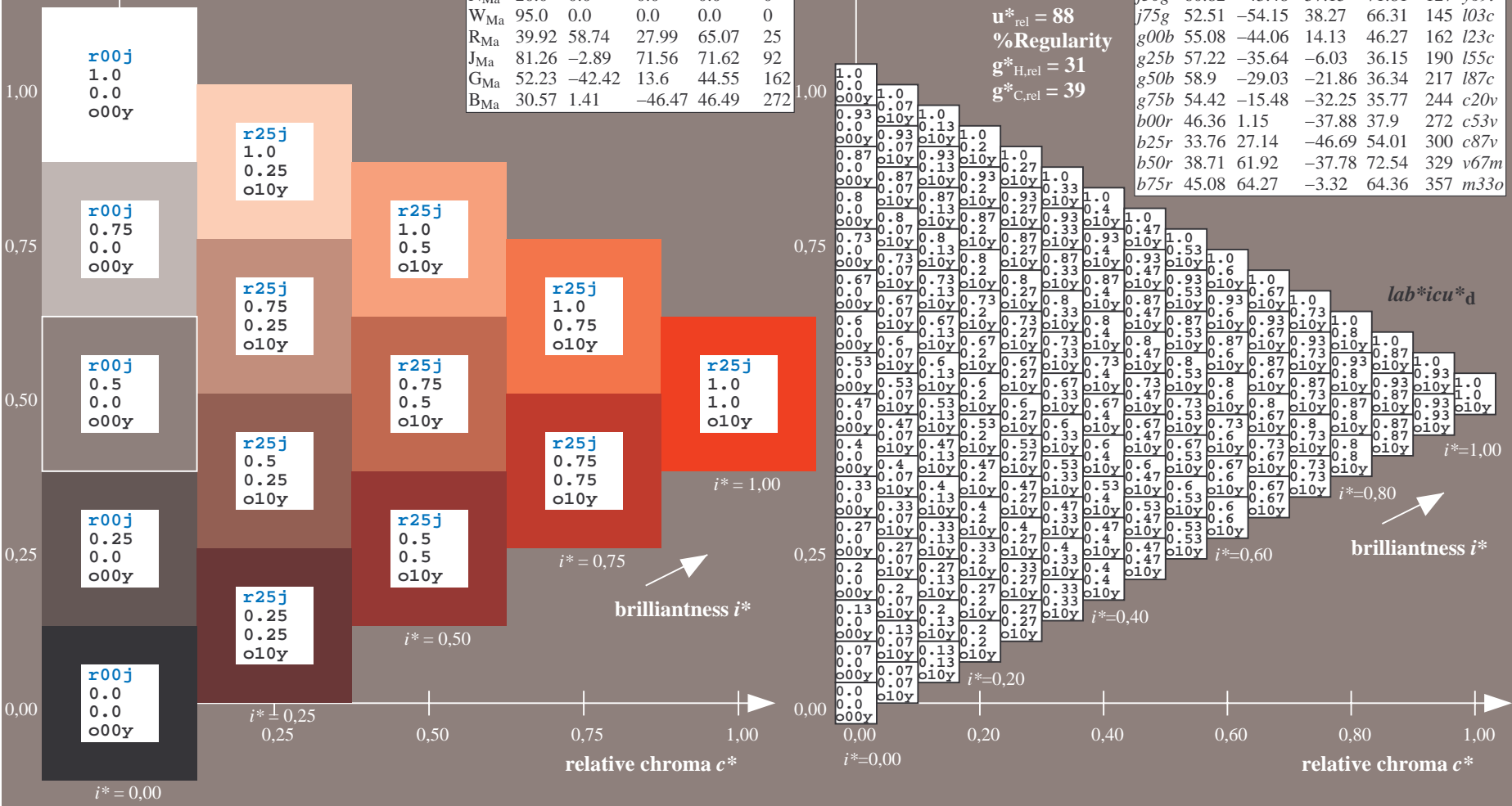
Data for maximum colour (Ma):

$LAB^*LAB^*_{Ma}$: 47 49 45
 $LAB^*LCH^*_{Ma}$: 47 66 42
 $lab^*rgb^*_{Ma}$: 1.0 0.25 0.0
 $lab^*olv^*_{Ma}$: 1.0 0.1 0.0

FRS12_95a; adapted (a) CIELAB data

	u^*_e	$L^*=L^*_a$	a^*_a	b^*_a	$C^*_{ab,a}$	$h^*_{ab,a}$	u^*_d
r00j	44.18	56.95	27.14	63.08	25	m81o	
r25j	47.38	49.13	44.53	66.31	42	o10y	
r50j	57.76	35.24	58.41	68.22	59	o40y	
r75j	69.81	19.13	74.52	76.94	76	o69y	
j00g	87.06	-3.94	97.58	97.66	92	o98y	
j25g	72.25	-26.89	74.73	79.42	110	y34l	
j50g	60.82	-43.48	57.15	71.81	127	y69l	
j75g	52.51	-54.15	38.27	66.31	145	l03c	
g00b	55.08	-44.06	14.13	46.27	162	l23c	
g25b	57.22	-35.64	-6.03	36.15	190	l55c	
g50b	58.9	-29.03	-21.86	36.34	217	l87c	
g75b	54.42	-15.48	-32.25	35.77	244	c20v	
b00r	46.36	1.15	-37.88	37.9	272	c53v	
b25r	33.76	27.14	-46.69	54.01	300	c87v	
b50r	38.71	61.92	-37.78	72.54	329	v67m	
b75r	45.08	64.27	-3.32	64.36	357	m33o	

triangle lightness t^*
 %Gamut
 $u^*_{rel} = 88$
 %Regularity
 $g^*_{H,rel} = 31$
 $g^*_{C,rel} = 39$



See for similar files: <http://www.ps.bam.de/Fe65/>; www.ps.bam.de/Version 2.1, io=1,1, ColSpX=0
 Technical information: <http://www.ps.bam.de>

BAM registration: 20081001-Fe65/10L/L65e00NP.PDF/ .PS
 application for evaluation and measurement of printer or monitor systems
 BAM material: code=rhadata

Input and output: Colorimetric Printer Reflective System FRS12_95a, L*=20_95 for relative CIELAB hue $h^* = lab^*h^* = h_{ab}^*/360 = 0.164$

data for any colour:

lab^*tch^* and lab^*icu^*

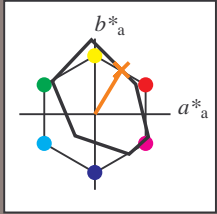
Hue texts:

$u^*_e = r50j$ $u^*_d = o40y$

contrast reduction factor:

$c_R = 0.9$

triangle lightness t^*



FRS12_95a; adapted (a) CIELAB data

	u^*_e	$L^*=L^*_a$	a^*_a	b^*_a	$C^*_{ab,a}$	$h^*_{ab,a}$
O _{Ma}	43.8	53.91	39.75	66.98	36	
Y _{Ma}	87.58	-4.65	98.29	98.4	93	
L _{Ma}	51.95	-56.34	43.53	71.2	142	
C _{Ma}	59.62	-26.2	-28.62	38.8	228	
V _{Ma}	25.01	45.2	-52.8	69.51	311	
M _{Ma}	45.88	70.67	-29.93	76.75	337	
N _{Ma}	20.0	0.0	0.0	0.0	0	
W _{Ma}	95.0	0.0	0.0	0.0	0	
R _{Ma}	39.92	58.74	27.99	65.07	25	
J _{Ma}	81.26	-2.89	71.56	71.62	92	
G _{Ma}	52.23	-42.42	13.6	44.55	162	
B _{Ma}	30.57	1.41	-46.47	46.49	272	

Data for maximum colour (Ma):

$LAB^*LAB^*_{Ma}$: 58 35 58

$LAB^*LCH^*_{Ma}$: 58 68 58

$lab^*rgb^*_{Ma}$: 1.0 0.5 0.0

$lab^*olv^*_{Ma}$: 1.0 0.4 0.0

triangle lightness t^*

%Gamut

$u^*_{rel} = 88$

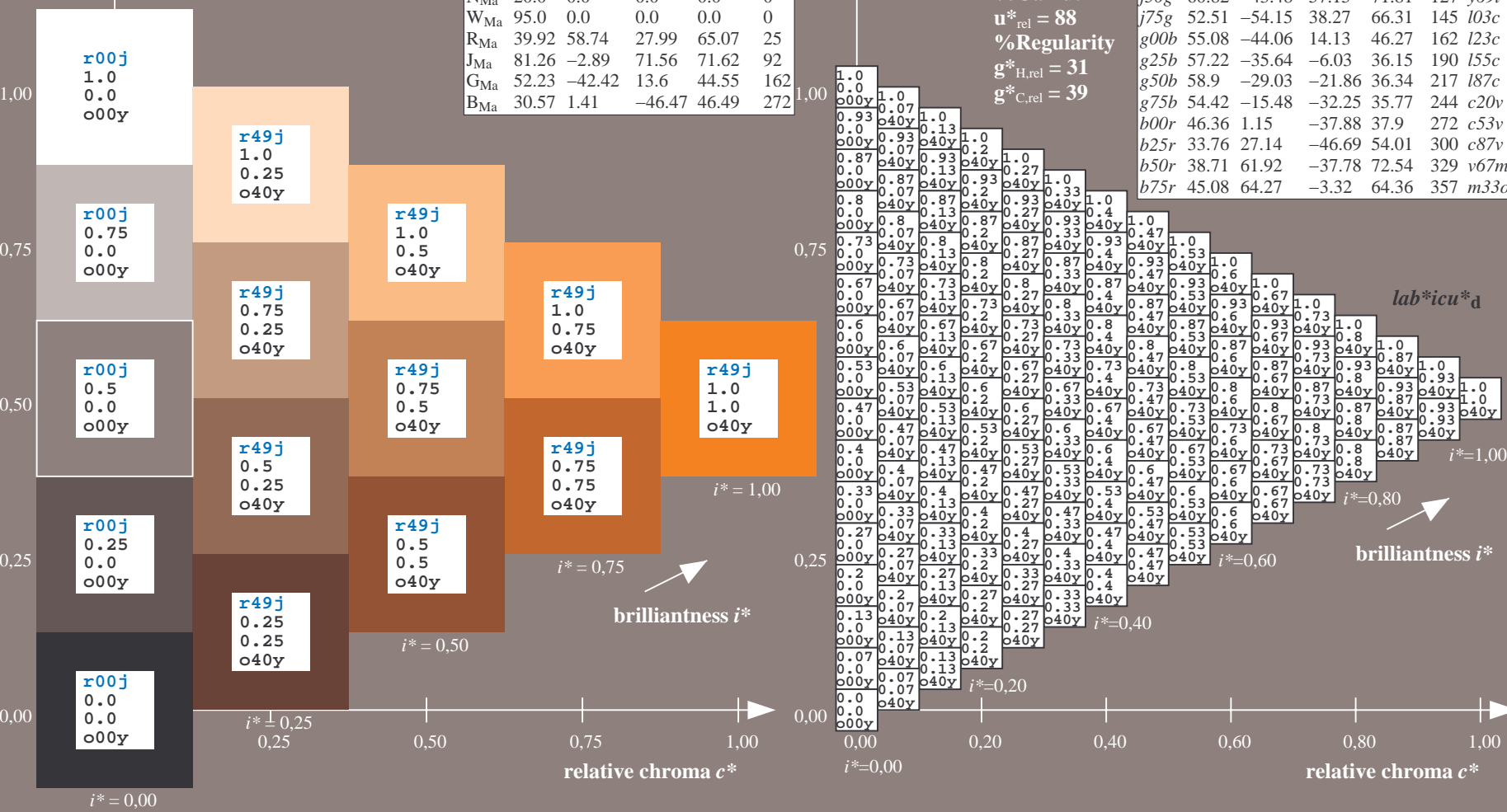
%Regularity

$g^*_{H,rel} = 31$

$g^*_{C,rel} = 39$

FRS12_95a; adapted (a) CIELAB data

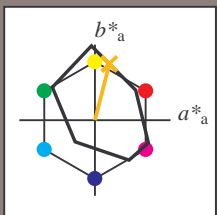
	u^*_e	$L^*=L^*_a$	a^*_a	b^*_a	$C^*_{ab,a}$	$h^*_{ab,a}$	u^*_d
r00j	44.18	56.95	27.14	63.08	25	m81o	
r25j	47.38	49.13	44.53	66.31	42	o10y	
r50j	57.76	35.24	58.41	68.22	59	o40y	
r75j	69.81	19.13	74.52	76.94	76	o69y	
j00g	87.06	-3.94	97.58	97.66	92	o98y	
j25g	72.25	-26.89	74.73	79.42	110	y34l	
j50g	60.82	-43.48	57.15	71.81	127	y69l	
j75g	52.51	-54.15	38.27	66.31	145	l03c	
g00b	55.08	-44.06	14.13	46.27	162	l23c	
g25b	57.22	-35.64	-6.03	36.15	190	l55c	
g50b	58.9	-29.03	-21.86	36.34	217	l87c	
g75b	54.42	-15.48	-32.25	35.77	244	c20c	
b00r	46.36	1.15	-37.88	37.9	272	c53v	
b25r	33.76	27.14	-46.69	54.01	300	c87v	
b50r	38.71	61.92	-37.78	72.54	329	v67m	
b75r	45.08	64.27	-3.32	64.36	357	m33o	



Input and output: Colorimetric Printer Reflective System FRS12_95a, L*=20_95 for relative CIELAB hue $h^* = lab^*h^* = h_{ab}^*/360 = 0.21$
 data for any colour:
 lab^*tch^* and lab^*icu^*

Hue texts:

$u^*_e = r75j$ $u^*_d = o69y$
 contrast reduction factor:
 $c_R = 0.9$
 triangle lightness t^*



FRS12_95a; adapted (a) CIELAB data

	u^*_e	$L^*=L^*_a$	a^*_a	b^*_a	$C^*_{ab,a}$	$h^*_{ab,a}$
O _{Ma}	43.8	53.91	39.75	66.98	36	
Y _{Ma}	87.58	-4.65	98.29	98.4	93	
L _{Ma}	51.95	-56.34	43.53	71.2	142	
C _{Ma}	59.62	-26.2	-28.62	38.8	228	
V _{Ma}	25.01	45.2	-52.8	69.51	311	
M _{Ma}	45.88	70.67	-29.93	76.75	337	
N _{Ma}	20.0	0.0	0.0	0.0	0	
W _{Ma}	95.0	0.0	0.0	0.0	0	
R _{Ma}	39.92	58.74	27.99	65.07	25	
J _{Ma}	81.26	-2.89	71.56	71.62	92	
G _{Ma}	52.23	-42.42	13.6	44.55	162	
B _{Ma}	30.57	1.41	-46.47	46.49	272	

Data for maximum colour (Ma):

$LAB^*LAB^*_{Ma}$: 70 19 75

$LAB^*LCH^*_{Ma}$: 70 77 75

$lab^*rgb^*_{Ma}$: 1.0 0.75 0.0

$lab^*olv^*_{Ma}$: 1.0 0.7 0.0

triangle lightness t^*

%Gamut

$u^*_{rel} = 88$

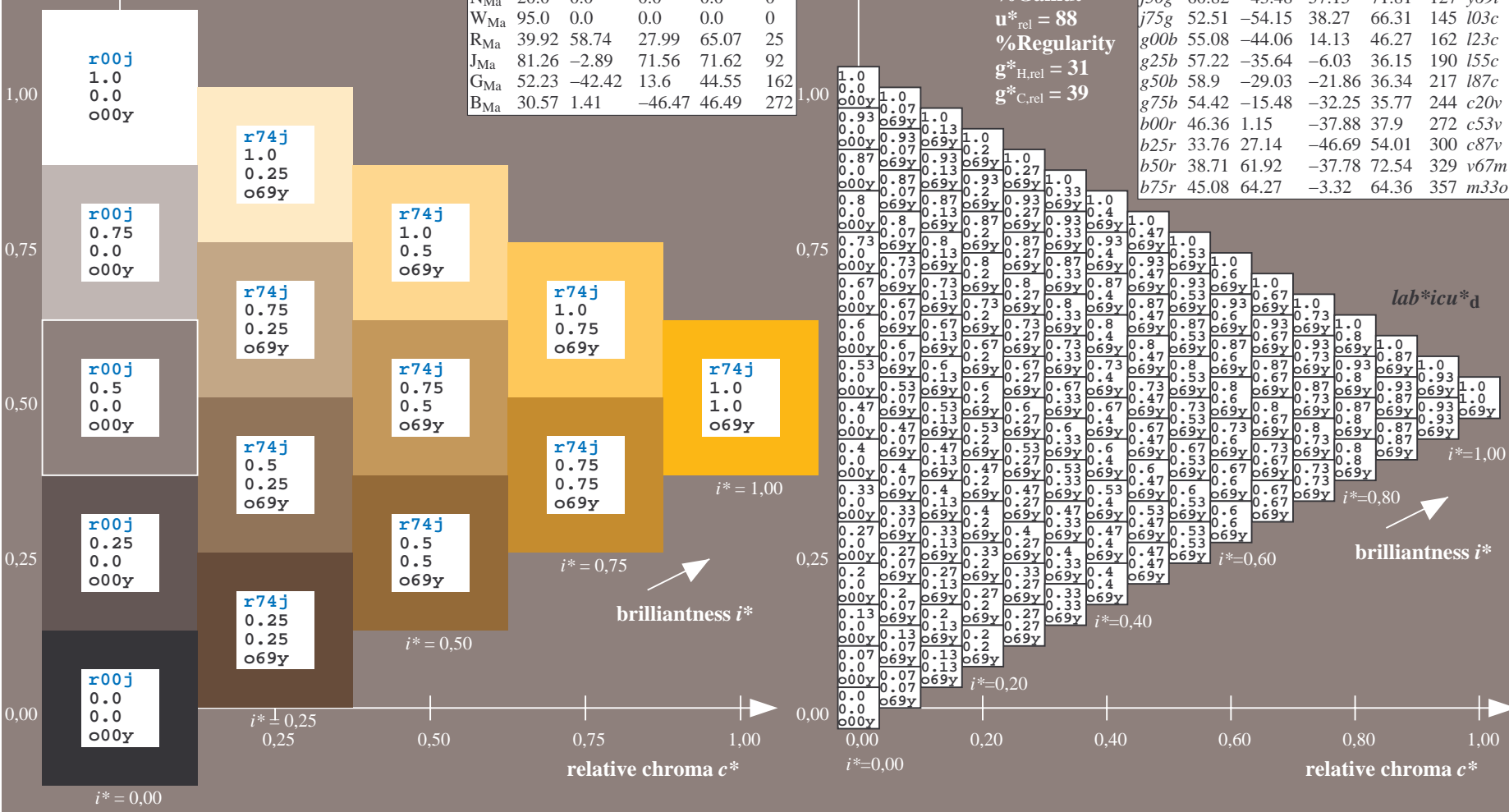
%Regularity

$g^*_{H,rel} = 31$

$g^*_{C,rel} = 39$

FRS12_95a; adapted (a) CIELAB data

	u^*_e	$L^*=L^*_a$	a^*_a	b^*_a	$C^*_{ab,a}$	$h^*_{ab,a}$	u^*_d
r00j	44.18	56.95	27.14	63.08	25	m81o	
r25j	47.38	49.13	44.53	66.31	42	o10y	
r50j	57.76	35.24	58.41	68.22	59	o40y	
r75j	69.81	19.13	74.52	76.94	76	o69y	
j00g	87.06	-3.94	97.58	97.66	92	o98y	
j25g	72.25	-26.89	74.73	79.42	110	y34l	
j50g	60.82	-43.48	57.15	71.81	127	y69l	
j75g	52.51	-54.15	38.27	66.31	145	l03c	
g00b	55.08	-44.06	14.13	46.27	162	l23c	
g25b	57.22	-35.64	-6.03	36.15	190	l55c	
g50b	58.9	-29.03	-21.86	36.34	217	l87c	
g75b	54.42	-15.48	-32.25	35.77	244	c20v	
b00r	46.36	1.15	-37.88	37.9	272	c53v	
b25r	33.76	27.14	-46.69	54.01	300	c87v	
b50r	38.71	61.92	-37.78	72.54	329	v67m	
b75r	45.08	64.27	-3.32	64.36	357	m33o	



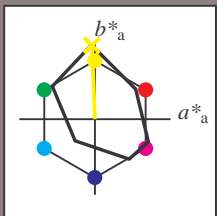
See for similar files: <http://www.ps.bam.de/Fe65/>; www.ps.bam.de/Version 2.1, io=1,1, ColSpx=0

Technical information: <http://www.ps.bam.de>

BAM registration: 20081001-Fe65/10L/L65e00NP.PDF/ .PS BAM material: code=rhadata
 application for evaluation and measurement of printer or monitor systems

Input and output: Colorimetric Printer Reflective System FRS12_95a, L*=20_95 for relative CIELAB hue $h^* = lab^*h^* = h_{ab}/360 = 0.256$
 data for any colour:

lab^*tch^* and lab^*icu^*
 Hue texts:
 $u^*_e = j00g$ $u^*_d = o98y$
 contrast reduction factor:
 $c_R = 0.9$
 triangle lightness t^*



FRS12_95a; adapted (a) CIELAB data						
	u^*_e	$L^*=L^*_a$	a^*_a	b^*_a	$C^*_{ab,a}$	$h^*_{ab,a}$
O _{Ma}	43.8	53.91	39.75	66.98	36	
Y _{Ma}	87.58	-4.65	98.29	98.4	93	
L _{Ma}	51.95	-56.34	43.53	71.2	142	
C _{Ma}	59.62	-26.2	-28.62	38.8	228	
V _{Ma}	25.01	45.2	-52.8	69.51	311	
M _{Ma}	45.88	70.67	-29.93	76.75	337	
N _{Ma}	20.0	0.0	0.0	0.0	0	
W _{Ma}	95.0	0.0	0.0	0.0	0	
R _{Ma}	39.92	58.74	27.99	65.07	25	
J _{Ma}	81.26	-2.89	71.56	71.62	92	
G _{Ma}	52.23	-42.42	13.6	44.55	162	
B _{Ma}	30.57	1.41	-46.47	46.49	272	

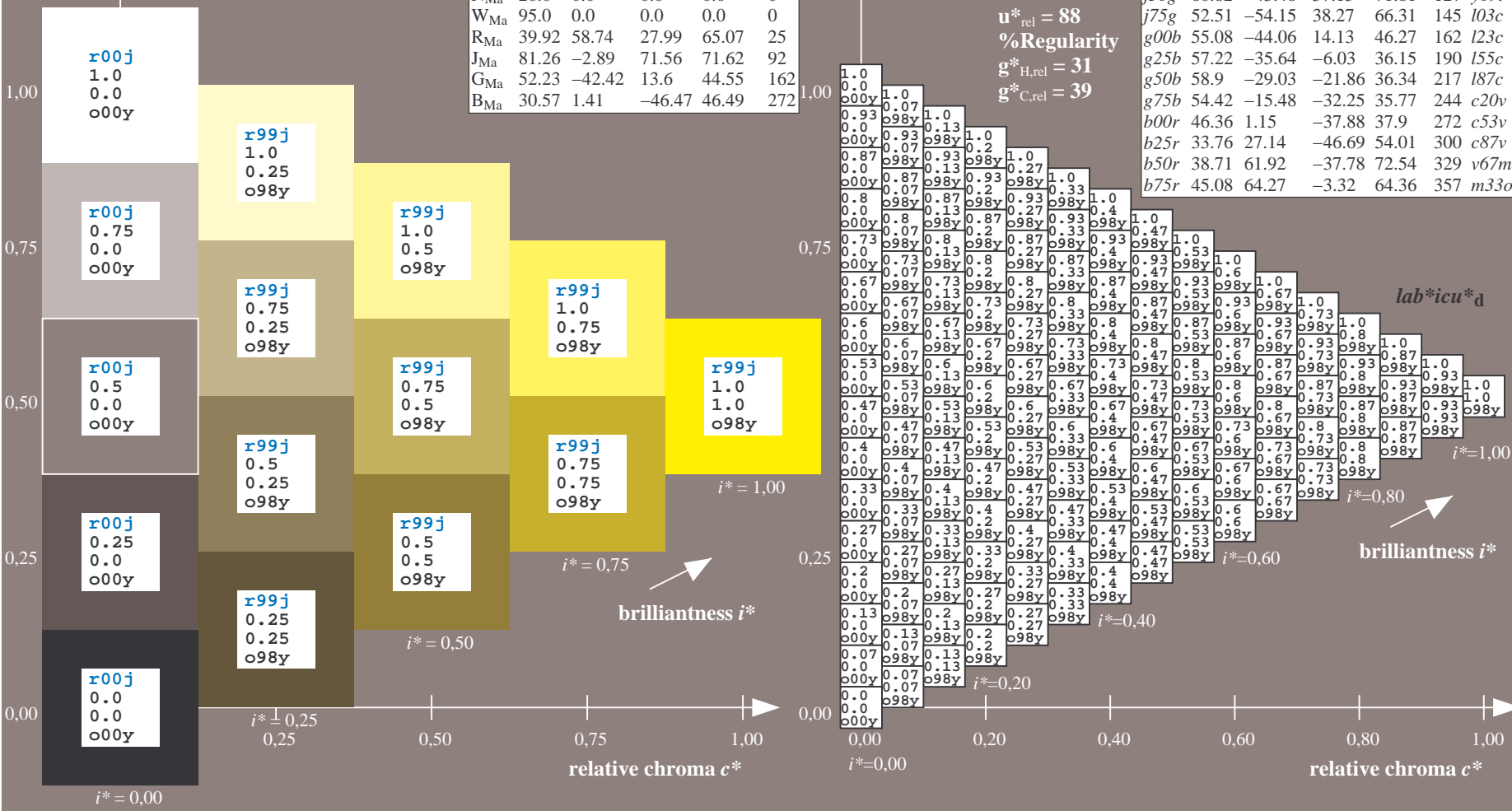
Data for maximum colour (Ma):

$LAB^*LAB^*_{Ma}$: 87 -4 98
 $LAB^*LCH^*_{Ma}$: 87 98 92
 $lab^*rgb^*_{Ma}$: 1.0 1.0 0.0
 $lab^*olv^*_{Ma}$: 1.0 0.99 0.0

triangle lightness t^*

%Gamut
 $u^*_{rel} = 88$
 %Regularity
 $g^*_{H,rel} = 31$
 $g^*_{C,rel} = 39$

FRS12_95a; adapted (a) CIELAB data							
	u^*_e	$L^*=L^*_a$	a^*_a	b^*_a	$C^*_{ab,a}$	$h^*_{ab,a}$	u^*_d
r00j	44.18	56.95	27.14	63.08	25	m81o	
r25j	47.38	49.13	44.53	66.31	42	o10y	
r50j	57.76	35.24	58.41	68.22	59	o40y	
r75j	69.81	19.13	74.52	76.94	76	o69y	
j00g	87.06	-3.94	97.58	97.66	92	o98y	
j25g	72.25	-26.89	74.73	79.42	110	y34l	
j50g	60.82	-43.48	57.15	71.81	127	y69l	
j75g	52.51	-54.15	38.27	66.31	145	l03c	
g00b	55.08	-44.06	14.13	46.27	162	l23c	
g25b	57.22	-35.64	-6.03	36.15	190	l55c	
g50b	58.9	-29.03	-21.86	36.34	217	l87c	
g75b	54.42	-15.48	-32.25	35.77	244	c20v	
b00r	46.36	1.15	-37.88	37.9	272	c53v	
b25r	33.76	27.14	-46.69	54.01	300	c87v	
b50r	38.71	61.92	-37.78	72.54	329	v67m	
b75r	45.08	64.27	-3.32	64.36	357	m33o	

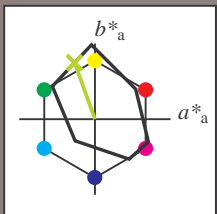


See for similar files: <http://www.ps.bam.de/Fe65/>; www.ps.bam.de Version 2.1, io=1,1, ColSpx=0

BAM registration: 20081001-Fe65/10L/L65e00NP.PDF/ .PS BAM material: code=rhadata
 application for evaluation and measurement of printer or monitor systems

Input and output: Colorimetric Printer Reflective System FRS12_95a, L*=20_95 for relative CIELAB hue $h^* = lab^*h^* = h_{ab}^*/360 = 0.305$
 data for any colour:

lab^*tch^* and lab^*icu^*
 Hue texts:
 $u^*_e = j25g$ $u^*_d = y34l$
 contrast reduction factor:
 $c_R = 0.9$
 triangle lightness t^*



FRS12_95a; adapted (a) CIELAB data						
	u^*_e	$L^*=L^*_a$	a^*_a	b^*_a	$C^*_{ab,a}$	$h^*_{ab,a}$
O _{Ma}	43.8	53.91	39.75	66.98	36	
Y _{Ma}	87.58	-4.65	98.29	98.4	93	
L _{Ma}	51.95	-56.34	43.53	71.2	142	
C _{Ma}	59.62	-26.2	-28.62	38.8	228	
V _{Ma}	25.01	45.2	-52.8	69.51	311	
M _{Ma}	45.88	70.67	-29.93	76.75	337	
N _{Ma}	20.0	0.0	0.0	0.0	0	
W _{Ma}	95.0	0.0	0.0	0.0	0	
R _{Ma}	39.92	58.74	27.99	65.07	25	
J _{Ma}	81.26	-2.89	71.56	71.62	92	
G _{Ma}	52.23	-42.42	13.6	44.55	162	
B _{Ma}	30.57	1.41	-46.47	46.49	272	

Data for maximum colour (Ma):

$LAB^*LAB^*_{Ma}$: 72 -27 75

$LAB^*LCH^*_{Ma}$: 72 79 109

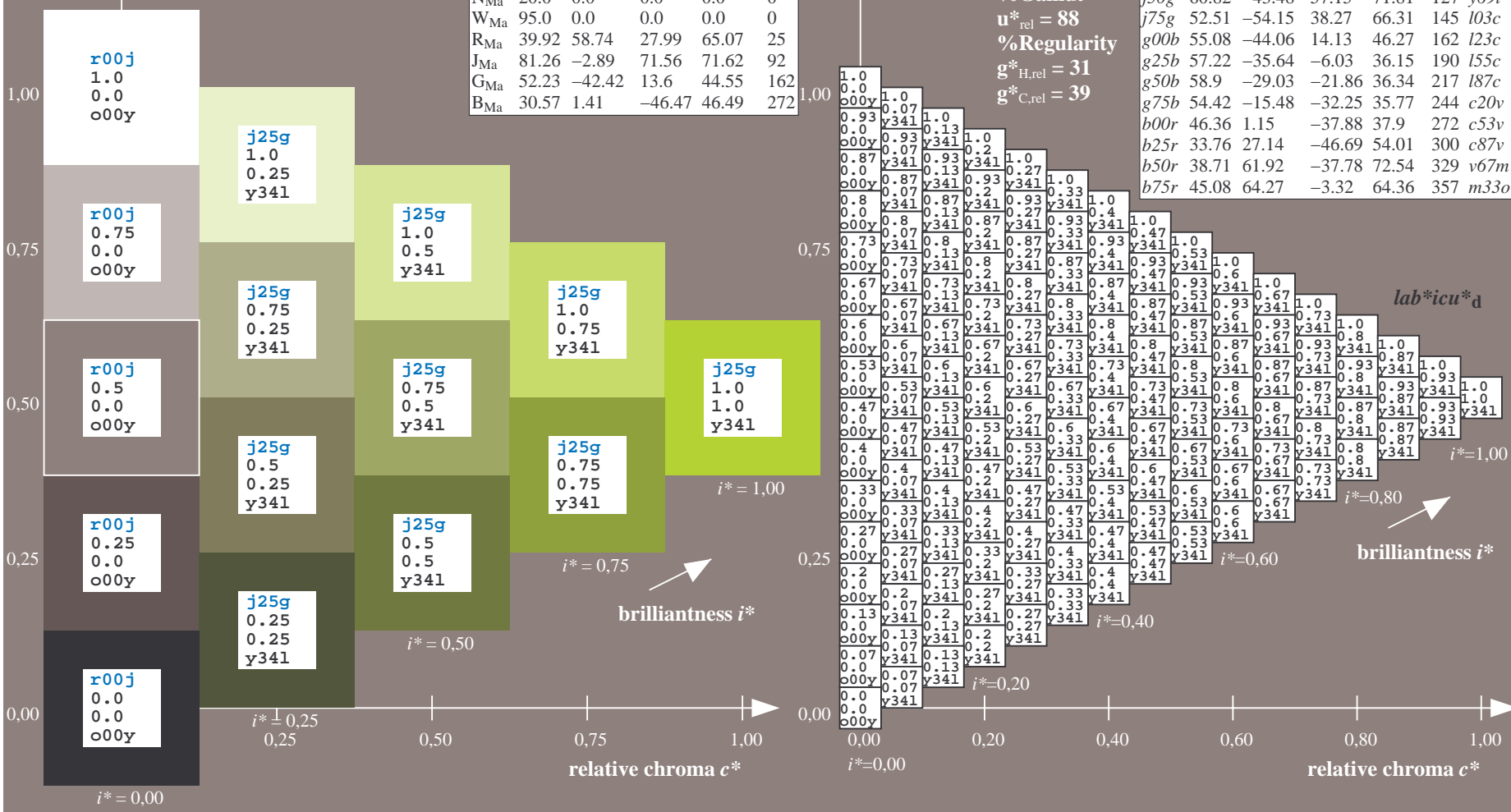
$lab^*rgb^*_{Ma}$: 0.75 1.0 0.0

$lab^*olv^*_{Ma}$: 0.66 1.0 0.0

triangle lightness t^*

%Gamut
 $u^*_{rel} = 88$
 %Regularity
 $g^*_{H,rel} = 31$
 $g^*_{C,rel} = 39$

FRS12_95a; adapted (a) CIELAB data							
	u^*_e	$L^*=L^*_a$	a^*_a	b^*_a	$C^*_{ab,a}$	$h^*_{ab,a}$	u^*_d
r00j	44.18	56.95	27.14	63.08	25	m81o	
r25j	47.38	49.13	44.53	66.31	42	o10y	
r50j	57.76	35.24	58.41	68.22	59	o40y	
r75j	69.81	19.13	74.52	76.94	76	o69y	
j00g	87.06	-3.94	97.58	97.66	92	o98y	
j25g	72.25	-26.89	74.73	79.42	110	y34l	
j50g	60.82	-43.48	57.15	71.81	127	y69l	
j75g	52.51	-54.15	38.27	66.31	145	l03c	
g00b	55.08	-44.06	14.13	46.27	162	l23c	
g25b	57.22	-35.64	-6.03	36.15	190	l55c	
g50b	58.9	-29.03	-21.86	36.34	217	l87c	
g75b	54.42	-15.48	-32.25	35.77	244	c20v	
b00r	46.36	1.15	-37.88	37.9	272	c53v	
b25r	33.76	27.14	-46.69	54.01	300	c87v	
b50r	38.71	61.92	-37.78	72.54	329	v67m	
b75r	45.08	64.27	-3.32	64.36	357	m33o	



See for similar files: <http://www.ps.bam.de/Fe65/>; www.ps.bam.de/Version 2.1, io=1,1, ColSpX=0
 Technical information: <http://www.ps.bam.de>

BAM registration: 20081001-Fe65/10L/L65e00NP.PDF/ .PS
 application for evaluation and measurement of printer or monitor systems
 BAM material: code=rh4ta

Input and output: Colorimetric Printer Reflective System FRS12_95a, L*=20_95 for relative CIELAB hue $h^* = lab^*h^* = h_{ab}^*/360 = 0.354$

data for any colour:

lab^*tch^* and lab^*icu^*

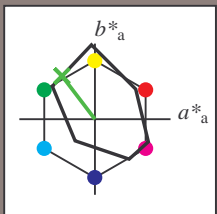
Hue texts:

$u^*_e = j50g$ $u^*_d = y69l$

contrast reduction factor:

$c_R = 0.9$

triangle lightness t^*



FRS12_95a; adapted (a) CIELAB data

	u^*_e	$L^*=L^*_a$	a^*_a	b^*_a	$C^*_{ab,a}$	$h^*_{ab,a}$
O _{Ma}	43.8	53.91	39.75	66.98	36	
Y _{Ma}	87.58	-4.65	98.29	98.4	93	
L _{Ma}	51.95	-56.34	43.53	71.2	142	
C _{Ma}	59.62	-26.2	-28.62	38.8	228	
V _{Ma}	25.01	45.2	-52.8	69.51	311	
M _{Ma}	45.88	70.67	-29.93	76.75	337	
N _{Ma}	20.0	0.0	0.0	0.0	0	
W _{Ma}	95.0	0.0	0.0	0.0	0	
R _{Ma}	39.92	58.74	27.99	65.07	25	
J _{Ma}	81.26	-2.89	71.56	71.62	92	
G _{Ma}	52.23	-42.42	13.6	44.55	162	
B _{Ma}	30.57	1.41	-46.47	46.49	272	

Data for maximum colour (Ma):

$LAB^*LAB^*_{Ma}$: 61 -43 57

$LAB^*LCH^*_{Ma}$: 61 72 127

$lab^*rgb^*_{Ma}$: 0.5 1.0 0.0

$lab^*olv^*_{Ma}$: 0.3 1.0 0.0

triangle lightness t^*

%Gamut

$u^*_{rel} = 88$

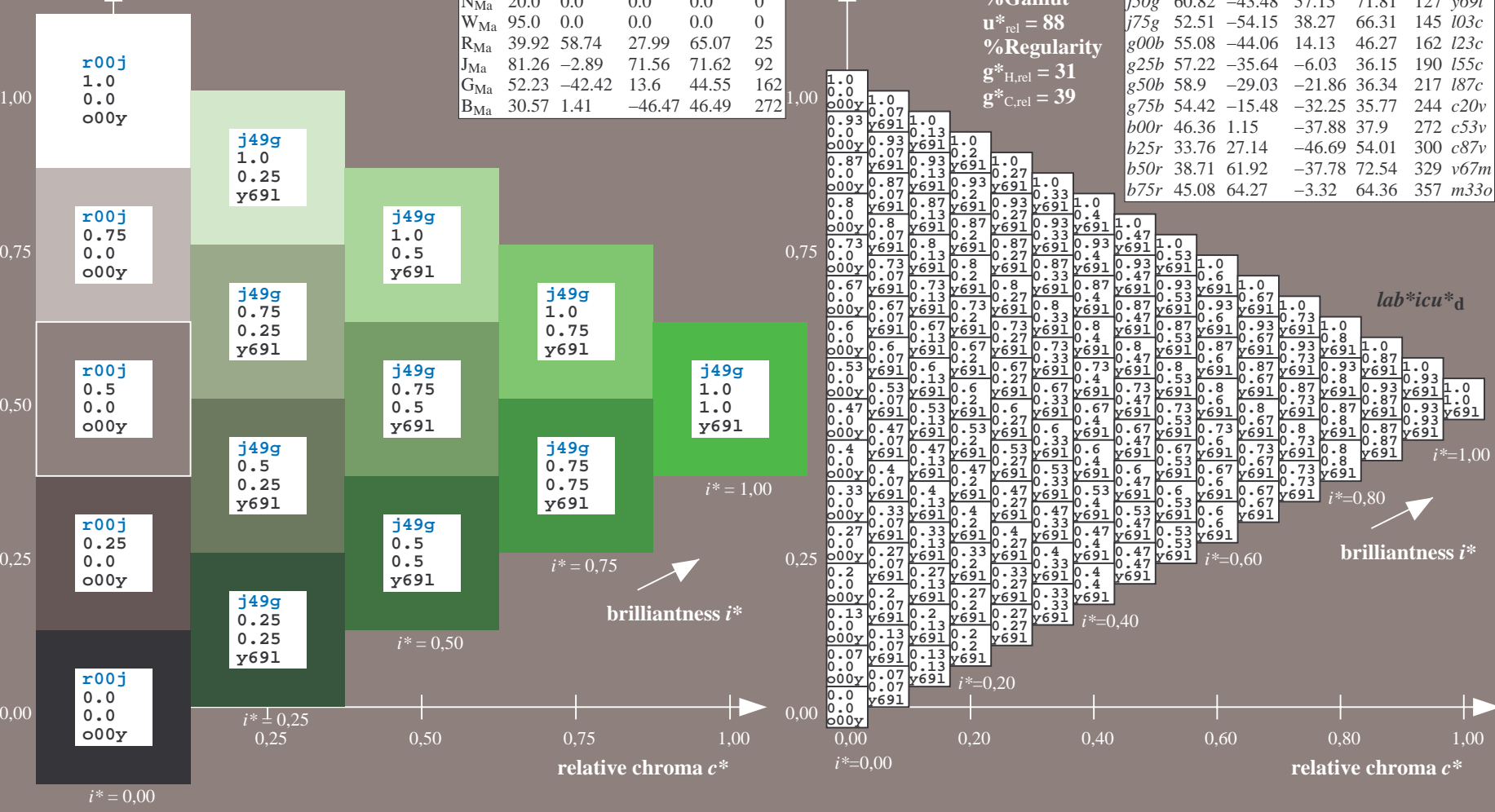
%Regularity

$g^*_{H,rel} = 31$

$g^*_{C,rel} = 39$

FRS12_95a; adapted (a) CIELAB data

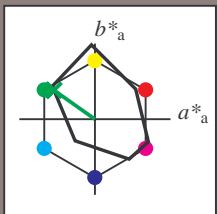
	u^*_e	$L^*=L^*_a$	a^*_a	b^*_a	$C^*_{ab,a}$	$h^*_{ab,a}$	u^*_d
r00j	44.18	56.95	27.14	63.08	25	m81o	
r25j	47.38	49.13	44.53	66.31	42	o10y	
r50j	57.76	35.24	58.41	68.22	59	o40y	
r75j	69.81	19.13	74.52	76.94	76	o69y	
j00g	87.06	-3.94	97.58	97.66	92	o98y	
j25g	72.25	-26.89	74.73	79.42	110	y34l	
j50g	60.82	-43.48	57.15	71.81	127	y69l	
j75g	52.51	-54.15	38.27	66.31	145	l03c	
g00b	55.08	-44.06	14.13	46.27	162	l23c	
g25b	57.22	-35.64	-6.03	36.15	190	l55c	
g50b	58.9	-29.03	-21.86	36.34	217	l87c	
g75b	54.42	-15.48	-32.25	35.77	244	c20v	
b00r	46.36	1.15	-37.88	37.9	272	c53v	
b25r	33.76	27.14	-46.69	54.01	300	c87v	
b50r	38.71	61.92	-37.78	72.54	329	v67m	
b75r	45.08	64.27	-3.32	64.36	357	m33o	



BAM registration: 20081001-Fe65/10L/L65e00NP.PDF/ .PS
application for evaluation and measurement of printer or monitor systems
BAM material: code=rhadata

Input and output: Colorimetric Printer Reflective System FRS12_95a, L*=20_95 for relative CIELAB hue $h^* = lab^*h^* = h_{ab}^*/360 = 0.402$
 data for any colour:

lab^*tch^* and lab^*icu^*
 Hue texts:
 $u^*_e = j75g$ $u^*_d = i03c$
 contrast reduction factor:
 $c_R = 0.9$
 triangle lightness t^*



FRS12_95a; adapted (a) CIELAB data						
	u^*_e	$L^*=L^*_a$	a^*_a	b^*_a	$C^*_{ab,a}$	$h^*_{ab,a}$
O _{Ma}	43.8	53.91	39.75	66.98	36	
Y _{Ma}	87.58	-4.65	98.29	98.4	93	
L _{Ma}	51.95	-56.34	43.53	71.2	142	
C _{Ma}	59.62	-26.2	-28.62	38.8	228	
V _{Ma}	25.01	45.2	-52.8	69.51	311	
M _{Ma}	45.88	70.67	-29.93	76.75	337	
N _{Ma}	20.0	0.0	0.0	0.0	0	
W _{Ma}	95.0	0.0	0.0	0.0	0	
R _{Ma}	39.92	58.74	27.99	65.07	25	
J _{Ma}	81.26	-2.89	71.56	71.62	92	
G _{Ma}	52.23	-42.42	13.6	44.55	162	
B _{Ma}	30.57	1.41	-46.47	46.49	272	

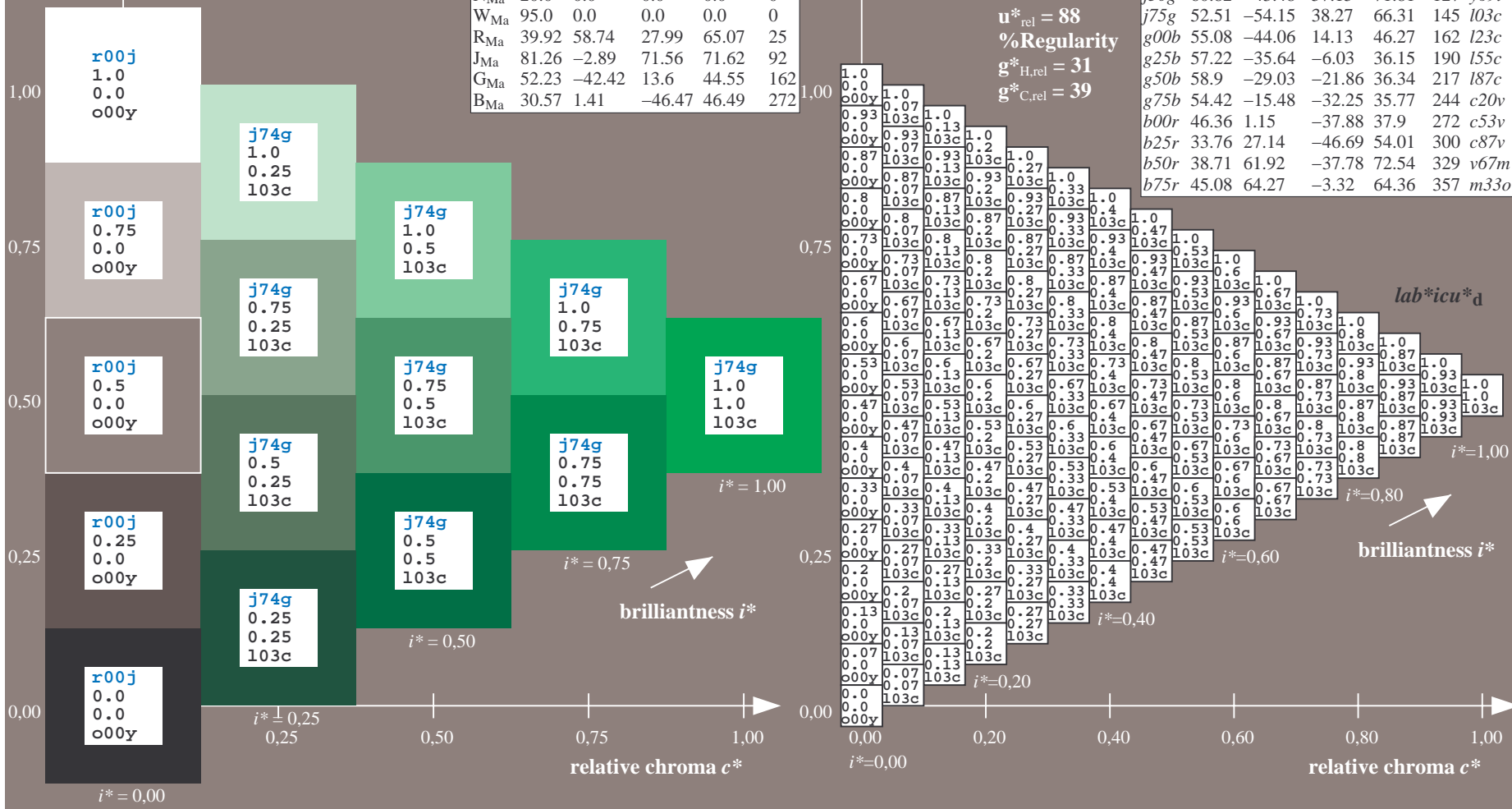
Data for maximum colour (Ma):

$LAB^*LAB^*_{Ma}$: 53 -54 38
 $LAB^*LCH^*_{Ma}$: 53 66 144
 $lab^*rgb^*_{Ma}$: 0.25 1.0 0.0
 $lab^*olv^*_{Ma}$: 0.0 1.0 0.03

FRS12_95a; adapted (a) CIELAB data							
	u^*_e	$L^*=L^*_a$	a^*_a	b^*_a	$C^*_{ab,a}$	$h^*_{ab,a}$	u^*_d
r00j	44.18	56.95	27.14	63.08	25	m81o	
r25j	47.38	49.13	44.53	66.31	42	o10y	
r50j	57.76	35.24	58.41	68.22	59	o40y	
r75j	69.81	19.13	74.52	76.94	76	o69y	
j00g	87.06	-3.94	97.58	97.66	92	o98y	
j25g	72.25	-26.89	74.73	79.42	110	y34l	
j50g	60.82	-43.48	57.15	71.81	127	y69l	
j75g	52.51	-54.15	38.27	66.31	145	i03c	
g00b	55.08	-44.06	14.13	46.27	162	i23c	
g25b	57.22	-35.64	-6.03	36.15	190	i55c	
g50b	58.9	-29.03	-21.86	36.34	217	i87c	
g75b	54.42	-15.48	-32.25	35.77	244	c20v	
b00r	46.36	1.15	-37.88	37.9	272	c53v	
b25r	33.76	27.14	-46.69	54.01	300	c87v	
b50r	38.71	61.92	-37.78	72.54	329	v67m	
b75r	45.08	64.27	-3.32	64.36	357	m33o	

triangle lightness t^*

%Gamut
 $u^*_{rel} = 88$
 %Regularity
 $g^*_{H,rel} = 31$
 $g^*_{C,rel} = 39$



Input and output: Colorimetric Printer Reflective System FRS12_95a, L*=20_95 for relative CIELAB hue $h^* = lab^*h^* = h_{ab}^*/360 = 0.451$

data for any colour:

lab^*tch^* and lab^*icu^*

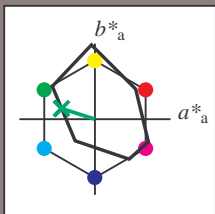
Hue texts:

$u^*_e = g00b$ $u^*_d = l23c$

contrast reduction factor:

$c_R = 0.9$

triangle lightness t^*



FRS12_95a; adapted (a) CIELAB data

	u^*_e	$L^*=L^*_a$	a^*_a	b^*_a	$C^*_{ab,a}$	$h^*_{ab,a}$
O _{Ma}	43.8	53.91	39.75	66.98	36	
Y _{Ma}	87.58	-4.65	98.29	98.4	93	
L _{Ma}	51.95	-56.34	43.53	71.2	142	
C _{Ma}	59.62	-26.2	-28.62	38.8	228	
V _{Ma}	25.01	45.2	-52.8	69.51	311	
M _{Ma}	45.88	70.67	-29.93	76.75	337	
N _{Ma}	20.0	0.0	0.0	0.0	0	
W _{Ma}	95.0	0.0	0.0	0.0	0	
R _{Ma}	39.92	58.74	27.99	65.07	25	
J _{Ma}	81.26	-2.89	71.56	71.62	92	
G _{Ma}	52.23	-42.42	13.6	44.55	162	
B _{Ma}	30.57	1.41	-46.47	46.49	272	

Data for maximum colour (Ma):

$LAB^*LAB^*_{Ma}: 55 -44 14$

$LAB^*LCH^*_{Ma}: 55 46 162$

$lab^*rgb^*_{Ma}: 0.0 1.0 0.0$

$lab^*olv^*_{Ma}: 0.0 1.0 0.23$

triangle lightness t^*

%Gamut

$u^*_{rel} = 88$

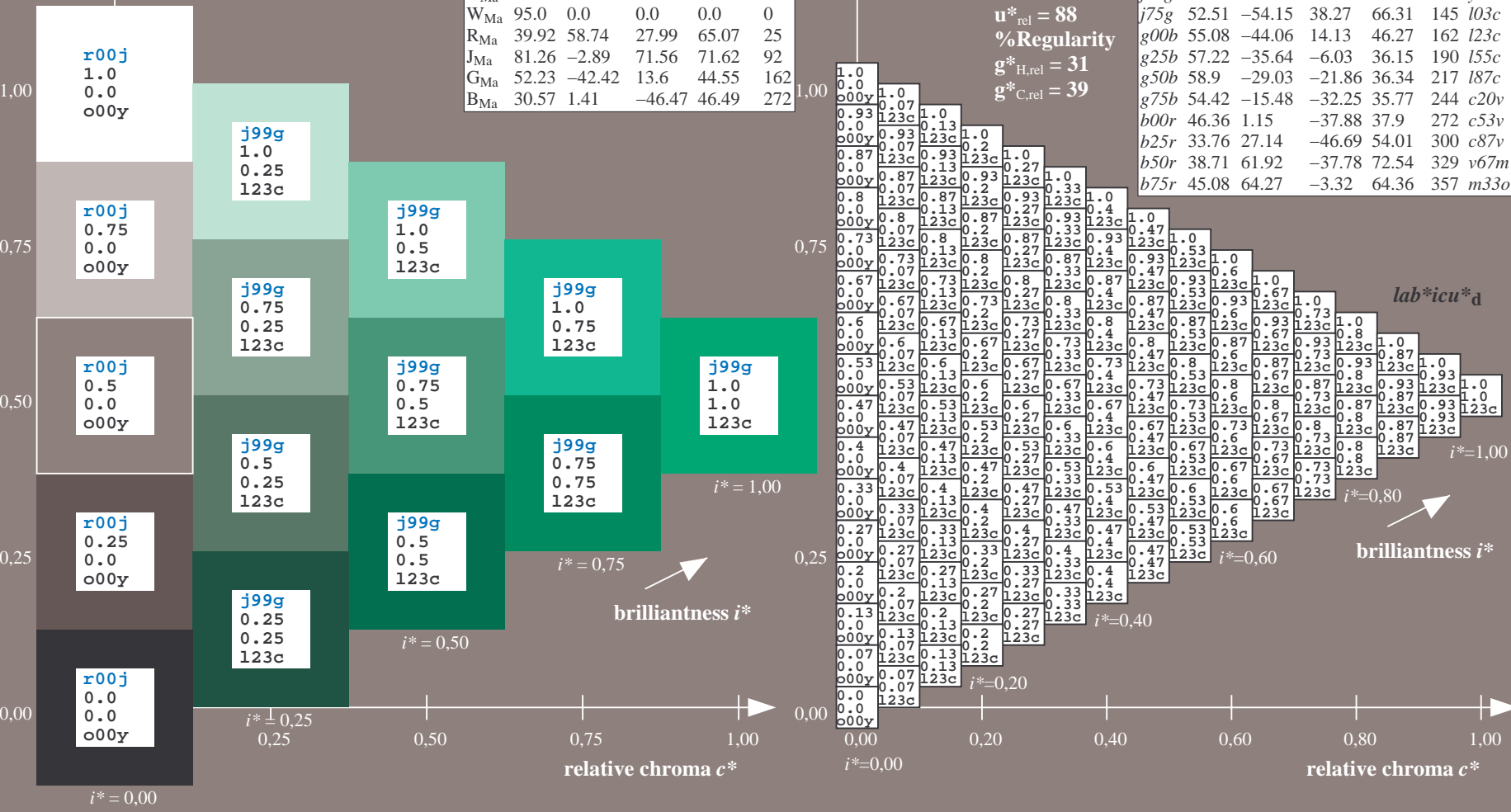
%Regularity

$g^*_{H,rel} = 31$

$g^*_{C,rel} = 39$

FRS12_95a; adapted (a) CIELAB data

	u^*_e	$L^*=L^*_a$	a^*_a	b^*_a	$C^*_{ab,a}$	$h^*_{ab,a}$	u^*_d
r00j	44.18	56.95	27.14	63.08	25	m81o	
r25j	47.38	49.13	44.53	66.31	42	o10y	
r50j	57.76	35.24	58.41	68.22	59	o40y	
r75j	69.81	19.13	74.52	76.94	76	o69y	
j00g	87.06	-3.94	97.58	97.66	92	o98y	
j25g	72.25	-26.89	74.73	79.42	110	y34l	
j50g	60.82	-43.48	57.15	71.81	127	y69l	
j75g	52.51	-54.15	38.27	66.31	145	l03c	
g00b	55.08	-44.06	14.13	46.27	162	l23c	
g25b	57.22	-35.64	-6.03	36.15	190	l55c	
g50b	58.9	-29.03	-21.86	36.34	217	l87c	
g75b	54.42	-15.48	-32.25	35.77	244	c20v	
b00r	46.36	1.15	-37.88	37.9	272	c53v	
b25r	33.76	27.14	-46.69	54.01	300	c87v	
b50r	38.71	61.92	-37.78	72.54	329	v67m	
b75r	45.08	64.27	-3.32	64.36	357	m33o	



Input and output: Colorimetric Printer Reflective System FRS12_95a, L*=20_95 for relative CIELAB hue $h^* = lab^*h^* = h_{ab}^*/360 = 0.527$

data for any colour:

lab^*tch^* and lab^*icu^*

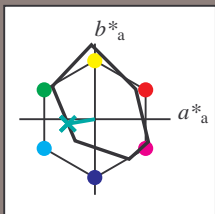
Hue texts:

$u^*_e = g25b$ $u^*_d = 155c$

contrast reduction factor:

$c_R = 0.9$

triangle lightness t^*



FRS12_95a; adapted (a) CIELAB data

	u^*_e	$L^*=L^*_a$	a^*_a	b^*_a	$C^*_{ab,a}$	$h^*_{ab,a}$
O _{Ma}	43.8	53.91	39.75	66.98	36	
Y _{Ma}	87.58	-4.65	98.29	98.4	93	
L _{Ma}	51.95	-56.34	43.53	71.2	142	
C _{Ma}	59.62	-26.2	-28.62	38.8	228	
V _{Ma}	25.01	45.2	-52.8	69.51	311	
M _{Ma}	45.88	70.67	-29.93	76.75	337	
N _{Ma}	20.0	0.0	0.0	0.0	0	
W _{Ma}	95.0	0.0	0.0	0.0	0	
R _{Ma}	39.92	58.74	27.99	65.07	25	
J _{Ma}	81.26	-2.89	71.56	71.62	92	
G _{Ma}	52.23	-42.42	13.6	44.55	162	
B _{Ma}	30.57	1.41	-46.47	46.49	272	

Data for maximum colour (Ma):

$LAB^*LAB^*_{Ma}: 57 -36 -6$

$LAB^*LCH^*_{Ma}: 57 36 189$

$lab^*rgb^*_{Ma}: 0.0 1.0 0.5$

$lab^*olv^*_{Ma}: 0.0 1.0 0.55$

triangle lightness t^*

%Gamut

$u^*_{rel} = 88$

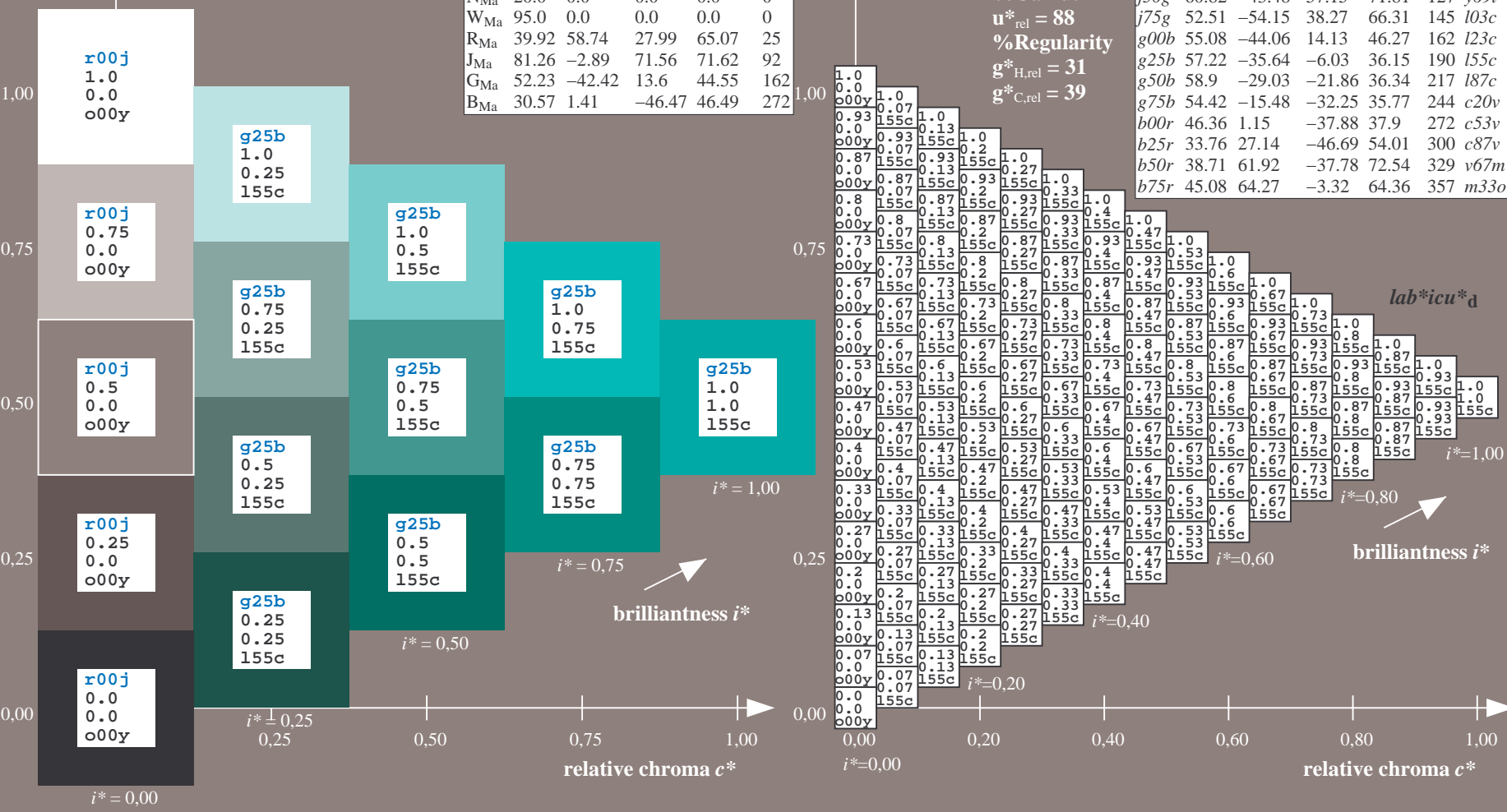
%Regularity

$g^*_{H,rel} = 31$

$g^*_{C,rel} = 39$

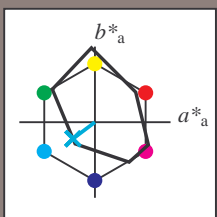
FRS12_95a; adapted (a) CIELAB data

	u^*_e	$L^*=L^*_a$	a^*_a	b^*_a	$C^*_{ab,a}$	$h^*_{ab,a}$	u^*_d
r00j	44.18	56.95	27.14	63.08	25	m81o	
r25j	47.38	49.13	44.53	66.31	42	o10y	
r50j	57.76	35.24	58.41	68.22	59	o40y	
r75j	69.81	19.13	74.52	76.94	76	o69y	
j00g	87.06	-3.94	97.58	97.66	92	o98y	
j25g	72.25	-26.89	74.73	79.42	110	y34l	
j50g	60.82	-43.48	57.15	71.81	127	y69l	
j75g	52.51	-54.15	38.27	66.31	145	l03c	
g00b	55.08	-44.06	14.13	46.27	162	l23c	
g25b	57.22	-35.64	-6.03	36.15	190	l55c	
g50b	58.9	-29.03	-21.86	36.34	217	l87c	
g75b	54.42	-15.48	-32.25	35.77	244	c20v	
b00r	46.36	1.15	-37.88	37.9	272	c53v	
b25r	33.76	27.14	-46.69	54.01	300	c87v	
b50r	38.71	61.92	-37.78	72.54	329	v67m	
b75r	45.08	64.27	-3.32	64.36	357	m33o	



Input and output: Colorimetric Printer Reflective System FRS12_95a, L*=20_95 for relative CIELAB hue $h^* = lab^*h^* = h_{ab}^*/360 = 0.603$
 data for any colour:
 lab^*tch^* and lab^*icu^*

Hue texts:
 $u^*_e = g50b$ $u^*_d = 187c$
 contrast reduction factor:
 $c_R = 0.9$
 triangle lightness t^*



FRS12_95a; adapted (a) CIELAB data

	u^*_e	$L^*=L^*_a$	a^*_a	b^*_a	$C^*_{ab,a}$	$h^*_{ab,a}$
O _{Ma}	43.8	53.91	39.75	66.98	36	
Y _{Ma}	87.58	-4.65	98.29	98.4	93	
L _{Ma}	51.95	-56.34	43.53	71.2	142	
C _{Ma}	59.62	-26.2	-28.62	38.8	228	
V _{Ma}	25.01	45.2	-52.8	69.51	311	
M _{Ma}	45.88	70.67	-29.93	76.75	337	
N _{Ma}	20.0	0.0	0.0	0.0	0	
W _{Ma}	95.0	0.0	0.0	0.0	0	
R _{Ma}	39.92	58.74	27.99	65.07	25	
J _{Ma}	81.26	-2.89	71.56	71.62	92	
G _{Ma}	52.23	-42.42	13.6	44.55	162	
B _{Ma}	30.57	1.41	-46.47	46.49	272	

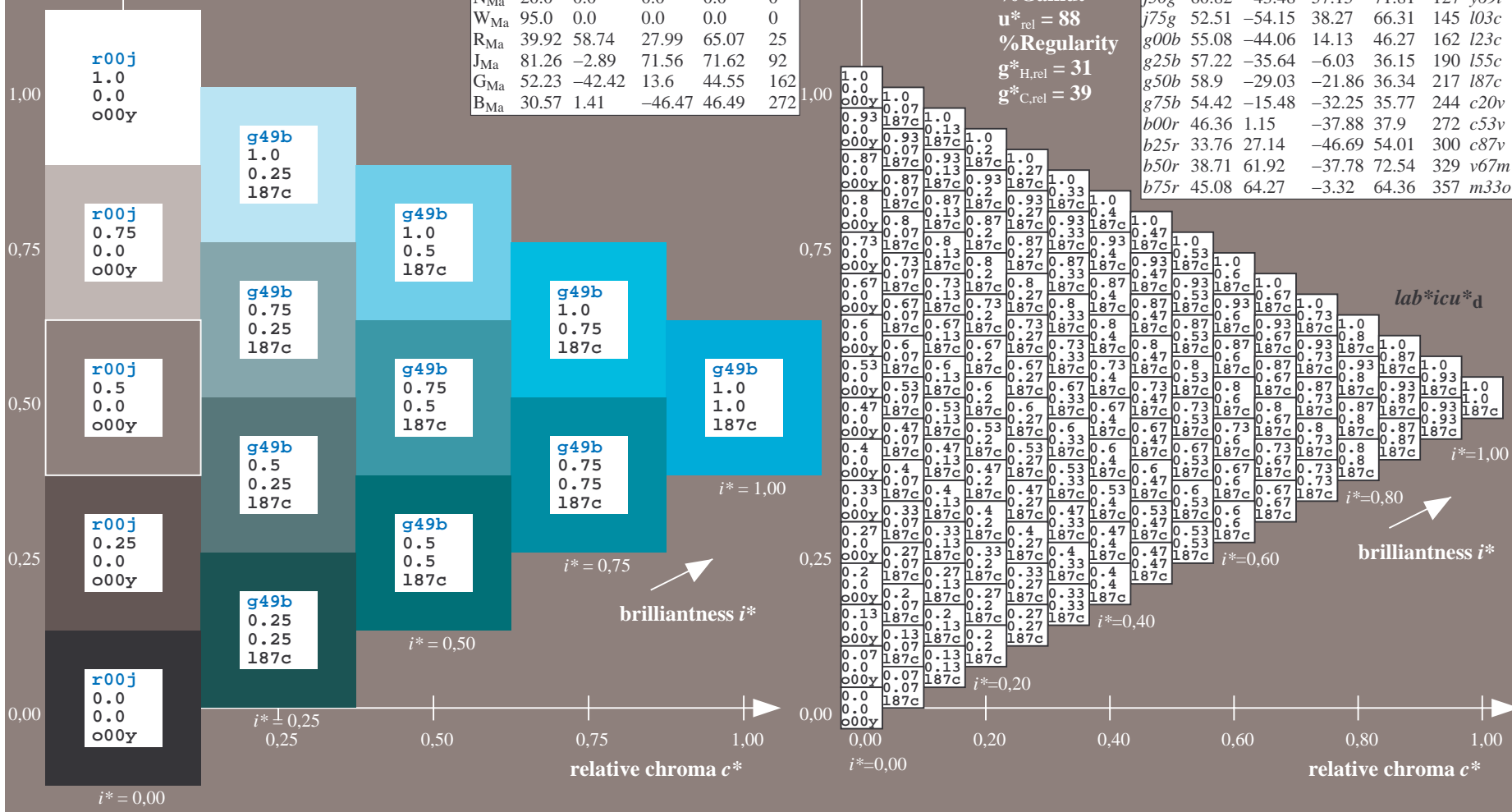
Data for maximum colour (Ma):

$LAB^*LAB^*_{Ma}$: 59 -29 -22
 $LAB^*LCH^*_{Ma}$: 59 36 216
 $lab^*rgb^*_{Ma}$: 0.0 1.0 1.0
 $lab^*olv^*_{Ma}$: 0.0 1.0 0.88
 triangle lightness t^*

FRS12_95a; adapted (a) CIELAB data

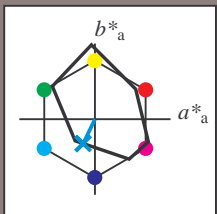
	u^*_e	$L^*=L^*_a$	a^*_a	b^*_a	$C^*_{ab,a}$	$h^*_{ab,a}$	u^*_d
r00j	44.18	56.95	27.14	63.08	25	m81o	
r25j	47.38	49.13	44.53	66.31	42	o10y	
r50j	57.76	35.24	58.41	68.22	59	o40y	
r75j	69.81	19.13	74.52	76.94	76	o69y	
j00g	87.06	-3.94	97.58	97.66	92	o98y	
j25g	72.25	-26.89	74.73	79.42	110	y34l	
j50g	60.82	-43.48	57.15	71.81	127	y69l	
j75g	52.51	-54.15	38.27	66.31	145	l03c	
g00b	55.08	-44.06	14.13	46.27	162	l23c	
g25b	57.22	-35.64	-6.03	36.15	190	l55c	
g50b	58.9	-29.03	-21.86	36.34	217	l87c	
g75b	54.42	-15.48	-32.25	35.77	244	c20v	
b00r	46.36	1.15	-37.88	37.9	272	c53v	
b25r	33.76	27.14	-46.69	54.01	300	c87v	
b50r	38.71	61.92	-37.78	72.54	329	v67m	
b75r	45.08	64.27	-3.32	64.36	357	m33o	

%Gamut
 $u^*_{rel} = 88$
 %Regularity
 $g^*_{H,rel} = 31$
 $g^*_{C,rel} = 39$



Input and output: Colorimetric Printer Reflective System FRS12_95a, L*=20_95 for relative CIELAB hue $h^* = lab^*h^* = h_{ab}/360 = 0.679$
 data for any colour:

lab^*tch^* and lab^*icu^*
 Hue texts:
 $u^*_e = g75b$ $u^*_d = c20v$
 contrast reduction factor:
 $c_R = 0.9$
 triangle lightness t^*



FRS12_95a; adapted (a) CIELAB data

	u^*_e	$L^*=L^*_a$	a^*_a	b^*_a	$C^*_{ab,a}$	$h^*_{ab,a}$
O _{Ma}	43.8	53.91	39.75	66.98	36	
Y _{Ma}	87.58	-4.65	98.29	98.4	93	
L _{Ma}	51.95	-56.34	43.53	71.2	142	
C _{Ma}	59.62	-26.2	-28.62	38.8	228	
V _{Ma}	25.01	45.2	-52.8	69.51	311	
M _{Ma}	45.88	70.67	-29.93	76.75	337	
N _{Ma}	20.0	0.0	0.0	0.0	0	
W _{Ma}	95.0	0.0	0.0	0.0	0	
R _{Ma}	39.92	58.74	27.99	65.07	25	
J _{Ma}	81.26	-2.89	71.56	71.62	92	
G _{Ma}	52.23	-42.42	13.6	44.55	162	
B _{Ma}	30.57	1.41	-46.47	46.49	272	

Data for maximum colour (Ma):

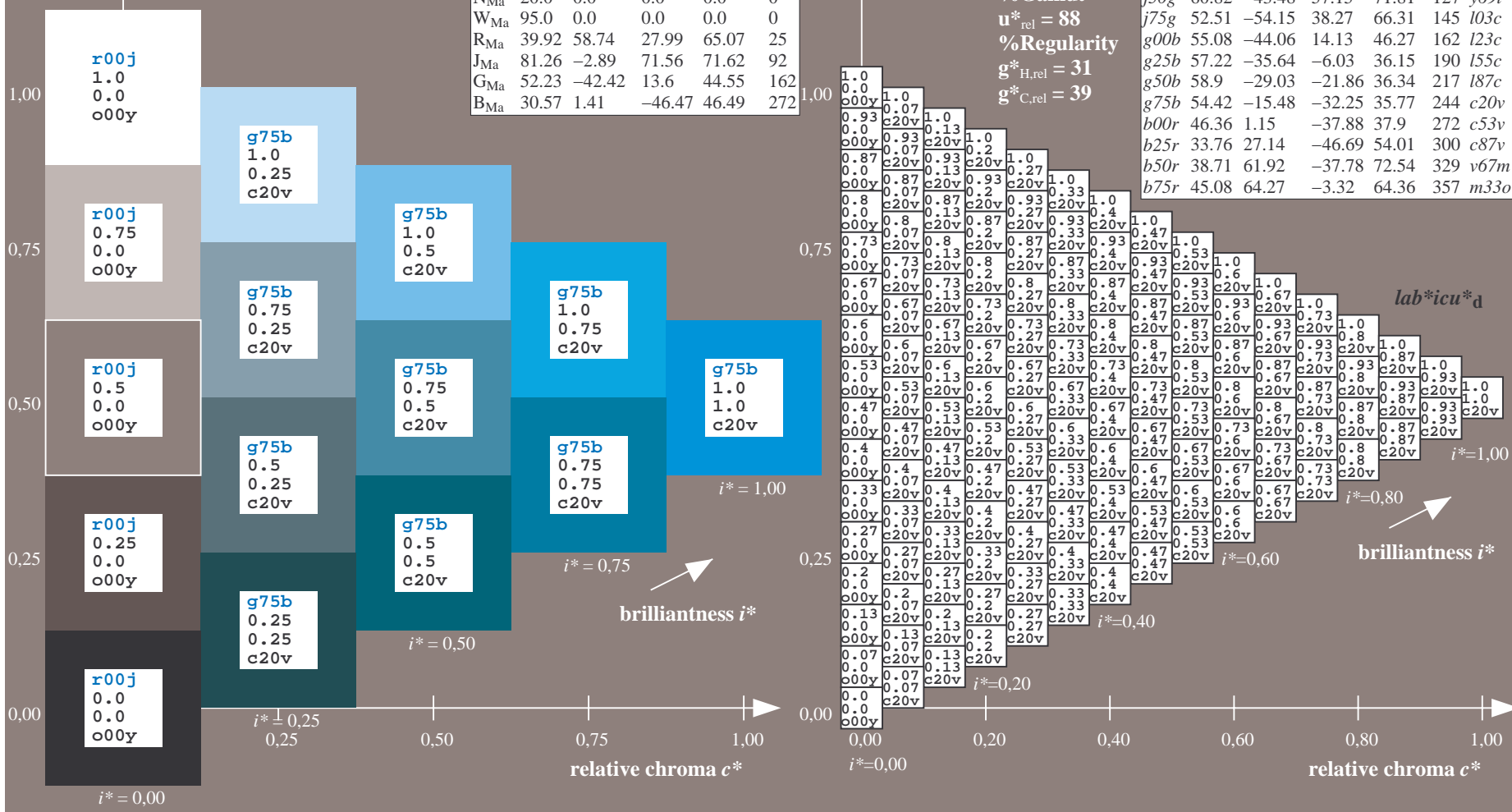
$LAB^*LAB^*_{Ma}$: 54 -15 -32
 $LAB^*LCH^*_{Ma}$: 54 36 244
 $lab^*rgb^*_{Ma}$: 0.0 0.5 1.0
 $lab^*olv^*_{Ma}$: 0.0 0.8 1.0

triangle lightness t^*

%Gamut
 $u^*_{rel} = 88$
 %Regularity
 $g^*_{H,rel} = 31$
 $g^*_{C,rel} = 39$

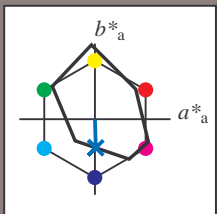
FRS12_95a; adapted (a) CIELAB data

	u^*_e	$L^*=L^*_a$	a^*_a	b^*_a	$C^*_{ab,a}$	$h^*_{ab,a}$	u^*_d
r00j	44.18	56.95	27.14	63.08	25	m81o	
r25j	47.38	49.13	44.53	66.31	42	o10y	
r50j	57.76	35.24	58.41	68.22	59	o40y	
r75j	69.81	19.13	74.52	76.94	76	o69y	
j00g	87.06	-3.94	97.58	97.66	92	o98y	
j25g	72.25	-26.89	74.73	79.42	110	y34l	
j50g	60.82	-43.48	57.15	71.81	127	y69l	
j75g	52.51	-54.15	38.27	66.31	145	l03c	
g00b	55.08	-44.06	14.13	46.27	162	l23c	
g25b	57.22	-35.64	-6.03	36.15	190	l55c	
g50b	58.9	-29.03	-21.86	36.34	217	l87c	
g75b	54.42	-15.48	-32.25	35.77	244	c20v	
b00r	46.36	1.15	-37.88	37.9	272	c53v	
b25r	33.76	27.14	-46.69	54.01	300	c87v	
b50r	38.71	61.92	-37.78	72.54	329	v67m	
b75r	45.08	64.27	-3.32	64.36	357	m33o	



Input and output: Colorimetric Printer Reflective System FRS12_95a, L*=20_95 for relative CIELAB hue $h^* = lab^*h^* = h_{ab}^*/360 = 0.755$
 data for any colour:
 lab^*tch^* and lab^*icu^*

Hue texts:
 $u^*_e = b00r$ $u^*_d = c53v$
 contrast reduction factor:
 $c_R = 0.9$
 triangle lightness t^*



FRS12_95a; adapted (a) CIELAB data

	u^*_e	$L^*=L^*_a$	a^*_a	b^*_a	$C^*_{ab,a}$	$h^*_{ab,a}$
O _{Ma}	43.8	53.91	39.75	66.98	36	
Y _{Ma}	87.58	-4.65	98.29	98.4	93	
L _{Ma}	51.95	-56.34	43.53	71.2	142	
C _{Ma}	59.62	-26.2	-28.62	38.8	228	
V _{Ma}	25.01	45.2	-52.8	69.51	311	
M _{Ma}	45.88	70.67	-29.93	76.75	337	
N _{Ma}	20.0	0.0	0.0	0.0	0	
W _{Ma}	95.0	0.0	0.0	0.0	0	
R _{Ma}	39.92	58.74	27.99	65.07	25	
J _{Ma}	81.26	-2.89	71.56	71.62	92	
G _{Ma}	52.23	-42.42	13.6	44.55	162	
B _{Ma}	30.57	1.41	-46.47	46.49	272	

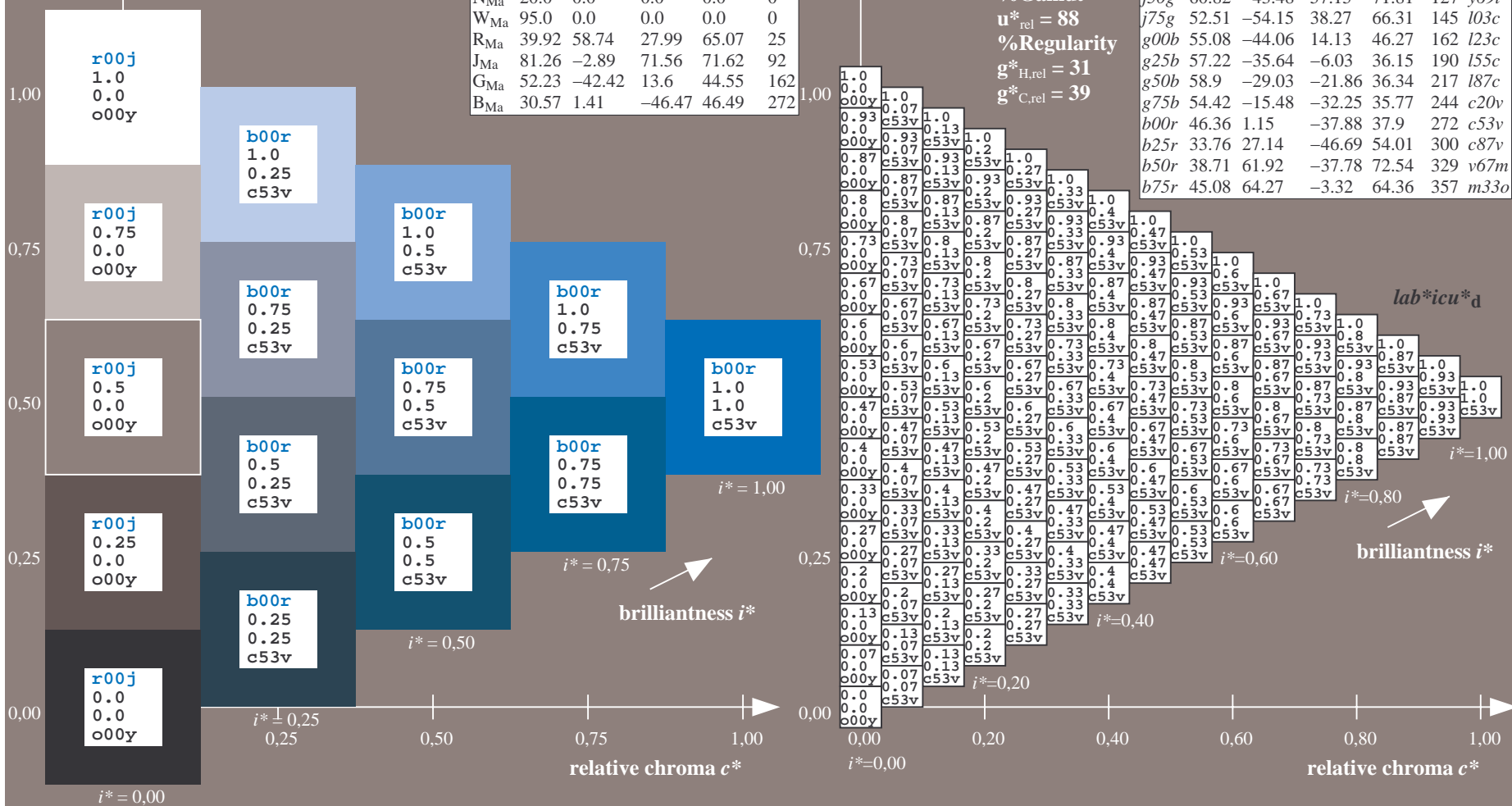
Data for maximum colour (Ma):

$LAB^*LAB^*_{Ma}$: 46 1 -38
 $LAB^*LCH^*_{Ma}$: 46 38 271
 $lab^*rgb^*_{Ma}$: 0.0 0.0 1.0
 $lab^*olv^*_{Ma}$: 0.0 0.47 1.0
 triangle lightness t^*

FRS12_95a; adapted (a) CIELAB data

	u^*_e	$L^*=L^*_a$	a^*_a	b^*_a	$C^*_{ab,a}$	$h^*_{ab,a}$	u^*_d
r00j	44.18	56.95	27.14	63.08	25	m81o	
r25j	47.38	49.13	44.53	66.31	42	o10y	
r50j	57.76	35.24	58.41	68.22	59	o40y	
r75j	69.81	19.13	74.52	76.94	76	o69y	
j00g	87.06	-3.94	97.58	97.66	92	o98y	
j25g	72.25	-26.89	74.73	79.42	110	y34l	
j50g	60.82	-43.48	57.15	71.81	127	y69l	
j75g	52.51	-54.15	38.27	66.31	145	l03c	
g00b	55.08	-44.06	14.13	46.27	162	l23c	
g25b	57.22	-35.64	-6.03	36.15	190	l55c	
g50b	58.9	-29.03	-21.86	36.34	217	l87c	
g75b	54.42	-15.48	-32.25	35.77	244	c20v	
b00r	46.36	1.15	-37.88	37.9	272	c53v	
b25r	33.76	27.14	-46.69	54.01	300	c87v	
b50r	38.71	61.92	-37.78	72.54	329	v67m	
b75r	45.08	64.27	-3.32	64.36	357	m33o	

%Gamut
 $u^*_{rel} = 88$
 %Regularity
 $g^*_{H,rel} = 31$
 $g^*_{C,rel} = 39$

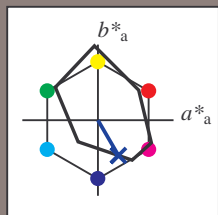


See for similar files: <http://www.ps.bam.de/Fe65/>; www.ps.bam.de Version 2.1, io=1,1, ColSpx=0

BAM registration: 20081001-Fe65/10L/L65e00NP.PDF/ .PS BAM material: code=rhadata
 application for evaluation and measurement of printer or monitor systems

Input and output: Colorimetric Printer Reflective System FRS12_95a, L*=20_95 for relative CIELAB hue $h^* = lab^*h^* = h^*_{ab}/360 = 0.834$

data for any colour:
 lab^*tch^* and lab^*icu^*
 Hue texts:
 $u^*_e = b25r$ $u^*_d = c87v$
 contrast reduction factor:
 $c_R = 0.9$
 triangle lightness t^*



FRS12_95a; adapted (a) CIELAB data

	u^*_e	$L^*=L^*_a$	a^*_a	b^*_a	$C^*_{ab,a}$	$h^*_{ab,a}$
O _{Ma}	43.8	53.91	39.75	66.98	36	
Y _{Ma}	87.58	-4.65	98.29	98.4	93	
L _{Ma}	51.95	-56.34	43.53	71.2	142	
C _{Ma}	59.62	-26.2	-28.62	38.8	228	
V _{Ma}	25.01	45.2	-52.8	69.51	311	
M _{Ma}	45.88	70.67	-29.93	76.75	337	
N _{Ma}	20.0	0.0	0.0	0.0	0	
W _{Ma}	95.0	0.0	0.0	0.0	0	
R _{Ma}	39.92	58.74	27.99	65.07	25	
J _{Ma}	81.26	-2.89	71.56	71.62	92	
G _{Ma}	52.23	-42.42	13.6	44.55	162	
B _{Ma}	30.57	1.41	-46.47	46.49	272	

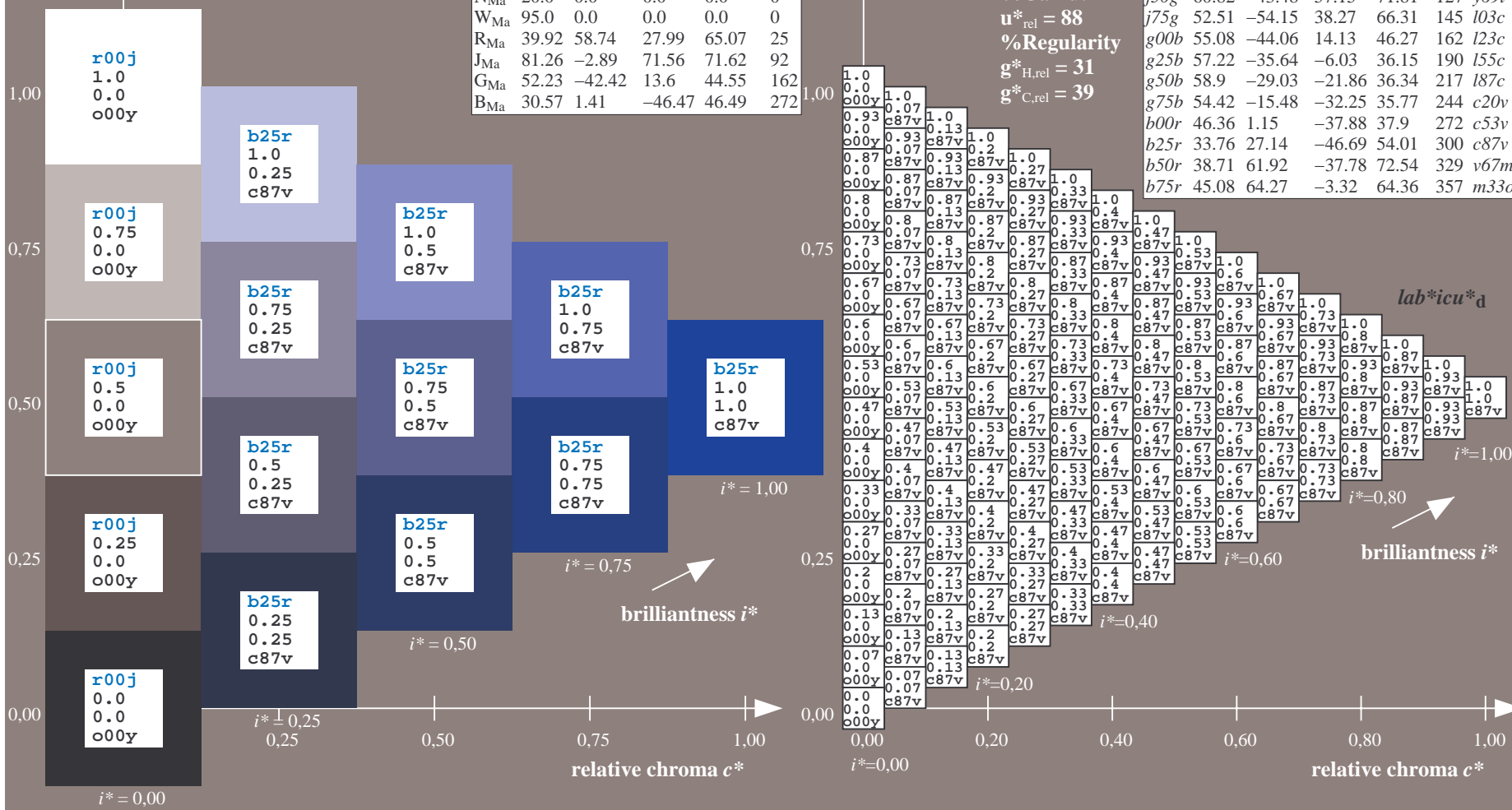
Data for maximum colour (Ma):

$LAB^*LAB^*_{Ma}$: 34 27 -47
 $LAB^*LCH^*_{Ma}$: 34 54 300
 $lab^*rgb^*_{Ma}$: 0.5 0.0 1.0
 $lab^*olv^*_{Ma}$: 0.0 0.13 1.0
 triangle lightness t^*

FRS12_95a; adapted (a) CIELAB data

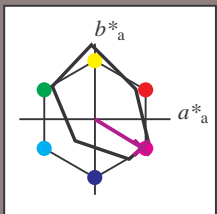
	u^*_e	$L^*=L^*_a$	a^*_a	b^*_a	$C^*_{ab,a}$	$h^*_{ab,a}$	u^*_d
r00j	44.18	56.95	27.14	63.08	25	m81o	
r25j	47.38	49.13	44.53	66.31	42	o10y	
r50j	57.76	35.24	58.41	68.22	59	o40y	
r75j	69.81	19.13	74.52	76.94	76	o69y	
j00g	87.06	-3.94	97.58	97.66	92	o98y	
j25g	72.25	-26.89	74.73	79.42	110	y34l	
j50g	60.82	-43.48	57.15	71.81	127	y69l	
j75g	52.51	-54.15	38.27	66.31	145	l03c	
g00b	55.08	-44.06	14.13	46.27	162	l23c	
g25b	57.22	-35.64	-6.03	36.15	190	l55c	
g50b	58.9	-29.03	-21.86	36.34	217	l87c	
g75b	54.42	-15.48	-32.25	35.77	244	c20v	
b00r	46.36	1.15	-37.88	37.9	272	c53v	
b25r	33.76	27.14	-46.69	54.01	300	c87v	
b50r	38.71	61.92	-37.78	72.54	329	v67m	
b75r	45.08	64.27	-3.32	64.36	357	m33o	

%Gamut
 $u^*_{rel} = 88$
 %Regularity
 $g^*_{H,rel} = 31$
 $g^*_{C,rel} = 39$



Input and output: Colorimetric Printer Reflective System FRS12_95a, L*=20_95 for relative CIELAB hue $h^* = lab^*h^* = h_{ab}^*/360 = 0.913$
 data for any colour:
 lab^*tch^* and lab^*icu^*

Hue texts:
 $u^*_e = b50r$ $u^*_d = v67m$
 contrast reduction factor:
 $c_R = 0.9$
 triangle lightness t^*



FRS12_95a; adapted (a) CIELAB data						
	u^*_e	$L^*=L^*_a$	a^*_a	b^*_a	$C^*_{ab,a}$	$h^*_{ab,a}$
O _{Ma}	43.8	53.91	39.75	66.98	36	
Y _{Ma}	87.58	-4.65	98.29	98.4	93	
L _{Ma}	51.95	-56.34	43.53	71.2	142	
C _{Ma}	59.62	-26.2	-28.62	38.8	228	
V _{Ma}	25.01	45.2	-52.8	69.51	311	
M _{Ma}	45.88	70.67	-29.93	76.75	337	
N _{Ma}	20.0	0.0	0.0	0.0	0	
W _{Ma}	95.0	0.0	0.0	0.0	0	
R _{Ma}	39.92	58.74	27.99	65.07	25	
J _{Ma}	81.26	-2.89	71.56	71.62	92	
G _{Ma}	52.23	-42.42	13.6	44.55	162	
B _{Ma}	30.57	1.41	-46.47	46.49	272	

Data for maximum colour (Ma):

$LAB^*LAB^*_{Ma}$: 39 62 -38

$LAB^*LCH^*_{Ma}$: 39 73 328

$lab^*rgb^*_{Ma}$: 1.0 0.0 1.0

$lab^*olv^*_{Ma}$: 0.68 0.0 1.0

triangle lightness t^*

%Gamut

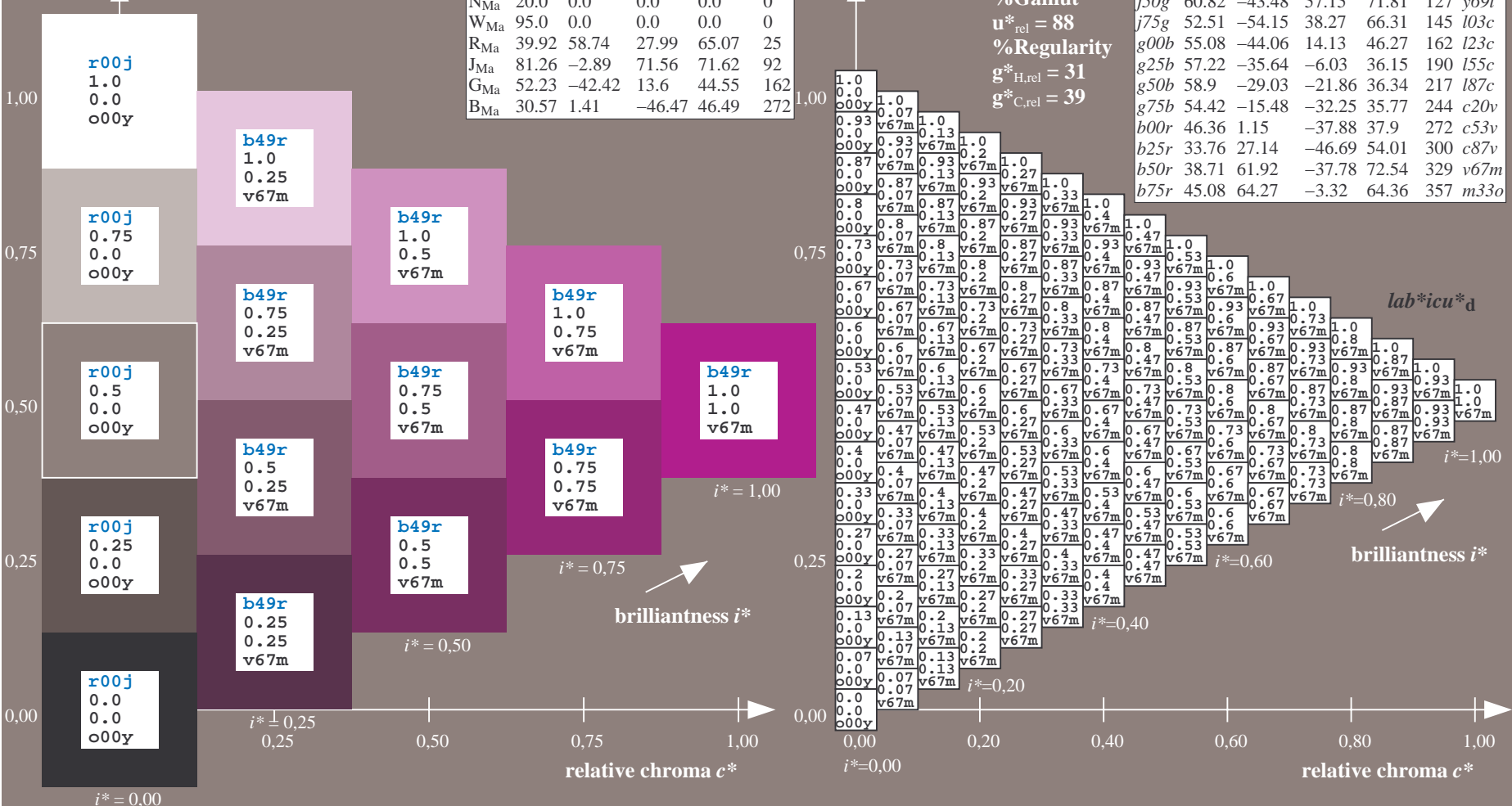
$u^*_{rel} = 88$

%Regularity

$g^*_{H,rel} = 31$

$g^*_{C,rel} = 39$

FRS12_95a; adapted (a) CIELAB data							
	u^*_e	$L^*=L^*_a$	a^*_a	b^*_a	$C^*_{ab,a}$	$h^*_{ab,a}$	u^*_d
r00j	44.18	56.95	27.14	63.08	25		m81o
r25j	47.38	49.13	44.53	66.31	42		o10y
r50j	57.76	35.24	58.41	68.22	59		o40y
r75j	69.81	19.13	74.52	76.94	76		o69y
j00g	87.06	-3.94	97.58	97.66	92		o98y
j25g	72.25	-26.89	74.73	79.42	110		y34l
j50g	60.82	-43.48	57.15	71.81	127		y69l
j75g	52.51	-54.15	38.27	66.31	145		l03c
g00b	55.08	-44.06	14.13	46.27	162		l23c
g25b	57.22	-35.64	-6.03	36.15	190		l55c
g50b	58.9	-29.03	-21.86	36.34	217		l87c
g75b	54.42	-15.48	-32.25	35.77	244		c20v
b00r	46.36	1.15	-37.88	37.9	272		c53v
b25r	33.76	27.14	-46.69	54.01	300		c87v
b50r	38.71	61.92	-37.78	72.54	329		v67m
b75r	45.08	64.27	-3.32	64.36	357		m33o

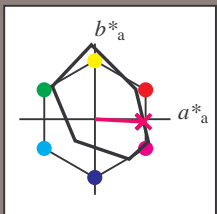


See for similar files: <http://www.ps.bam.de/Fe65/>; www.ps.bam.de/Fe.HTM
 Technical information: <http://www.ps.bam.de> Version 2.1, io=1,1, ColSpX=0

BAM registration: 20081001-Fe65/10L/L65e00NP.PDF/ .PS BAM material: code=rhadata
 application for evaluation and measurement of printer or monitor systems

Input and output: Colorimetric Printer Reflective System FRS12_95a, L*=20_95 for relative CIELAB hue $h^* = lab^*h^* = h^*_{ab}/360 = 0.992$
 data for any colour:

lab^*tch^* and lab^*icu^*
 Hue texts:
 $u^*_e = b75r$ $u^*_d = m33o$
 contrast reduction factor:
 $c_R = 0.9$
 triangle lightness t^*



FRS12_95a; adapted (a) CIELAB data

	u^*_e	$L^*=L^*_a$	a^*_a	b^*_a	$C^*_{ab,a}$	$h^*_{ab,a}$
O _{Ma}	43.8	53.91	39.75	66.98	36	
Y _{Ma}	87.58	-4.65	98.29	98.4	93	
L _{Ma}	51.95	-56.34	43.53	71.2	142	
C _{Ma}	59.62	-26.2	-28.62	38.8	228	
V _{Ma}	25.01	45.2	-52.8	69.51	311	
M _{Ma}	45.88	70.67	-29.93	76.75	337	
N _{Ma}	20.0	0.0	0.0	0.0	0	
W _{Ma}	95.0	0.0	0.0	0.0	0	
R _{Ma}	39.92	58.74	27.99	65.07	25	
J _{Ma}	81.26	-2.89	71.56	71.62	92	
G _{Ma}	52.23	-42.42	13.6	44.55	162	
B _{Ma}	30.57	1.41	-46.47	46.49	272	

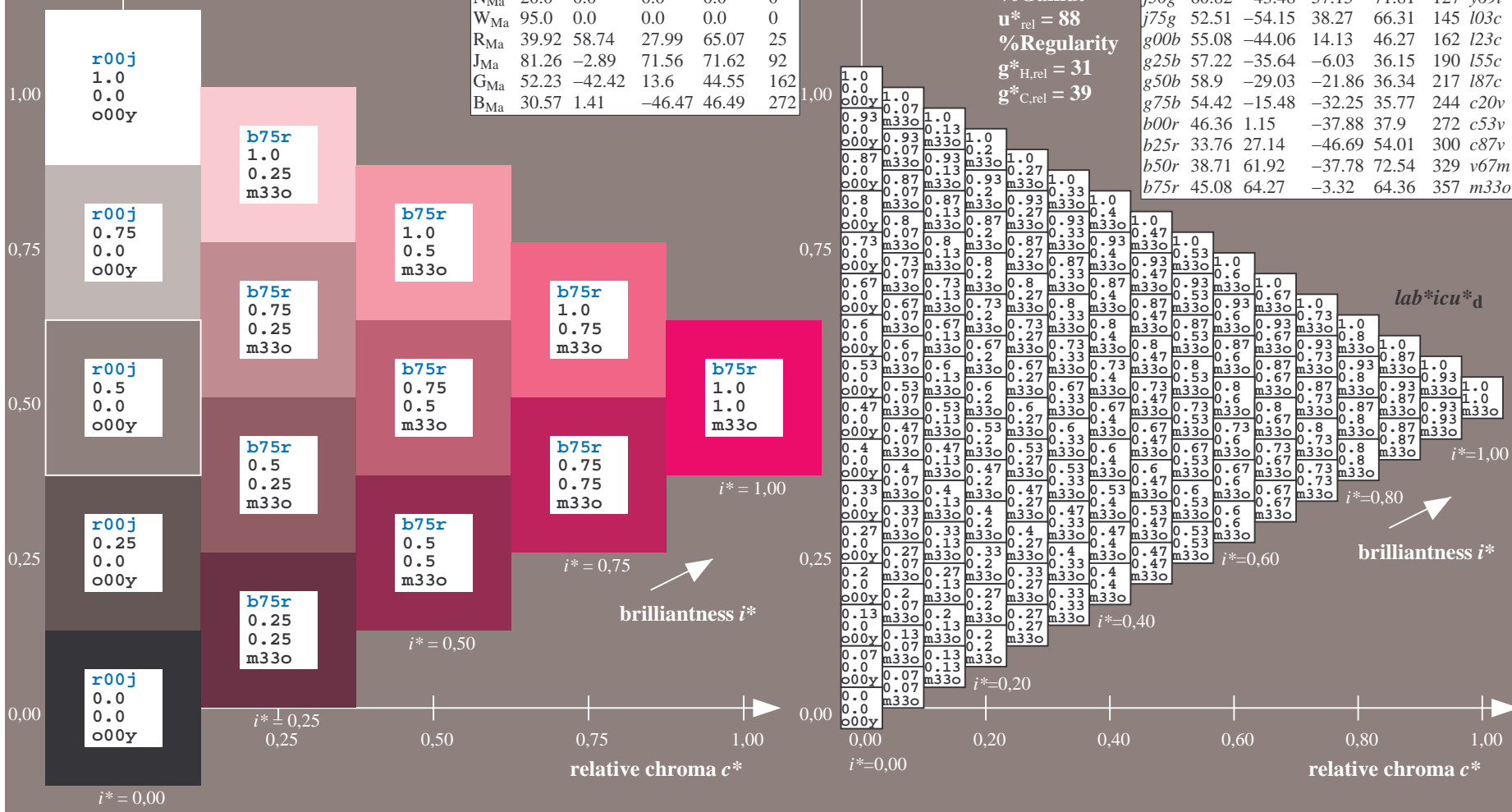
Data for maximum colour (Ma):

$LAB^*LAB^*_{Ma}$: 45 64 -3
 $LAB^*LCH^*_{Ma}$: 45 64 357
 $lab^*rgb^*_{Ma}$: 1.0 0.0 0.5
 $lab^*olv^*_{Ma}$: 1.0 0.0 0.66
 triangle lightness t^*

FRS12_95a; adapted (a) CIELAB data

	u^*_e	$L^*=L^*_a$	a^*_a	b^*_a	$C^*_{ab,a}$	$h^*_{ab,a}$	u^*_d
r00j	44.18	56.95	27.14	63.08	25	m81o	
r25j	47.38	49.13	44.53	66.31	42	o10y	
r50j	57.76	35.24	58.41	68.22	59	o40y	
r75j	69.81	19.13	74.52	76.94	76	o69y	
j00g	87.06	-3.94	97.58	97.66	92	o98y	
j25g	72.25	-26.89	74.73	79.42	110	y34l	
j50g	60.82	-43.48	57.15	71.81	127	y69l	
j75g	52.51	-54.15	38.27	66.31	145	l03c	
g00b	55.08	-44.06	14.13	46.27	162	l23c	
g25b	57.22	-35.64	-6.03	36.15	190	l55c	
g50b	58.9	-29.03	-21.86	36.34	217	l87c	
g75b	54.42	-15.48	-32.25	35.77	244	c20v	
b00r	46.36	1.15	-37.88	37.9	272	c53v	
b25r	33.76	27.14	-46.69	54.01	300	c87v	
b50r	38.71	61.92	-37.78	72.54	329	v67m	
b75r	45.08	64.27	-3.32	64.36	357	m33o	

%Gamut
 $u^*_{rel} = 88$
 %Regularity
 $g^*_{H,rel} = 31$
 $g^*_{C,rel} = 39$



See for similar files: <http://www.ps.bam.de/Fe65/>; www.ps.bam.de Version 2.1, io=1,1, ColSpX=0

BAM registration: 20081001-Fe65/10L/L65e00NP.PDF/ .PS BAM material: code=rh4ta
 application for evaluation and measurement of printer or monitor systems

N: No Output Linearization (OL) data in File (F), Startup (S) or Device (D)

See for similar files: <http://www.ps.bam.de/Fe65/>; www.ps.bam.de/Fe.HTM
Technical information: <http://www.ps.bam.de> Version 2.1, io=1,1, ColSpX=0

BAM registration: 20081001-Fe65/10L/L65e00NP.PDF/.PS BAM material: code=rh4ta
application for evaluation and measurement of printer or monitor systems

Table with 27 rows (01-27) and 48 columns (A-lab*icu*a). Each cell contains a numerical value representing color data for a specific hue and data point.

BAM-test chart Fe65; Relative Elementary Colour System
D65: colour scales and 9 data tables for 16 hues r00j to b75r

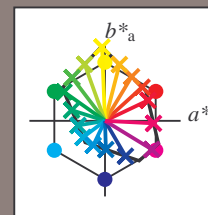
input: 000n / w / nnn0 / www set...
output: ->cmY0* setcmykcolor

Input and output:
 Colorimetric Printer Reflective System FRS12_95a
 data for any colour:

u^*_e and number *no.* = 00 .. 15
 elementary hue text:
 $u^*_e = 16$ hues *r00j*, *r25j*, ..., *b75r*
 contrast reduction factor:
 $c_R = 0.9$

FRS12_95a; adapted (a) CIELAB data

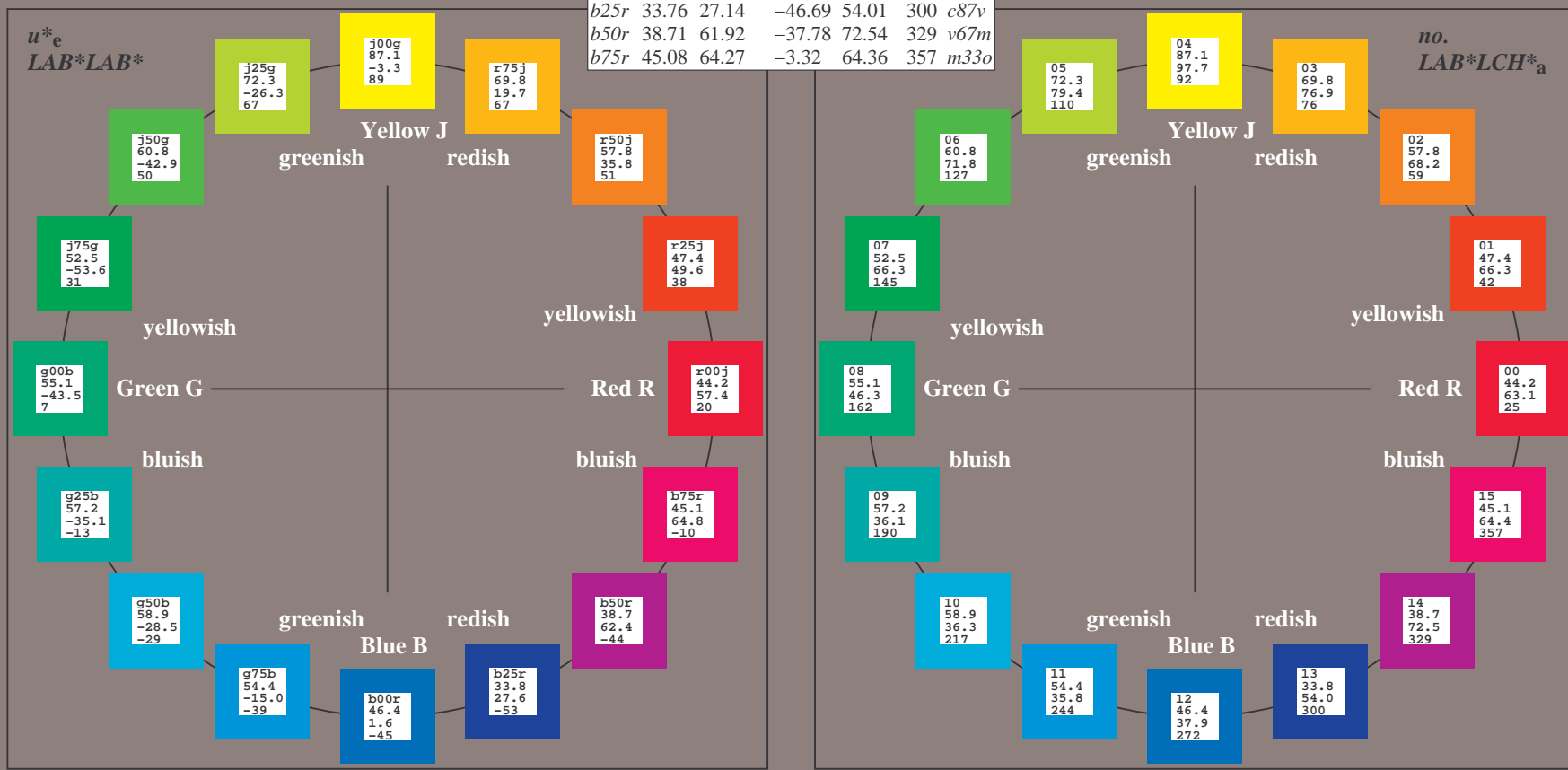
u^*_e	$L^*=L^*_a$	a^*_a	b^*_a	$C^*_{ab,a}$	$h^*_{ab,a}$	u^*_d
r00j	44.18	56.95	27.14	63.08	25	m81o
r25j	47.38	49.13	44.53	66.31	42	o10y
r50j	57.76	35.24	58.41	68.22	59	o40y
r75j	69.81	19.13	74.52	76.94	76	o69y
j00g	87.06	-3.94	97.58	97.66	92	o98y
j25g	72.25	-26.89	74.73	79.42	110	y34l
j50g	60.82	-43.48	57.15	71.81	127	y69l
j75g	52.51	-54.15	38.27	66.31	145	l03c
g00b	55.08	-44.06	14.13	46.27	162	l23c
g25b	57.22	-35.64	-6.03	36.15	190	l55c
g50b	58.9	-29.03	-21.86	36.34	217	l87c
g75b	54.42	-15.48	-32.25	35.77	244	c20v
b00r	46.36	1.15	-37.88	37.9	272	c53v
b25r	33.76	27.14	-46.69	54.01	300	c87v
b50r	38.71	61.92	-37.78	72.54	329	v67m
b75r	45.08	64.27	-3.32	64.36	357	m33o



%Gamut
 $u^*_{rel} = 88$
 %Regularity
 $g^*_{H,rel} = 31$
 $g^*_{C,rel} = 39$

FRS12_95; CIELAB data

Name	$L^*=L^*$	a^*	b^*	C^*_{ab}	h^*_{ab}
O _M	43.8	54.41	32.95	63.61	31
Y _M	87.58	-4.04	90.02	90.11	93
L _M	51.95	-55.83	36.46	66.68	147
C _M	59.62	-25.67	-35.94	44.17	234
V _M	25.01	45.64	-58.96	74.57	308
M _M	45.88	71.17	-36.79	80.12	333
N _M	20.0	0.43	-5.99	6.01	274
W _M	95.0	0.62	-8.52	8.54	274
R _{CIE}	39.92	58.74	27.99	65.07	25
J _{CIE}	81.26	-2.89	71.56	71.62	92
G _{CIE}	52.23	-42.42	13.6	44.55	162
B _{CIE}	30.57	1.41	-46.47	46.49	272



See for similar files: <http://www.ps.bam.de/Fe65/>; www.ps.bam.de/Fe.HTM
 Technical information: <http://www.ps.bam.de> Version 2.1, io=1,1, ColSpX=0

Input and output: Colorimetric Printer Reflective System FRS12_95a, L*=20_95 for relative CIELAB hue $h^* = lab^*h^* = h_{ab}/360 = 0.071$
 data for any colour:

lab^*tch^* and lab^*icu^*

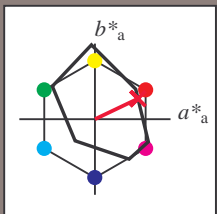
Hue texts:

$u^*_e = r00j$ $u^*_d = m81o$

contrast reduction factor:

$c_R = 0.9$

triangle lightness t^*



FRS12_95; CIELAB data						
u^*_e	$L^*=L^*$	a^*	b^*	C^*_{ab}	h^*_{ab}	
O _M	43.8	54.41	32.95	63.61	31	
Y _M	87.58	-4.04	90.02	90.11	93	
L _M	51.95	-55.83	36.46	66.68	147	
C _M	59.62	-25.67	-35.94	44.17	234	
V _M	25.01	45.64	-58.96	74.57	308	
M _M	45.88	71.17	-36.79	80.12	333	
N _M	20.0	0.43	-5.99	6.01	274	
W _M	95.0	0.62	-8.52	8.54	274	
R _M	39.92	58.74	27.99	65.07	25	
J _M	81.26	-2.89	71.56	71.62	92	
G _M	52.23	-42.42	13.6	44.55	162	
B _M	30.57	1.41	-46.47	46.49	272	

Data for maximum colour (Ma):

$LAB^*LAB^*_{Ma}$: 44 57 27

$LAB^*LCH^*_{Ma}$: 44 63 25

$lab^*rgb^*_{Ma}$: 1.0 0.0 0.0

$lab^*olv^*_{Ma}$: 1.0 0.0 0.18

triangle lightness t^*

%Gamut

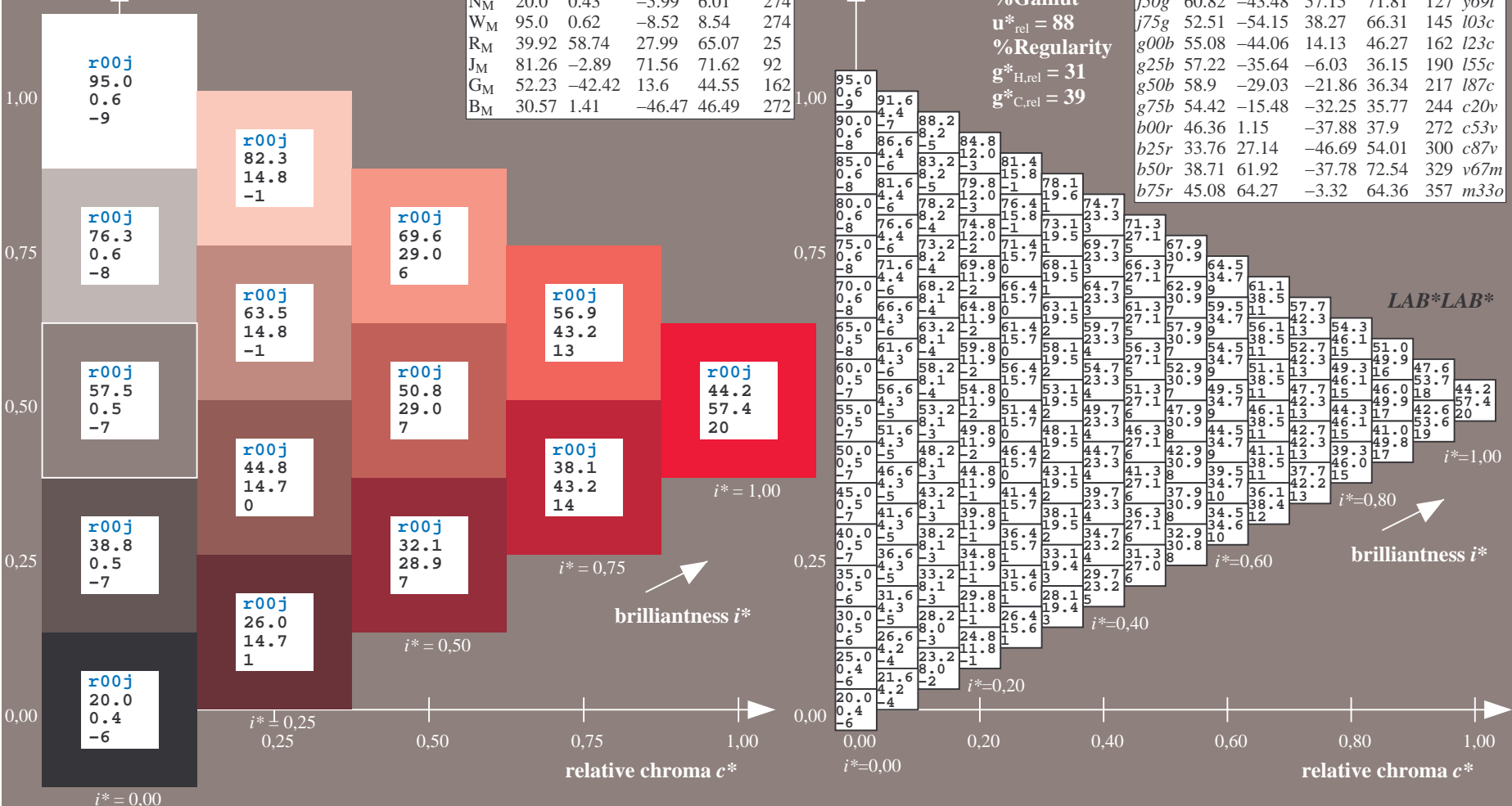
$u^*_{rel} = 88$

%Regularity

$g^*_{H,rel} = 31$

$g^*_{C,rel} = 39$

FRS12_95a; adapted (a) CIELAB data							
u^*_e	$L^*=L^*_a$	a^*_a	b^*_a	$C^*_{ab,a}$	$h^*_{ab,a}$	u^*_d	
r00j	44.18	56.95	27.14	63.08	25	m81o	
r25j	47.38	49.13	44.53	66.31	42	o10y	
r50j	57.76	35.24	58.41	68.22	59	o40y	
r75j	69.81	19.13	74.52	76.94	76	o69y	
j00g	87.06	-3.94	97.58	97.66	92	o98y	
j25g	72.25	-26.89	74.73	79.42	110	y34l	
j50g	60.82	-43.48	57.15	71.81	127	y69l	
j75g	52.51	-54.15	38.27	66.31	145	l03c	
g00b	55.08	-44.06	14.13	46.27	162	l23c	
g25b	57.22	-35.64	-6.03	36.15	190	l55c	
g50b	58.9	-29.03	-21.86	36.34	217	l87c	
g75b	54.42	-15.48	-32.25	35.77	244	c20v	
b00r	46.36	1.15	-37.88	37.9	272	c53v	
b25r	33.76	27.14	-46.69	54.01	300	c87v	
b50r	38.71	61.92	-37.78	72.54	329	v67m	
b75r	45.08	64.27	-3.32	64.36	357	m33o	

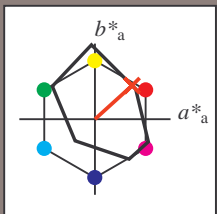


See for similar files: <http://www.ps.bam.de/Fe65/>; <http://www.ps.bam.de/Version2.1,io=1,1,ColSpX=0>

BAM registration: 20081001-Fe65/10L/L65e00NP.PDF/ .PS BAM material: code=rhadata
 application for evaluation and measurement of printer or monitor systems

Input and output: Colorimetric Printer Reflective System FRS12_95a, L*=20_95 for relative CIELAB hue $h^* = lab^*h^* = h_{ab}/360 = 0.117$
 data for any colour:
 lab^*tch^* and lab^*icu^*

Hue texts:
 $u^*_e = r25j$ $u^*_d = o10y$
 contrast reduction factor:
 $c_R = 0.9$
 triangle lightness t^*



FRS12_95; CIELAB data

	u^*_e	$L^*=L^*_a$	a^*	b^*	C^*_{ab}	h^*_{ab}
O _M	43.8	54.41	32.95	63.61	63.61	31
Y _M	87.58	-4.04	90.02	90.11	90.11	93
L _M	51.95	-55.83	36.46	66.68	66.68	147
C _M	59.62	-25.67	-35.94	44.17	44.17	234
V _M	25.01	45.64	-58.96	74.57	74.57	308
M _M	45.88	71.17	-36.79	80.12	80.12	333
N _M	20.0	0.43	-5.99	6.01	6.01	274
W _M	95.0	0.62	-8.52	8.54	8.54	274
R _M	39.92	58.74	27.99	65.07	65.07	25
J _M	81.26	-2.89	71.56	71.62	71.62	92
G _M	52.23	-42.42	13.6	44.55	44.55	162
B _M	30.57	1.41	-46.47	46.49	46.49	272

Data for maximum colour (Ma):

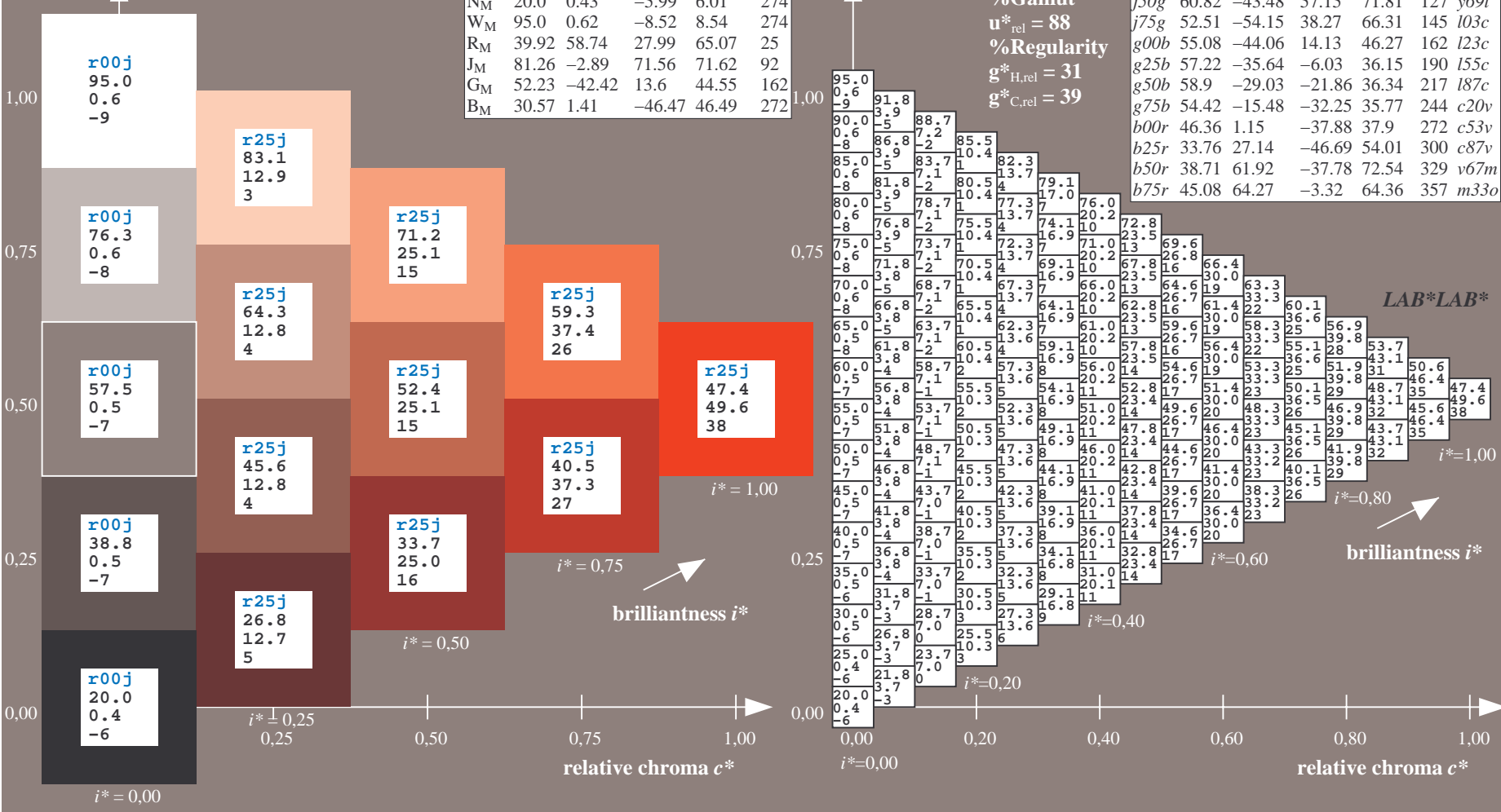
$LAB^*LAB^*_Ma$: 47 49 45
 $LAB^*LCH^*_Ma$: 47 66 42
 $lab^*rgb^*_Ma$: 1.0 0.25 0.0
 $lab^*olv^*_Ma$: 1.0 0.1 0.0

triangle lightness t^*

%Gamut
 $u^*_{rel} = 88$
 %Regularity
 $g^*_{H,rel} = 31$
 $g^*_{C,rel} = 39$

FRS12_95a; adapted (a) CIELAB data

	u^*_e	$L^*=L^*_a$	a^*_a	b^*_a	$C^*_{ab,a}$	$h^*_{ab,a}$	u^*_d
r00j	44.18	56.95	27.14	63.08	63.08	25	m81o
r25j	47.38	49.13	44.53	66.31	66.31	42	o10y
r50j	57.76	35.24	58.41	68.22	68.22	59	o40y
r75j	69.81	19.13	74.52	76.94	76.94	76	o69y
j00g	87.06	-3.94	97.58	97.66	97.66	92	o98y
j25g	72.25	-26.89	74.73	79.42	79.42	110	y34l
j50g	60.82	-43.48	57.15	71.81	71.81	127	y69l
j75g	52.51	-54.15	38.27	66.31	66.31	145	l03c
g00b	55.08	-44.06	14.13	46.27	46.27	162	l23c
g25b	57.22	-35.64	-6.03	36.15	36.15	190	l55c
g50b	58.9	-29.03	-21.86	36.34	36.34	217	l87c
g75b	54.42	-15.48	-32.25	35.77	35.77	242	c20v
b00r	46.36	1.15	-37.88	37.9	37.9	274	c53v
b25r	33.76	27.14	-46.69	54.01	54.01	300	c87v
b50r	38.71	61.92	-37.78	72.54	72.54	329	v67m
b75r	45.08	64.27	-3.32	64.36	64.36	357	m33o

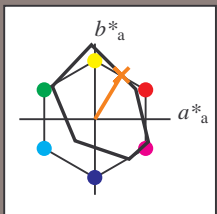


See for similar files: <http://www.ps.bam.de/Fe65/>; <http://www.ps.bam.de/Version2.1,io=1,1,ColSpX=0>

BAM registration: 20081001-Fe65/10L/L65e00NP.PDF/ .PS BAM material: code=rhadata
 application for evaluation and measurement of printer or monitor systems

Input and output: Colorimetric Printer Reflective System FRS12_95a, L*=20_95 for relative CIELAB hue $h^* = lab^*h^* = h_{ab}/360 = 0.164$
 data for any colour:

lab^*tch^* and lab^*icu^*
 Hue texts:
 $u^*_e = r50j$ $u^*_d = o40y$
 contrast reduction factor:
 $c_R = 0.9$
 triangle lightness t^*



FRS12_95; CIELAB data						
u^*_e	$L^*=L^*$	a^*	b^*	C^*_{ab}	h^*_{ab}	
O _M	43.8	54.41	32.95	63.61	31	
Y _M	87.58	-4.04	90.02	90.11	93	
L _M	51.95	-55.83	36.46	66.68	147	
C _M	59.62	-25.67	-35.94	44.17	234	
V _M	25.01	45.64	-58.96	74.57	308	
M _M	45.88	71.17	-36.79	80.12	333	
N _M	20.0	0.43	-5.99	6.01	274	
W _M	95.0	0.62	-8.52	8.54	274	
R _M	39.92	58.74	27.99	65.07	25	
J _M	81.26	-2.89	71.56	71.62	92	
G _M	52.23	-42.42	13.6	44.55	162	
B _M	30.57	1.41	-46.47	46.49	272	

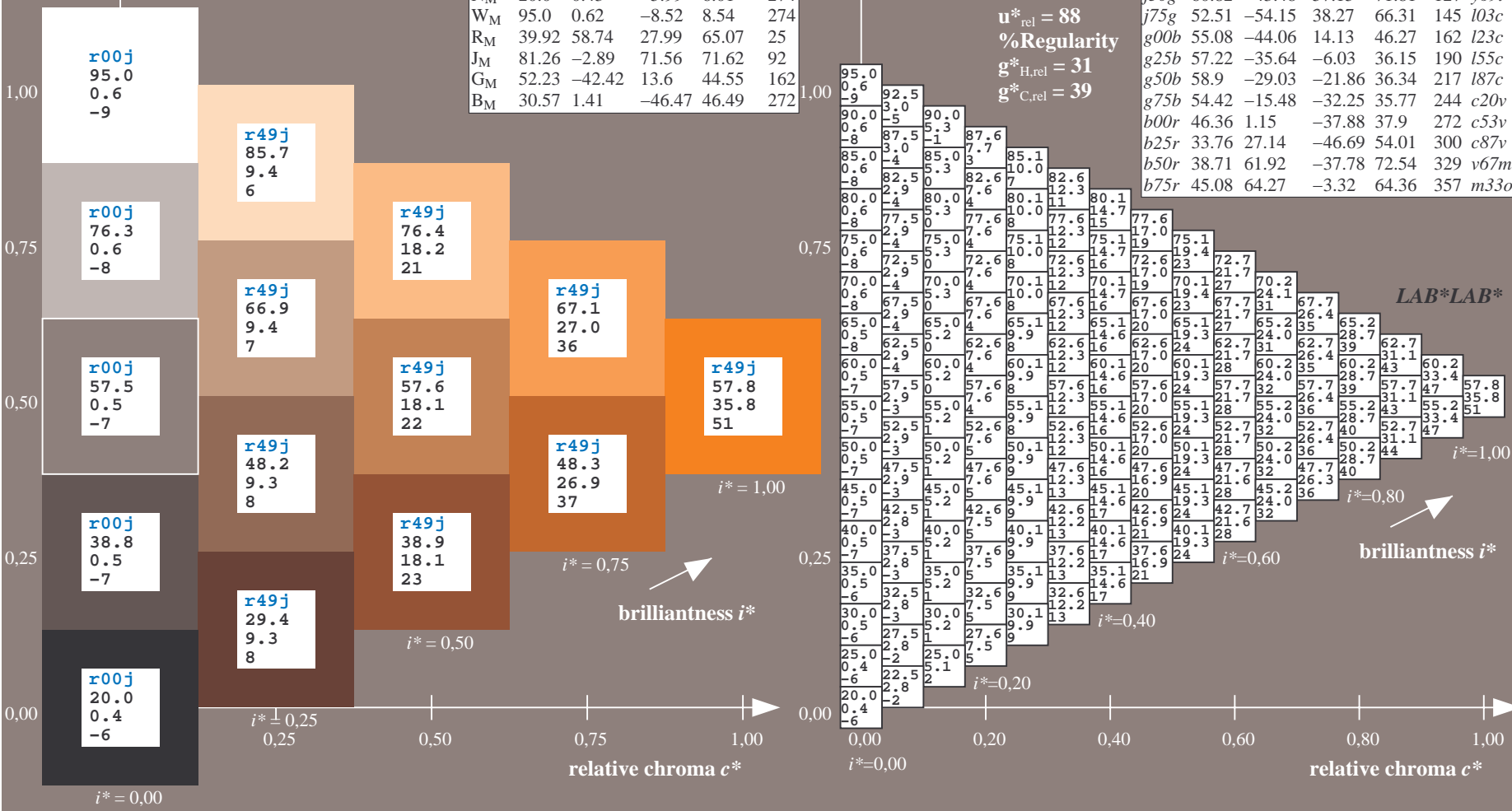
Data for maximum colour (Ma):

$LAB^*LAB^*_{Ma}$: 58 35 58
 $LAB^*LCH^*_{Ma}$: 58 68 58
 $lab^*rgb^*_{Ma}$: 1.0 0.5 0.0
 $lab^*olv^*_{Ma}$: 1.0 0.4 0.0

triangle lightness t^*

%Gamut
 $u^*_{rel} = 88$
 %Regularity
 $g^*_{H,rel} = 31$
 $g^*_{C,rel} = 39$

FRS12_95a; adapted (a) CIELAB data							
u^*_e	$L^*=L^*_a$	a^*_a	b^*_a	$C^*_{ab,a}$	$h^*_{ab,a}$	u^*_d	
r00j	44.18	56.95	27.14	63.08	25	m81o	
r25j	47.38	49.13	44.53	66.31	42	o10y	
r50j	57.76	35.24	58.41	68.22	59	o40y	
r75j	69.81	19.13	74.52	76.94	76	o69y	
j00g	87.06	-3.94	97.58	97.66	92	o98y	
j25g	72.25	-26.89	74.73	79.42	110	y34l	
j50g	60.82	-43.48	57.15	71.81	127	y69l	
r50j	52.51	-54.15	38.27	66.31	145	l03c	
g00b	55.08	-44.06	14.13	46.27	162	l23c	
g25b	57.22	-35.64	-6.03	36.15	190	l55c	
g50b	58.9	-29.03	-21.86	36.34	217	l87c	
g75b	54.42	-15.48	-32.25	35.77	242	c20v	
b00r	46.36	1.15	-37.88	37.9	274	c53v	
b25r	33.76	27.14	-46.69	54.01	300	c87v	
b50r	38.71	61.92	-37.78	72.54	329	v67m	
b75r	45.08	64.27	-3.32	64.36	357	m33o	

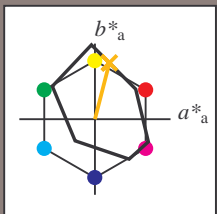


See for similar files: <http://www.ps.bam.de/Fe65/>; www.ps.bam.de/Fe65/; www.ps.bam.de/Fe65/
 Technical information: <http://www.ps.bam.de> Version 2.1, io=1,1, ColSpx=0

BAM registration: 20081001-Fe65/10L/L65e00NP.PDF/ .PS BAM material: code=rh4ta
 application for evaluation and measurement of printer or monitor systems

Input and output: Colorimetric Printer Reflective System FRS12_95a, L*=20_95 for relative CIELAB hue $h^* = lab^*h^* = h_{ab}/360 = 0.21$
 data for any colour:
 lab^*tch^* and lab^*icu^*

Hue texts:
 $u^*_e = r75j$ $u^*_d = o69y$
 contrast reduction factor:
 $c_R = 0.9$
 triangle lightness t^*



FRS12_95; CIELAB data						
u^*_e	$L^*=L^*_a$	a^*	b^*	C^*_{ab}	h^*_{ab}	
O _M	43.8	54.41	32.95	63.61	31	
Y _M	87.58	-4.04	90.02	90.11	93	
L _M	51.95	-55.83	36.46	66.68	147	
C _M	59.62	-25.67	-35.94	44.17	234	
V _M	25.01	45.64	-58.96	74.57	308	
M _M	45.88	71.17	-36.79	80.12	333	
N _M	20.0	0.43	-5.99	6.01	274	
W _M	95.0	0.62	-8.52	8.54	274	
R _M	39.92	58.74	27.99	65.07	25	
J _M	81.26	-2.89	71.56	71.62	92	
G _M	52.23	-42.42	13.6	44.55	162	
B _M	30.57	1.41	-46.47	46.49	272	

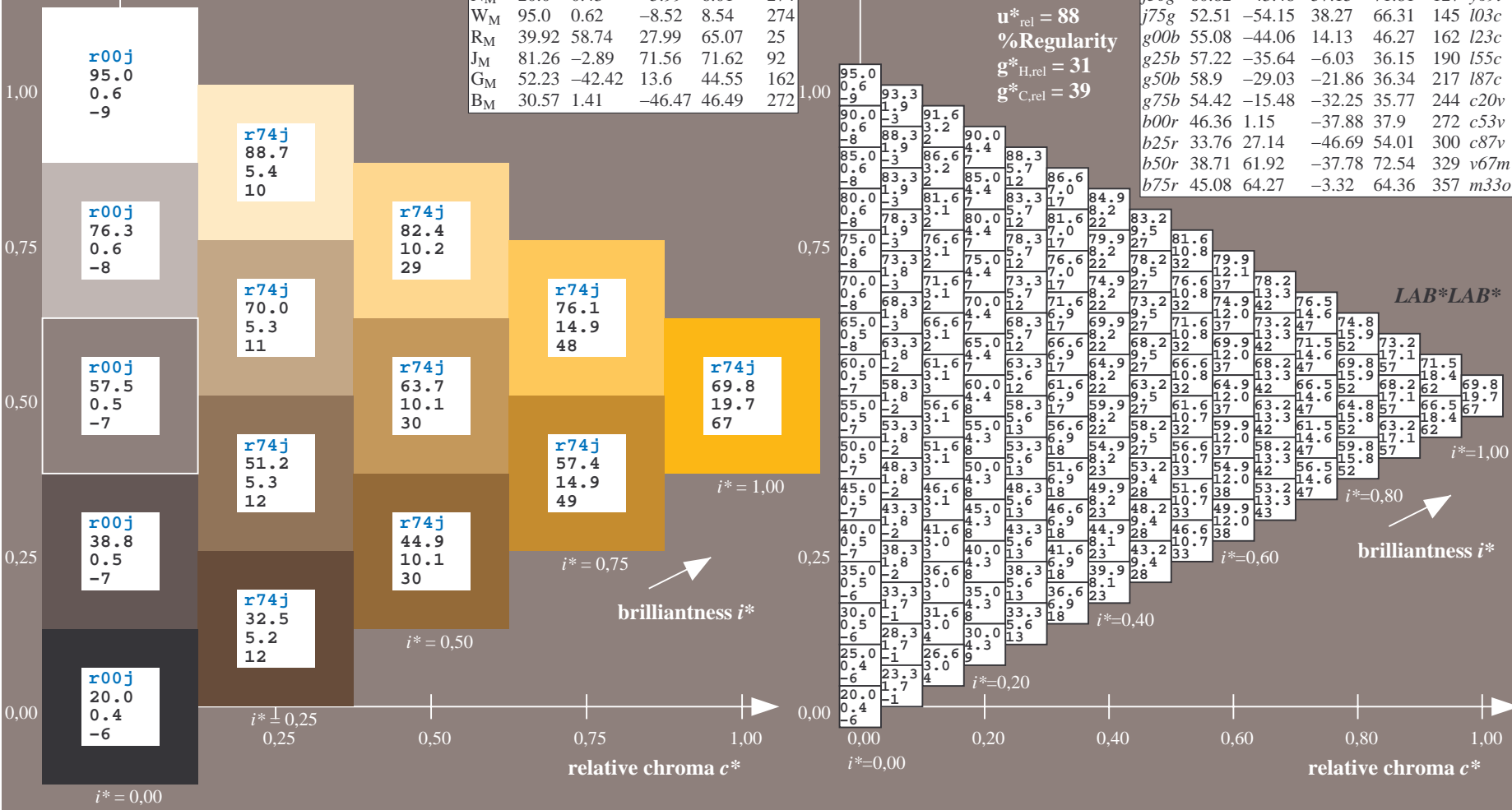
Data for maximum colour (Ma):

$LAB^*LAB^*_{Ma}: 70\ 19\ 75$
 $LAB^*LCH^*_{Ma}: 70\ 77\ 75$
 $lab^*rgb^*_{Ma}: 1.0\ 0.75\ 0.0$
 $lab^*olv^*_{Ma}: 1.0\ 0.7\ 0.0$

triangle lightness t^*

%Gamut
 $u^*_{rel} = 88$
 %Regularity
 $g^*_{H,rel} = 31$
 $g^*_{C,rel} = 39$

FRS12_95a; adapted (a) CIELAB data							
u^*_e	$L^*=L^*_a$	a^*_a	b^*_a	$C^*_{ab,a}$	$h^*_{ab,a}$	u^*_d	
r00j	44.18	56.95	27.14	63.08	25	m81o	
r25j	47.38	49.13	44.53	66.31	42	o10y	
r50j	57.76	35.24	58.41	68.22	59	o40y	
r75j	69.81	19.13	74.52	76.94	76	o69y	
j00g	87.06	-3.94	97.58	97.66	92	o98y	
j25g	72.25	-26.89	74.73	79.42	110	y34l	
j50g	60.82	-43.48	57.15	71.81	127	y69l	
j75g	52.51	-54.15	38.27	66.31	145	l03c	
g00b	55.08	-44.06	14.13	46.27	162	l23c	
g25b	57.22	-35.64	-6.03	36.15	190	l55c	
g50b	58.9	-29.03	-21.86	36.34	217	l87c	
g75b	54.42	-15.48	-32.25	35.77	244	c20v	
b00r	46.36	1.15	-37.88	37.9	272	c53v	
b25r	33.76	27.14	-46.69	54.01	300	c87v	
b50r	38.71	61.92	-37.78	72.54	329	v67m	
b75r	45.08	64.27	-3.32	64.36	357	m33o	

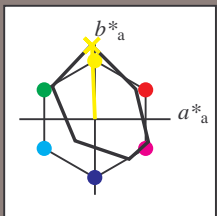


See for similar files: <http://www.ps.bam.de/Fe65/>; <http://www.ps.bam.de/Version 2.1, io=1,1, ColSpx=0>

BAM registration: 20081001-Fe65/10L/L65e00NP.PDF/ .PS BAM material: code=rhadata
 application for evaluation and measurement of printer or monitor systems

Input and output: Colorimetric Printer Reflective System FRS12_95a, L*=20_95 for relative CIELAB hue $h^* = lab^*h^* = h_{ab}/360 = 0.256$
 data for any colour:
 lab^*tch^* and lab^*icu^*

Hue texts:
 $u^*_e = j00g$ $u^*_d = o98y$
 contrast reduction factor:
 $c_R = 0.9$
 triangle lightness t^*



FRS12_95; CIELAB data						
u^*_e	$L^*=L^*$	a^*	b^*	C^*_{ab}	h^*_{ab}	
O _M	43.8	54.41	32.95	63.61	31	
Y _M	87.58	-4.04	90.02	90.11	93	
L _M	51.95	-55.83	36.46	66.68	147	
C _M	59.62	-25.67	-35.94	44.17	234	
V _M	25.01	45.64	-58.96	74.57	308	
M _M	45.88	71.17	-36.79	80.12	333	
N _M	20.0	0.43	-5.99	6.01	274	
W _M	95.0	0.62	-8.52	8.54	274	
R _M	39.92	58.74	27.99	65.07	25	
J _M	81.26	-2.89	71.56	71.62	92	
G _M	52.23	-42.42	13.6	44.55	162	
B _M	30.57	1.41	-46.47	46.49	272	

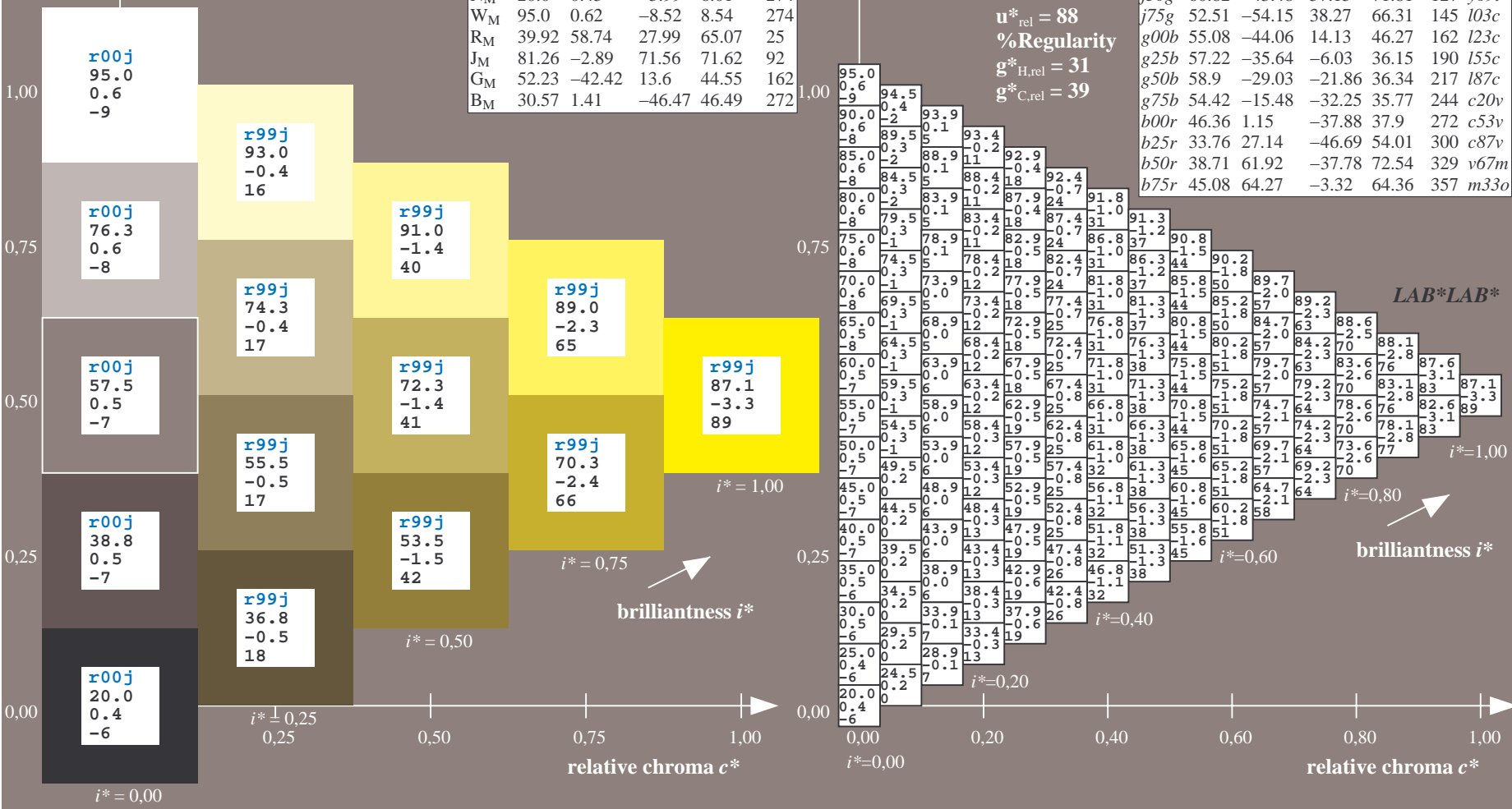
Data for maximum colour (Ma):

$LAB^*LAB^*_{Ma}: 87 -4 98$
 $LAB^*LCH^*_{Ma}: 87 98 92$
 $lab^*rgb^*_{Ma}: 1.0 1.0 0.0$
 $lab^*olv^*_{Ma}: 1.0 0.99 0.0$

triangle lightness t^*

%Gamut
 $u^*_{rel} = 88$
 %Regularity
 $g^*_{H,rel} = 31$
 $g^*_{C,rel} = 39$

FRS12_95a; adapted (a) CIELAB data							
u^*_e	$L^*=L^*_a$	a^*_a	b^*_a	$C^*_{ab,a}$	$h^*_{ab,a}$	u^*_d	
r00j	44.18	56.95	27.14	63.08	25	m81o	
r25j	47.38	49.13	44.53	66.31	42	o10y	
r50j	57.76	35.24	58.41	68.22	59	o40y	
r75j	69.81	19.13	74.52	76.94	76	o69y	
j00g	87.06	-3.94	97.58	97.66	92	o98y	
j25g	72.25	-26.89	74.73	79.42	110	y34l	
j50g	60.82	-43.48	57.15	71.81	127	y69l	
j75g	52.51	-54.15	38.27	66.31	145	l03c	
g00b	55.08	-44.06	14.13	46.27	162	l23c	
g25b	57.22	-35.64	-6.03	36.15	190	l55c	
g50b	58.9	-29.03	-21.86	36.34	217	l87c	
g75b	54.42	-15.48	-32.25	35.77	242	c20v	
b00r	46.36	1.15	-37.88	37.9	274	c53v	
b25r	33.76	27.14	-46.69	54.01	300	c87v	
b50r	38.71	61.92	-37.78	72.54	329	v67m	
b75r	45.08	64.27	-3.32	64.36	357	m33o	

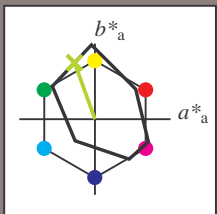


See for similar files: <http://www.ps.bam.de/Fe65/>; [www.ps.bam.de/Version 2.1, io=1,1, Colspx=0](http://www.ps.bam.de/Version2.1,io=1,1,Colspx=0)
 Technical information: <http://www.ps.bam.de>

BAM registration: 20081001-Fe65/10L/L65e00NP.PDF/ .PS BAM material: code=rhadata
 application for evaluation and measurement of printer or monitor systems

Input and output: Colorimetric Printer Reflective System FRS12_95a, L*=20_95 for relative CIELAB hue $h^* = lab^*h^* = h_{ab}/360 = 0.305$
 data for any colour:
 lab^*tch^* and lab^*icu^*

Hue texts:
 $u^*_e = j25g$ $u^*_d = y34l$
 contrast reduction factor:
 $c_R = 0.9$
 triangle lightness t^*



FRS12_95; CIELAB data						
u^*_e	$L^*=L^*$	a^*	b^*	C^*_{ab}	h^*_{ab}	
O _M	43.8	54.41	32.95	63.61	31	
Y _M	87.58	-4.04	90.02	90.11	93	
L _M	51.95	-55.83	36.46	66.68	147	
C _M	59.62	-25.67	-35.94	44.17	234	
V _M	25.01	45.64	-58.96	74.57	308	
M _M	45.88	71.17	-36.79	80.12	333	
N _M	20.0	0.43	-5.99	6.01	274	
W _M	95.0	0.62	-8.52	8.54	274	
R _M	39.92	58.74	27.99	65.07	25	
J _M	81.26	-2.89	71.56	71.62	92	
G _M	52.23	-42.42	13.6	44.55	162	
B _M	30.57	1.41	-46.47	46.49	272	

Data for maximum colour (Ma):

$LAB^*LAB^*_{Ma}: 72 -27 75$

$LAB^*LCH^*_{Ma}: 72 79 109$

$lab^*rgb^*_{Ma}: 0.75 1.0 0.0$

$lab^*olv^*_{Ma}: 0.66 1.0 0.0$

triangle lightness t^*

%Gamut

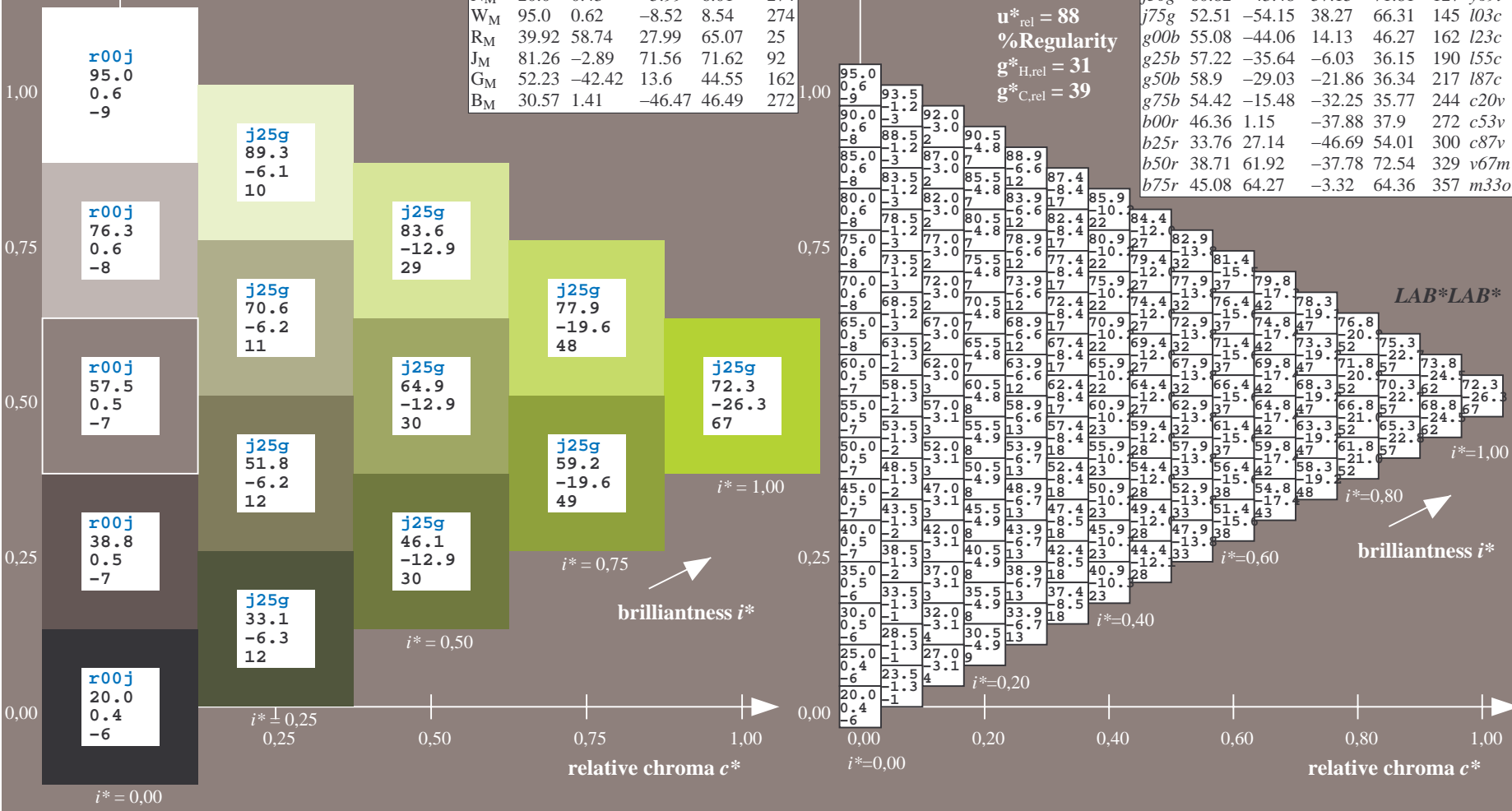
$u^*_{rel} = 88$

%Regularity

$g^*_{H,rel} = 31$

$g^*_{C,rel} = 39$

FRS12_95a; adapted (a) CIELAB data							
u^*_e	$L^*=L^*_a$	a^*_a	b^*_a	$C^*_{ab,a}$	$h^*_{ab,a}$	u^*_d	
r00j	44.18	56.95	27.14	63.08	25	m81o	
r25j	47.38	49.13	44.53	66.31	42	o10y	
r50j	57.76	35.24	58.41	68.22	59	o40y	
r75j	69.81	19.13	74.52	76.94	76	o69y	
j00g	87.06	-3.94	97.58	97.66	92	o98y	
j25g	72.25	-26.89	74.73	79.42	110	y34l	
j50g	60.82	-43.48	57.15	71.81	127	y69l	
j75g	52.51	-54.15	38.27	66.31	145	l03c	
g00b	55.08	-44.06	14.13	46.27	162	l23c	
g25b	57.22	-35.64	-6.03	36.15	190	l55c	
g50b	58.9	-29.03	-21.86	36.34	217	l87c	
g75b	54.42	-15.48	-32.25	35.77	242	c20v	
b00r	46.36	1.15	-37.88	37.9	277	c53v	
b25r	33.76	27.14	-46.69	54.01	300	c87v	
b50r	38.71	61.92	-37.78	72.54	329	v67m	
b75r	45.08	64.27	-3.32	64.36	357	m33o	

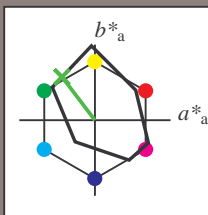


See for similar files: <http://www.ps.bam.de/Fe65/>; <http://www.ps.bam.de/Version 2.1, io=1, ColSpX=0>

BAM registration: 20081001-Fe65/10L/L65e00NP.PDF/ .PS BAM material: code=rhadata
 application for evaluation and measurement of printer or monitor systems

Input and output: Colorimetric Printer Reflective System FRS12_95a, L*=20_95 for relative CIELAB hue $h^* = lab^*h^* = h_{ab}/360 = 0.354$

data for any colour:
 lab^*tch^* and lab^*icu^*
 Hue texts:
 $u^*_e = j50g$ $u^*_d = y69l$
 contrast reduction factor:
 $c_R = 0.9$
 triangle lightness t^*



FRS12_95; CIELAB data

	u^*_e	$L^*=L^*_a$	a^*	b^*	C^*_{ab}	h^*_{ab}
O _M	43.8	54.41	32.95	63.61	63.61	31
Y _M	87.58	-4.04	90.02	90.11	90.11	93
L _M	51.95	-55.83	36.46	66.68	66.68	147
C _M	59.62	-25.67	-35.94	44.17	44.17	234
V _M	25.01	45.64	-58.96	74.57	74.57	308
M _M	45.88	71.17	-36.79	80.12	80.12	333
N _M	20.0	0.43	-5.99	6.01	6.01	274
W _M	95.0	0.62	-8.52	8.54	8.54	274
R _M	39.92	58.74	27.99	65.07	65.07	25
J _M	81.26	-2.89	71.56	71.62	71.62	92
G _M	52.23	-42.42	13.6	44.55	44.55	162
B _M	30.57	1.41	-46.47	46.49	46.49	272

Data for maximum colour (Ma):

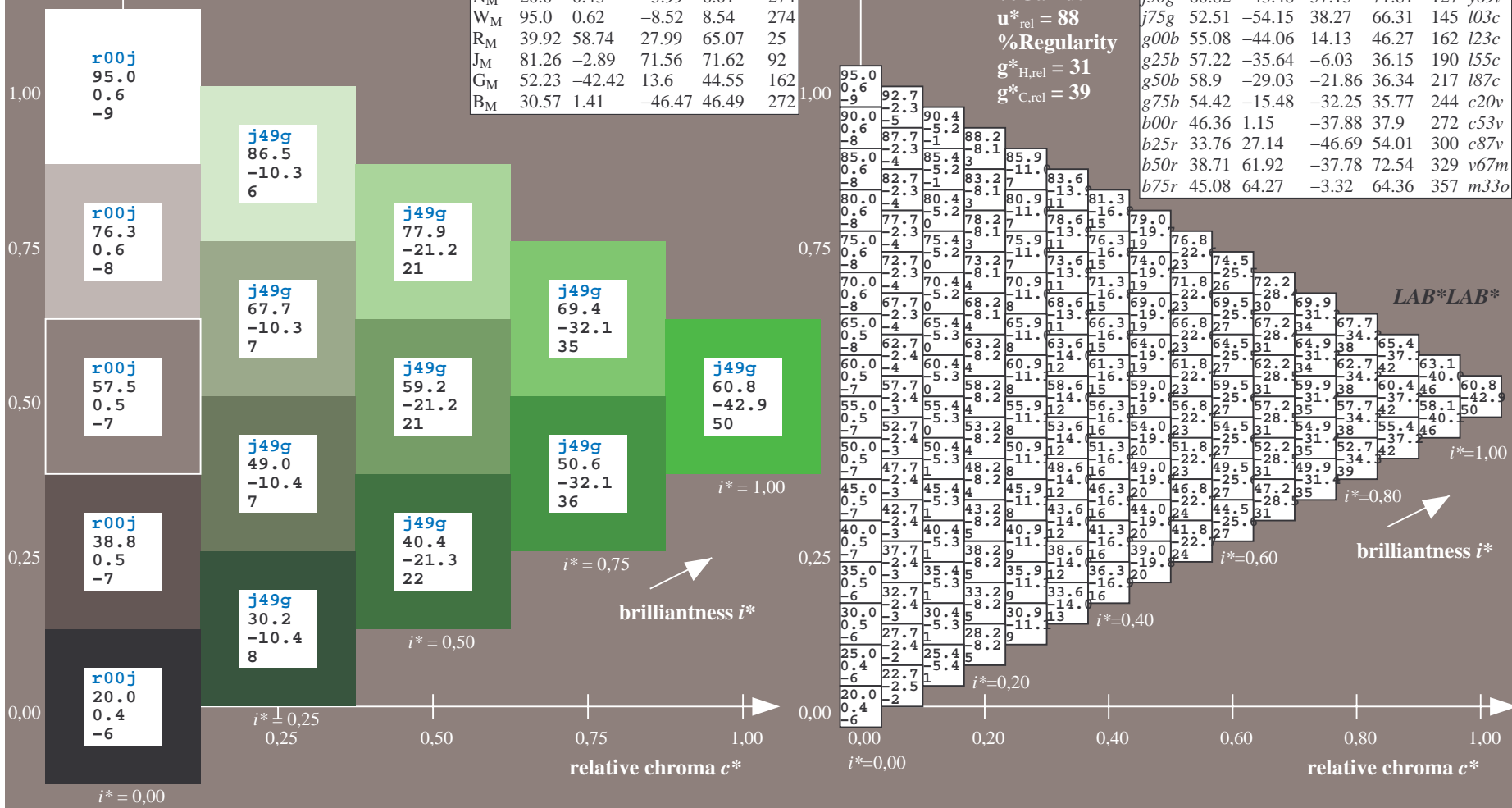
$LAB^*LAB^*_{Ma}$: 61 -43 57
 $LAB^*LCH^*_{Ma}$: 61 72 127
 $lab^*rgb^*_{Ma}$: 0.5 1.0 0.0
 $lab^*olv^*_{Ma}$: 0.3 1.0 0.0

FRS12_95a; adapted (a) CIELAB data

	u^*_e	$L^*=L^*_a$	a^*_a	b^*_a	$C^*_{ab,a}$	$h^*_{ab,a}$	u^*_d
r00j	44.18	56.95	27.14	63.08	25	m81o	
r25j	47.38	49.13	44.53	66.31	42	o10y	
r50j	57.76	35.24	58.41	68.22	59	o40y	
r75j	69.81	19.13	74.52	76.94	76	o69y	
j00g	87.06	-3.94	97.58	97.66	92	o98y	
j25g	72.25	-26.89	74.73	79.42	110	y34l	
j50g	60.82	-43.48	57.15	71.81	127	y69l	
j75g	52.51	-54.15	38.27	66.31	145	l03c	
g00b	55.08	-44.06	14.13	46.27	162	l23c	
g25b	57.22	-35.64	-6.03	36.15	190	l55c	
g50b	58.9	-29.03	-21.86	36.34	217	l87c	
g75b	54.42	-15.48	-32.25	35.77	244	c20v	
b00r	46.36	1.15	-37.88	37.9	272	c53v	
b25r	33.76	27.14	-46.69	54.01	300	c87v	
b50r	38.71	61.92	-37.78	72.54	329	v67m	
b75r	45.08	64.27	-3.32	64.36	357	m33o	

triangle lightness t^*

%Gamut
 $u^*_{rel} = 88$
 %Regularity
 $g^*_{H,rel} = 31$
 $g^*_{C,rel} = 39$

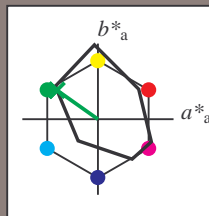


See for similar files: <http://www.ps.bam.de/Fe65/>; [www.ps.bam.de/Version 2.1, io=1, ColSpX=0](http://www.ps.bam.de/Version2.1,io=1,ColSpX=0)
 Technical information: <http://www.ps.bam.de>

BAM registration: 20081001-Fe65/10L/L65e00NP.PDF/ .PS BAM material: code=rhadata
 application for evaluation and measurement of printer or monitor systems

Input and output: Colorimetric Printer Reflective System FRS12_95a, L*=20_95 for relative CIELAB hue $h^* = lab^*h^* = h_{ab}/360 = 0.402$
 data for any colour:
 lab^*tch^* and lab^*icu^*

Hue texts:
 $u^*_e = j75g$ $u^*_d = i03c$
 contrast reduction factor:
 $c_R = 0.9$
 triangle lightness t^*



FRS12_95; CIELAB data						
u^*_e	$L^*=L^*$	a^*	b^*	C^*_{ab}	h^*_{ab}	
O _M	43.8	54.41	32.95	63.61	31	
Y _M	87.58	-4.04	90.02	90.11	93	
L _M	51.95	-55.83	36.46	66.68	147	
C _M	59.62	-25.67	-35.94	44.17	234	
V _M	25.01	45.64	-58.96	74.57	308	
M _M	45.88	71.17	-36.79	80.12	333	
N _M	20.0	0.43	-5.99	6.01	274	
W _M	95.0	0.62	-8.52	8.54	274	
R _M	39.92	58.74	27.99	65.07	25	
J _M	81.26	-2.89	71.56	71.62	92	
G _M	52.23	-42.42	13.6	44.55	162	
B _M	30.57	1.41	-46.47	46.49	272	

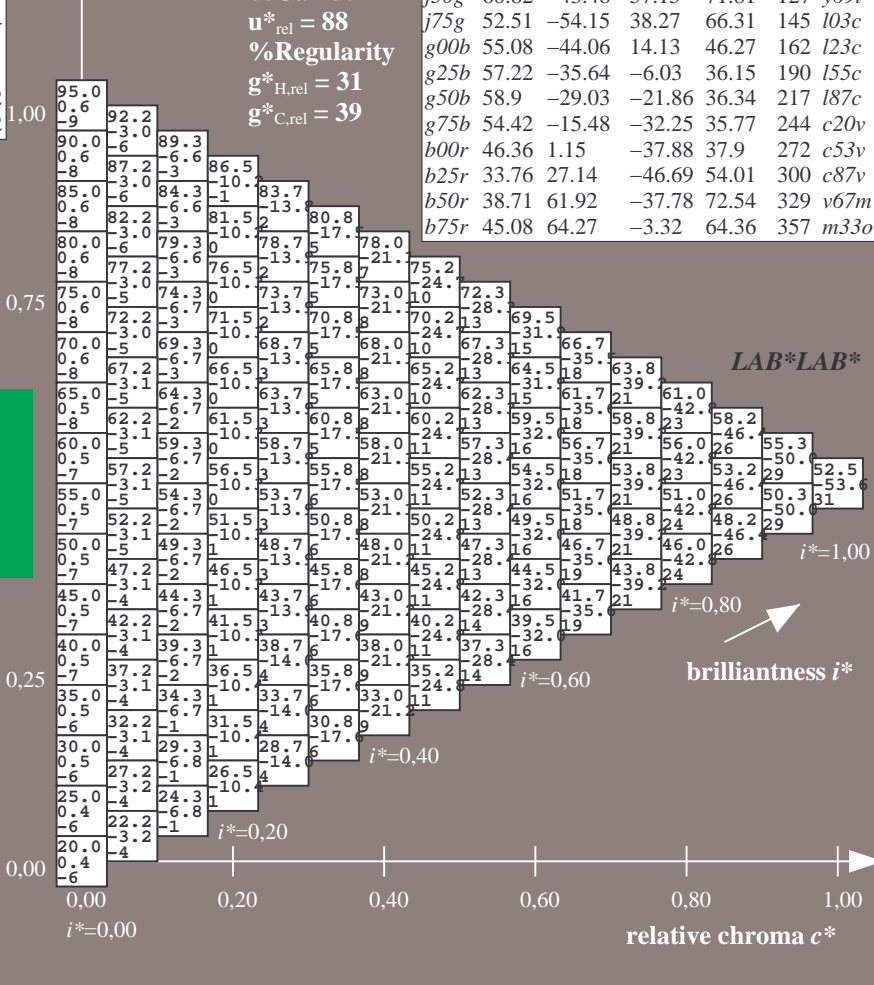
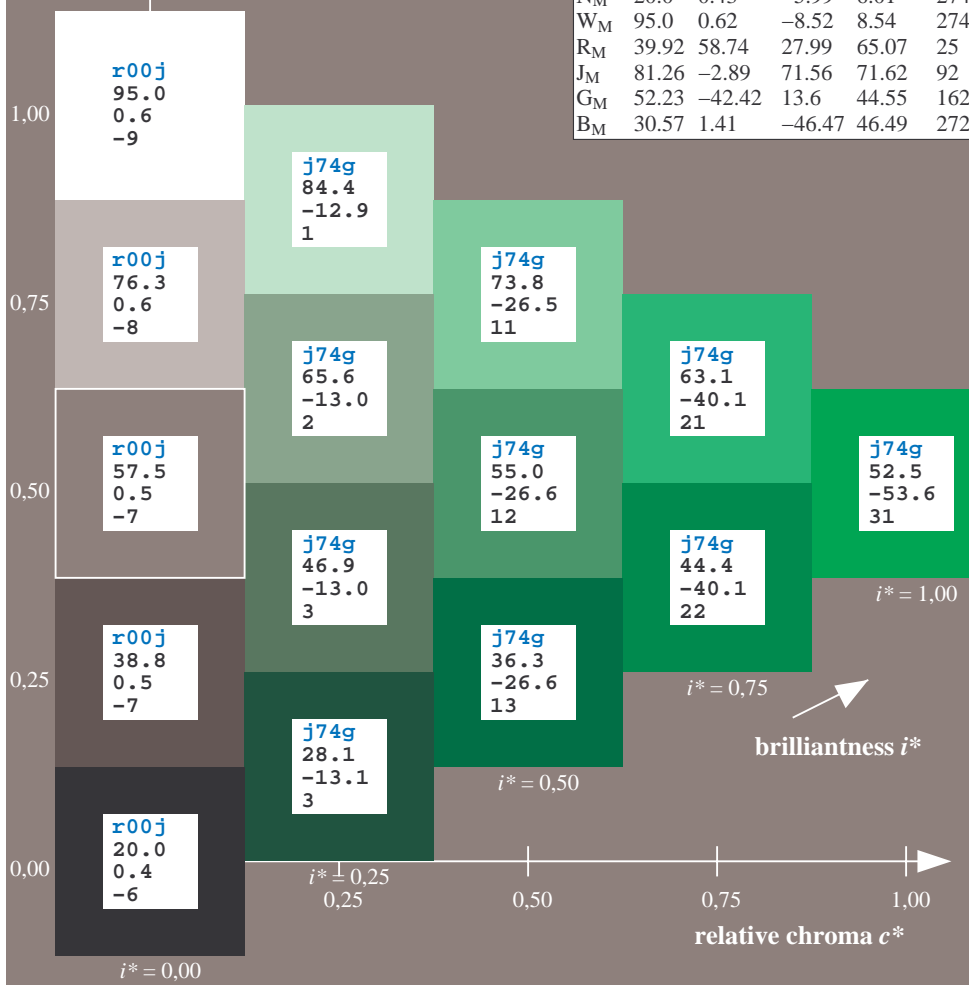
Data for maximum colour (Ma):

$LAB^*LAB^*_{Ma}$: 53 -54 38
 $LAB^*LCH^*_{Ma}$: 53 66 144
 $lab^*rgb^*_{Ma}$: 0.25 1.0 0.0
 $lab^*olv^*_{Ma}$: 0.0 1.0 0.03

FRS12_95a; adapted (a) CIELAB data							
u^*_e	$L^*=L^*_a$	a^*_a	b^*_a	$C^*_{ab,a}$	$h^*_{ab,a}$	u^*_d	
r00j	44.18	56.95	27.14	63.08	25	m81o	
r25j	47.38	49.13	44.53	66.31	42	o10y	
r50j	57.76	35.24	58.41	68.22	59	o40y	
r75j	69.81	19.13	74.52	76.94	76	o69y	
j00g	87.06	-3.94	97.58	97.66	92	o98y	
j25g	72.25	-26.89	74.73	79.42	110	y34l	
j50g	60.82	-43.48	57.15	71.81	127	y69l	
j75g	52.51	-54.15	38.27	66.31	145	i03c	
g00b	55.08	-44.06	14.13	46.27	162	i23c	
g25b	57.22	-35.64	-6.03	36.15	190	i55c	
g50b	58.9	-29.03	-21.86	36.34	217	i87c	
g75b	54.42	-15.48	-32.25	35.77	244	c20v	
b00r	46.36	1.15	-37.88	37.9	272	c53v	
b25r	33.76	27.14	-46.69	54.01	300	c87v	
b50r	38.71	61.92	-37.78	72.54	329	v67m	
b75r	45.08	64.27	-3.32	64.36	357	m33o	

triangle lightness t^*

%Gamut
 $u^*_{rel} = 88$
 %Regularity
 $g^*_{H,rel} = 31$
 $g^*_{C,rel} = 39$

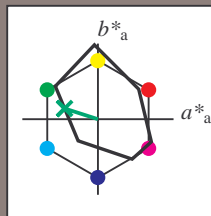


See for similar files: <http://www.ps.bam.de/Fe65/>; www.ps.bam.de/Fe.HTM
 Technical information: <http://www.ps.bam.de> Version 2.1, io=1,1, ColSpx=0

BAM registration: 20081001-Fe65/10L/L65e00NP.PDF/ .PS BAM material: code=rhadata
 application for evaluation and measurement of printer or monitor systems

Input and output: Colorimetric Printer Reflective System FRS12_95a, L*=20_95 for relative CIELAB hue $h^* = lab^*h^* = h_{ab}/360 = 0.451$
 data for any colour:
 lab^*tch^* and lab^*icu^*

Hue texts:
 $u^*_e = g00b$ $u^*_d = l23c$
 contrast reduction factor:
 $c_R = 0.9$
 triangle lightness t^*



FRS12_95; CIELAB data

u^*_e	$L^*=L^*$	a^*	b^*	C^*_{ab}	h^*_{ab}
O _M	43.8	54.41	32.95	63.61	31
Y _M	87.58	-4.04	90.02	90.11	93
L _M	51.95	-55.83	36.46	66.68	147
C _M	59.62	-25.67	-35.94	44.17	234
V _M	25.01	45.64	-58.96	74.57	308
M _M	45.88	71.17	-36.79	80.12	333
N _M	20.0	0.43	-5.99	6.01	274
W _M	95.0	0.62	-8.52	8.54	274
R _M	39.92	58.74	27.99	65.07	25
J _M	81.26	-2.89	71.56	71.62	92
G _M	52.23	-42.42	13.6	44.55	162
B _M	30.57	1.41	-46.47	46.49	272

Data for maximum colour (Ma):

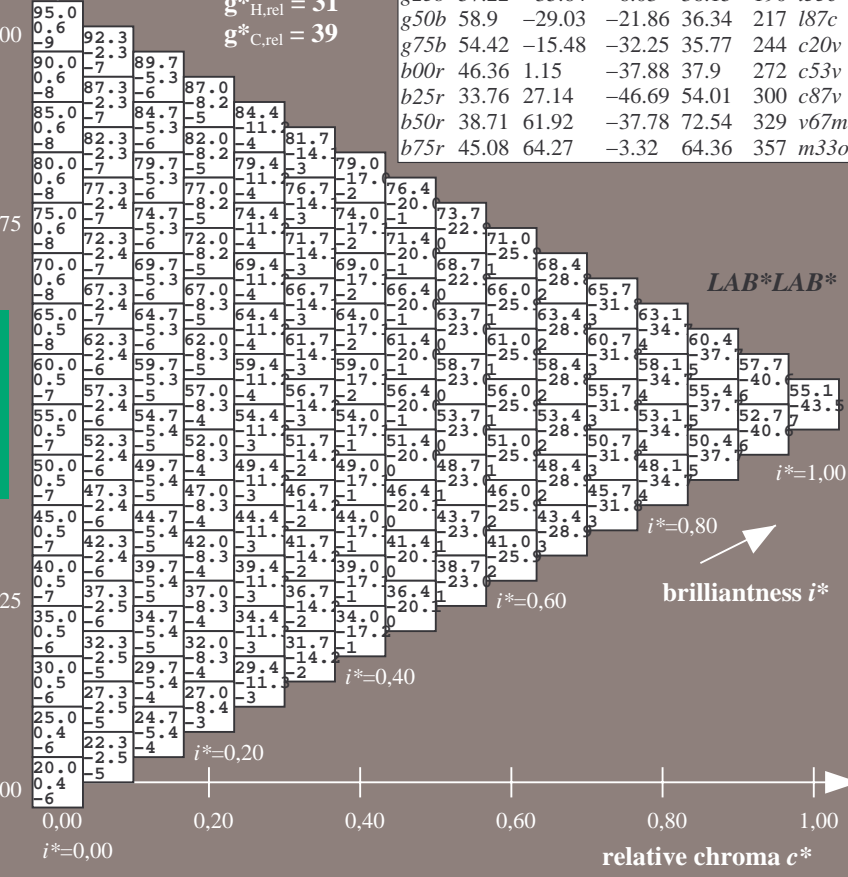
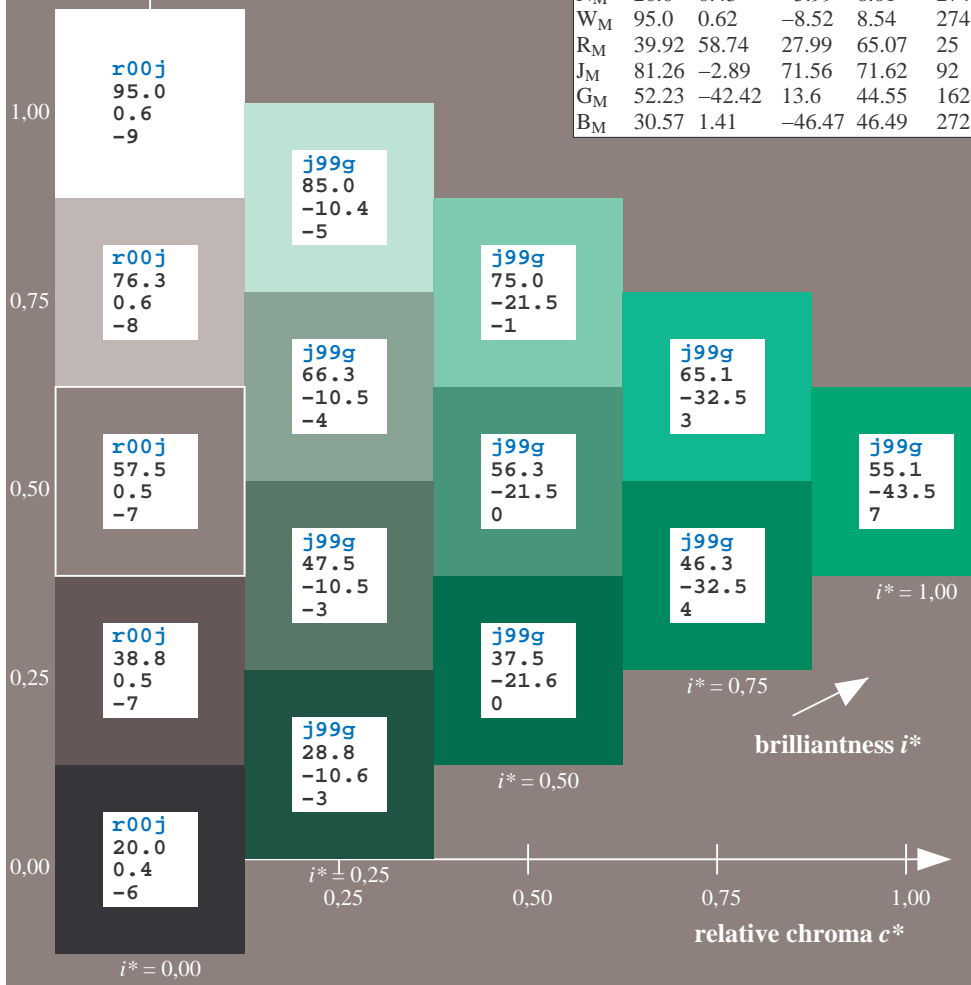
$LAB^*LAB^*_{Ma}: 55 -44 14$
 $LAB^*LCH^*_{Ma}: 55 46 162$
 $lab^*rgb^*_{Ma}: 0.0 1.0 0.0$
 $lab^*olv^*_{Ma}: 0.0 1.0 0.23$

FRS12_95a; adapted (a) CIELAB data

u^*_e	$L^*=L^*_a$	a^*_a	b^*_a	$C^*_{ab,a}$	$h^*_{ab,a}$	u^*_d
r00j	44.18	56.95	27.14	63.08	25	m81o
r25j	47.38	49.13	44.53	66.31	42	o10y
r50j	57.76	35.24	58.41	68.22	59	o40y
r75j	69.81	19.13	74.52	76.94	76	o69y
j00g	87.06	-3.94	97.58	97.66	92	o98y
j25g	72.25	-26.89	74.73	79.42	110	y34l
j50g	60.82	-43.48	57.15	71.81	127	y69l
j75g	52.51	-54.15	38.27	66.31	145	l03c
g00b	55.08	-44.06	14.13	46.27	162	l23c
g25b	57.22	-35.64	-6.03	36.15	190	l55c
g50b	58.9	-29.03	-21.86	36.34	217	l87c
g75b	54.42	-15.48	-32.25	35.77	244	c20v
b00r	46.36	1.15	-37.88	37.9	272	c53v
b25r	33.76	27.14	-46.69	54.01	300	c87v
b50r	38.71	61.92	-37.78	72.54	329	v67m
b75r	45.08	64.27	-3.32	64.36	357	m33o

triangle lightness t^*

%Gamut
 $u^*_{rel} = 88$
 %Regularity
 $g^*_{H,rel} = 31$
 $g^*_{C,rel} = 39$

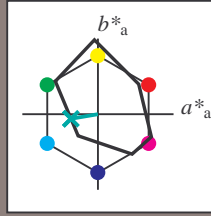


See for similar files: <http://www.ps.bam.de/Fe65/>; <http://www.ps.bam.de/Version2.1,io=1,1,Colspx=0>

BAM registration: 20081001-Fe65/10L/L65e00NP.PDF/ .PS BAM material: code=rhadata
 application for evaluation and measurement of printer or monitor systems

Input and output: Colorimetric Printer Reflective System FRS12_95a, L*=20_95 for relative CIELAB hue $h^* = lab^*h^* = h_{ab}^*/360 = 0.527$
 data for any colour:
 lab^*tch^* and lab^*icu^*

Hue texts:
 $u^*_e = g25b$ $u^*_d = l55c$
 contrast reduction factor:
 $c_R = 0.9$
 triangle lightness t^*



FRS12_95; CIELAB data

	u^*_e	$L^*=L^*$	a^*	b^*	C^*_{ab}	h^*_{ab}
O _M	43.8	54.41	32.95	63.61	63.61	31
Y _M	87.58	-4.04	90.02	90.11	90.11	93
L _M	51.95	-55.83	36.46	66.68	66.68	147
C _M	59.62	-25.67	-35.94	44.17	44.17	234
V _M	25.01	45.64	-58.96	74.57	74.57	308
M _M	45.88	71.17	-36.79	80.12	80.12	333
N _M	20.0	0.43	-5.99	6.01	6.01	274
W _M	95.0	0.62	-8.52	8.54	8.54	274
R _M	39.92	58.74	27.99	65.07	65.07	25
J _M	81.26	-2.89	71.56	71.62	71.62	92
G _M	52.23	-42.42	13.6	44.55	44.55	162
B _M	30.57	1.41	-46.47	46.49	46.49	272

Data for maximum colour (Ma):

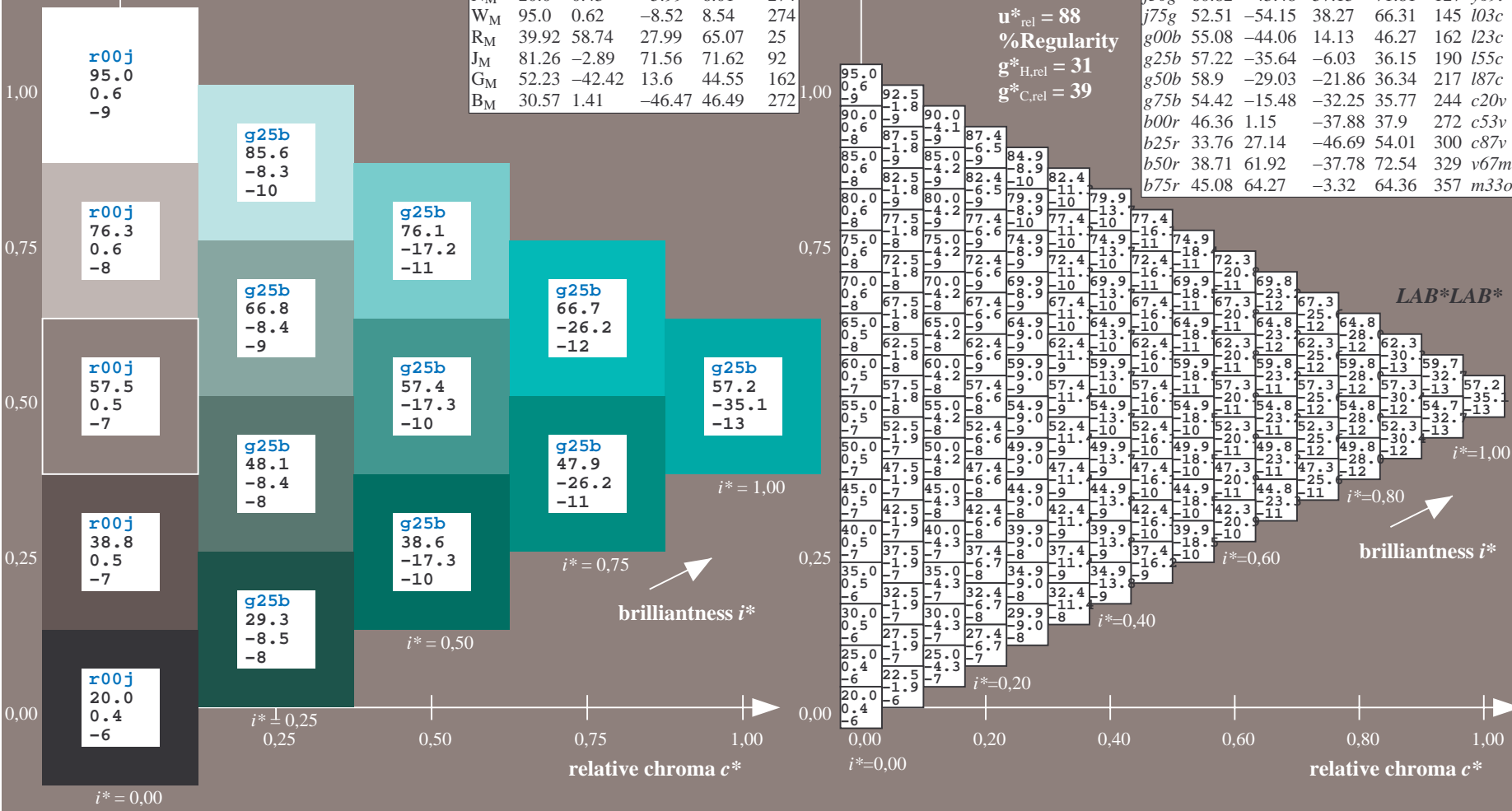
$LAB^*LAB^*_{Ma}: 57 -36 -6$
 $LAB^*LCH^*_{Ma}: 57 36 189$
 $lab^*rgb^*_{Ma}: 0.0 1.0 0.5$
 $lab^*olv^*_{Ma}: 0.0 1.0 0.55$

FRS12_95a; adapted (a) CIELAB data

	u^*_e	$L^*=L^*_a$	a^*_a	b^*_a	$C^*_{ab,a}$	$h^*_{ab,a}$	u^*_d
r00j	44.18	56.95	27.14	63.08	63.08	25	m81o
r25j	47.38	49.13	44.53	66.31	66.31	42	o10y
r50j	57.76	35.24	58.41	68.22	68.22	59	o40y
r75j	69.81	19.13	74.52	76.94	76.94	76	o69y
j00g	87.06	-3.94	97.58	97.66	97.66	92	o98y
j25g	72.25	-26.89	74.73	79.42	79.42	110	y34l
j50g	60.82	-43.48	57.15	71.81	71.81	127	y69l
j75g	52.51	-54.15	38.27	66.31	66.31	145	l03c
g00b	55.08	-44.06	14.13	46.27	46.27	162	l23c
g25b	57.22	-35.64	-6.03	36.15	36.15	190	l55c
g50b	58.9	-29.03	-21.86	36.34	36.34	217	l87c
g75b	54.42	-15.48	-32.25	35.77	35.77	244	c20v
b00r	46.36	1.15	-37.88	37.9	37.9	272	c53v
b25r	33.76	27.14	-46.69	54.01	54.01	300	c87v
b50r	38.71	61.92	-37.78	72.54	72.54	329	v67m
b75r	45.08	64.27	-3.32	64.36	64.36	357	m33o

triangle lightness t^*

%Gamut
 $u^*_{rel} = 88$
 %Regularity
 $g^*_{H,rel} = 31$
 $g^*_{C,rel} = 39$



See for similar files: <http://www.ps.bam.de/Fe65/>; <http://www.ps.bam.de/Version2.1,io=1,1,Colspx=0>

BAM registration: 20081001-Fe65/10L/L65e00NP.PDF/ .PS
 application for evaluation and measurement of printer or monitor systems
 BAM material: code=rhadata

Input and output: Colorimetric Printer Reflective System FRS12_95a, L*=20_95 for relative CIELAB hue $h^* = lab^*h^* = h_{ab}/360 = 0.603$

data for any colour:

lab^*tch^* and lab^*icu^*

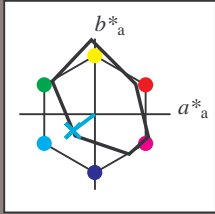
Hue texts:

$u^*_e = g50b$ $u^*_d = 187c$

contrast reduction factor:

$c_R = 0.9$

triangle lightness t^*



FRS12_95; CIELAB data						
u^*_e	$L^*=L^*$	a^*	b^*	C^*_{ab}	h^*_{ab}	
O _M	43.8	54.41	32.95	63.61	31	
Y _M	87.58	-4.04	90.02	90.11	93	
L _M	51.95	-55.83	36.46	66.68	147	
C _M	59.62	-25.67	-35.94	44.17	234	
V _M	25.01	45.64	-58.96	74.57	308	
M _M	45.88	71.17	-36.79	80.12	333	
N _M	20.0	0.43	-5.99	6.01	274	
W _M	95.0	0.62	-8.52	8.54	274	
R _M	39.92	58.74	27.99	65.07	25	
J _M	81.26	-2.89	71.56	71.62	92	
G _M	52.23	-42.42	13.6	44.55	162	
B _M	30.57	1.41	-46.47	46.49	272	

Data for maximum colour (Ma):

$LAB^*LAB^*_{Ma}: 59 -29 -22$

$LAB^*LCH^*_{Ma}: 59 36 216$

$lab^*rgb^*_{Ma}: 0.0 1.0 1.0$

$lab^*olv^*_{Ma}: 0.0 1.0 0.88$

triangle lightness t^*

%Gamut

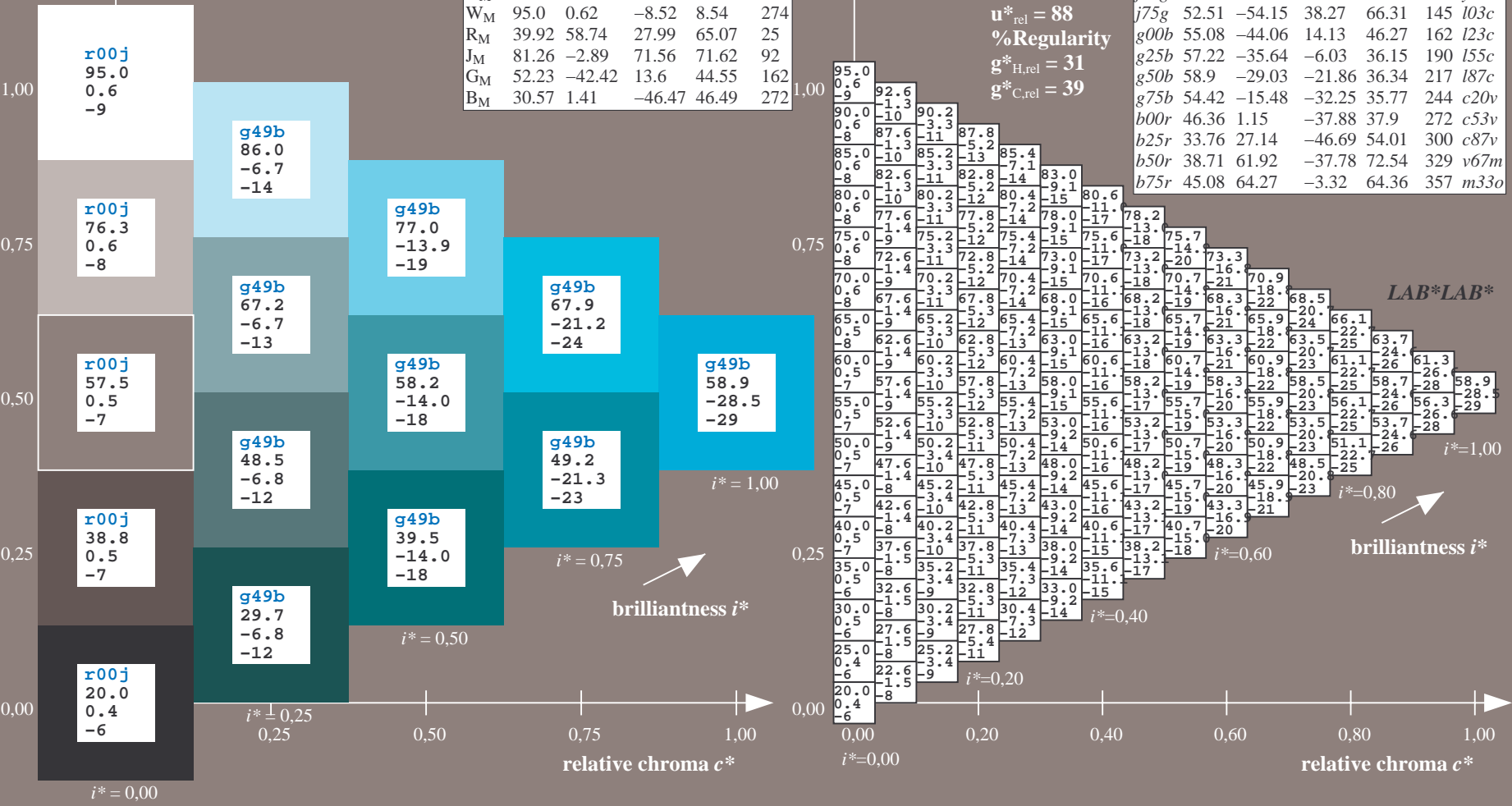
$u^*_{rel} = 88$

%Regularity

$g^*_{H,rel} = 31$

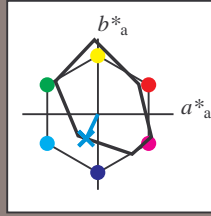
$g^*_{C,rel} = 39$

FRS12_95a; adapted (a) CIELAB data							
u^*_e	$L^*=L^*_a$	a^*_a	b^*_a	$C^*_{ab,a}$	$h^*_{ab,a}$	u^*_d	
r00j	44.18	56.95	27.14	63.08	25	m81o	
r25j	47.38	49.13	44.53	66.31	42	o10y	
r50j	57.76	35.24	58.41	68.22	59	o40y	
r75j	69.81	19.13	74.52	76.94	76	o69y	
j00g	87.06	-3.94	97.58	97.66	92	o98y	
j25g	72.25	-26.89	74.73	79.42	110	y34l	
j50g	60.82	-43.48	57.15	71.81	127	y69l	
j75g	52.51	-54.15	38.27	66.31	145	l03c	
g00b	55.08	-44.06	14.13	46.27	162	l23c	
g25b	57.22	-35.64	-6.03	36.15	190	l55c	
g50b	58.9	-29.03	-21.86	36.34	217	l87c	
g75b	54.42	-15.48	-32.25	35.77	244	c20v	
b00r	46.36	1.15	-37.88	37.9	272	c53v	
b25r	33.76	27.14	-46.69	54.01	300	c87v	
b50r	38.71	61.92	-37.78	72.54	329	v67m	
b75r	45.08	64.27	-3.32	64.36	357	m33o	



Input and output: Colorimetric Printer Reflective System FRS12_95a, L*=20_95 for relative CIELAB hue $h^* = lab^*h^* = h_{ab}/360 = 0.679$

data for any colour:
 lab^*tch^* and lab^*icu^*
 Hue texts:
 $u^*_e = g75b$ $u^*_d = c20v$
 contrast reduction factor:
 $c_R = 0.9$
 triangle lightness t^*



FRS12_95; CIELAB data

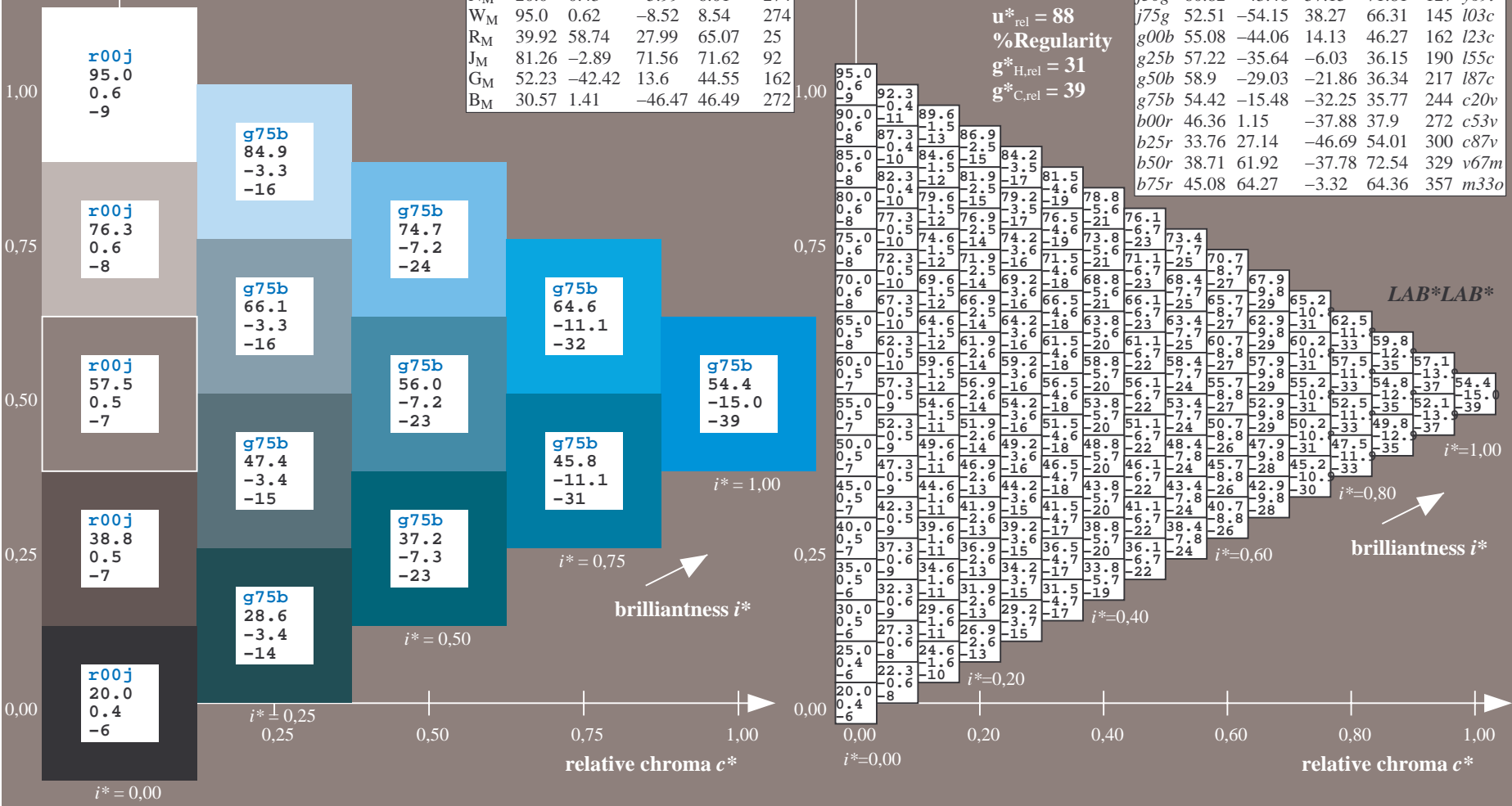
	u^*_e	$L^*=L^*$	a^*	b^*	C^*_{ab}	h^*_{ab}
O _M	43.8	54.41	32.95	63.61	63.61	31
Y _M	87.58	-4.04	90.02	90.11	90.11	93
L _M	51.95	-55.83	36.46	66.68	66.68	147
C _M	59.62	-25.67	-35.94	44.17	44.17	234
V _M	25.01	45.64	-58.96	74.57	74.57	308
M _M	45.88	71.17	-36.79	80.12	80.12	333
N _M	20.0	0.43	-5.99	6.01	6.01	274
W _M	95.0	0.62	-8.52	8.54	8.54	274
R _M	39.92	58.74	27.99	65.07	65.07	25
J _M	81.26	-2.89	71.56	71.62	71.62	92
G _M	52.23	-42.42	13.6	44.55	44.55	162
B _M	30.57	1.41	-46.47	46.49	46.49	272

Data for maximum colour (Ma):
 $LAB^*LAB^*_{Ma}: 54 \ -15 \ -32$
 $LAB^*LCH^*_{Ma}: 54 \ 36 \ 244$
 $lab^*rgb^*_{Ma}: 0.0 \ 0.5 \ 1.0$
 $lab^*olv^*_{Ma}: 0.0 \ 0.8 \ 1.0$
 triangle lightness t^*

FRS12_95a; adapted (a) CIELAB data

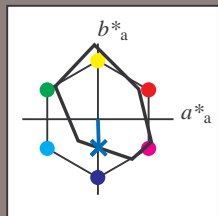
	u^*_e	$L^*=L^*_a$	a^*_a	b^*_a	$C^*_{ab,a}$	$h^*_{ab,a}$	u^*_d
r00j	44.18	56.95	27.14	63.08	25	m81o	
r25j	47.38	49.13	44.53	66.31	42	o10y	
r50j	57.76	35.24	58.41	68.22	59	o40y	
r75j	69.81	19.13	74.52	76.94	76	o69y	
j00g	87.06	-3.94	97.58	97.66	92	o98y	
j25g	72.25	-26.89	74.73	79.42	110	y34l	
j50g	60.82	-43.48	57.15	71.81	127	y69l	
j75g	52.51	-54.15	38.27	66.31	145	l03c	
g00b	55.08	-44.06	14.13	46.27	162	l23c	
g25b	57.22	-35.64	-6.03	36.15	190	l55c	
g50b	58.9	-29.03	-21.86	36.34	217	l87c	
g75b	54.42	-15.48	-32.25	35.77	244	c20v	
b00r	46.36	1.15	-37.88	37.9	272	c53v	
b25r	33.76	27.14	-46.69	54.01	300	c87v	
b50r	38.71	61.92	-37.78	72.54	329	v67m	
b75r	45.08	64.27	-3.32	64.36	357	m33o	

%Gamut
 $u^*_{rel} = 88$
 %Regularity
 $g^*_{H,rel} = 31$
 $g^*_{C,rel} = 39$



Input and output: Colorimetric Printer Reflective System FRS12_95a, L*=20_95 for relative CIELAB hue $h^* = lab^*h^* = h_{ab}^*/360 = 0.755$
 data for any colour:

lab^*tch^* and lab^*icu^*
 Hue texts:
 $u^*_e = b00r$ $u^*_d = c53v$
 contrast reduction factor:
 $c_R = 0.9$
 triangle lightness t^*



FRS12_95; CIELAB data

	u^*_e	$L^*=L^*$	a^*	b^*	C^*_{ab}	h^*_{ab}
O _M	43.8	54.41	32.95	63.61	31	
Y _M	87.58	-4.04	90.02	90.11	93	
L _M	51.95	-55.83	36.46	66.68	147	
C _M	59.62	-25.67	-35.94	44.17	234	
V _M	25.01	45.64	-58.96	74.57	308	
M _M	45.88	71.17	-36.79	80.12	333	
N _M	20.0	0.43	-5.99	6.01	274	
W _M	95.0	0.62	-8.52	8.54	274	
R _M	39.92	58.74	27.99	65.07	25	
J _M	81.26	-2.89	71.56	71.62	92	
G _M	52.23	-42.42	13.6	44.55	162	
B _M	30.57	1.41	-46.47	46.49	272	

$u^*_e = b00r$
 LAB^*LAB^*

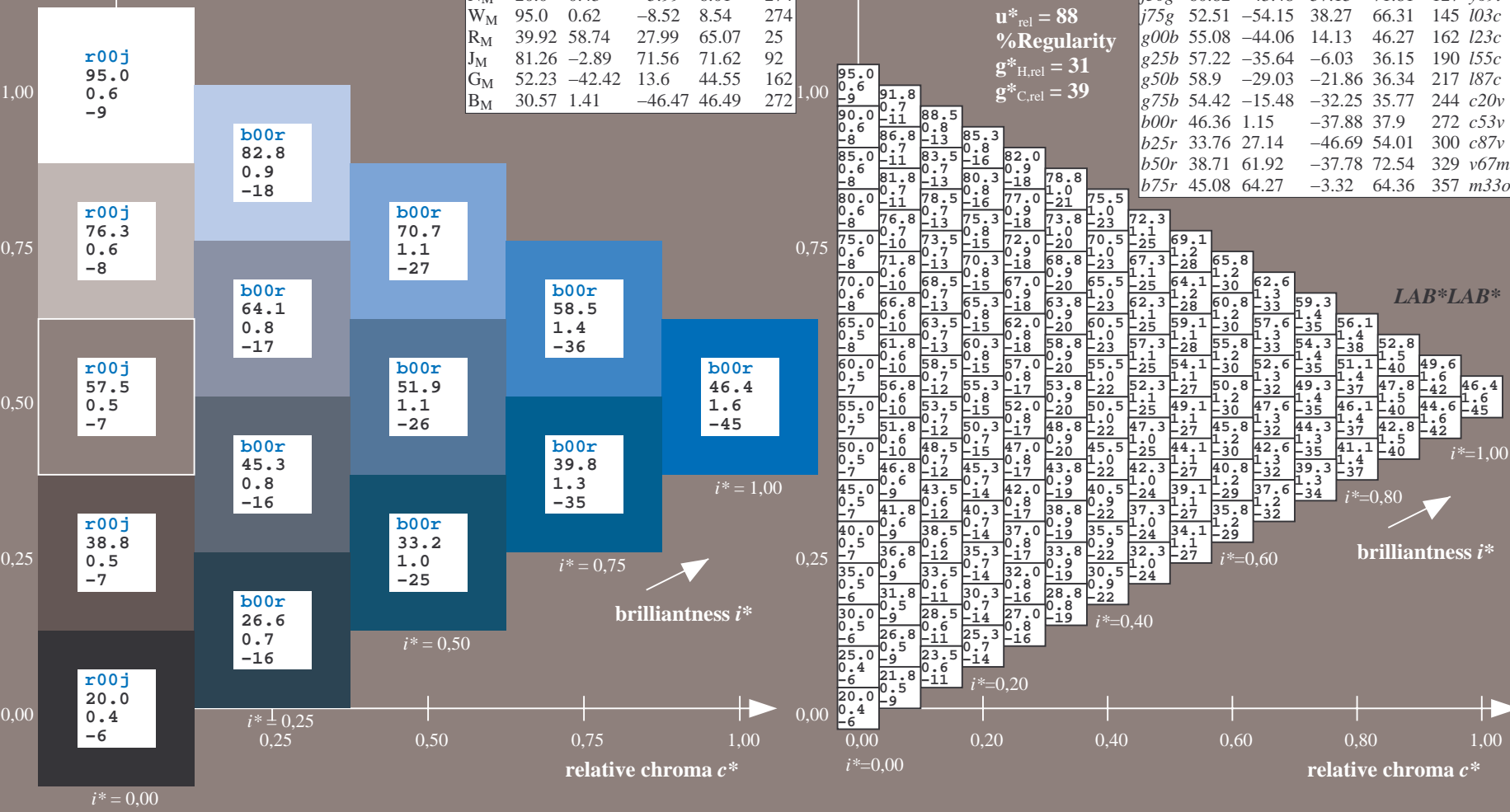
Data for maximum colour (Ma):

$LAB^*LAB^*_{Ma}: 46\ 1\ -38$
 $LAB^*LCH^*_{Ma}: 46\ 38\ 271$
 $lab^*rgb^*_{Ma}: 0.0\ 0.0\ 1.0$
 $lab^*olv^*_{Ma}: 0.0\ 0.47\ 1.0$

FRS12_95a; adapted (a) CIELAB data

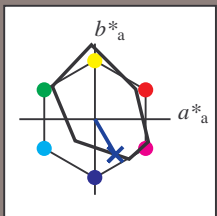
	u^*_e	$L^*=L^*_a$	a^*_a	b^*_a	$C^*_{ab,a}$	$h^*_{ab,a}$	u^*_d
r00j	44.18	56.95	27.14	63.08	25	m81o	
r25j	47.38	49.13	44.53	66.31	42	o10y	
r50j	57.76	35.24	58.41	68.22	59	o40y	
r75j	69.81	19.13	74.52	76.94	76	o69y	
j00g	87.06	-3.94	97.58	97.66	92	o98y	
j25g	72.25	-26.89	74.73	79.42	110	y34l	
j50g	60.82	-43.48	57.15	71.81	127	y69l	
j75g	52.51	-54.15	38.27	66.31	145	l03c	
g00b	55.08	-44.06	14.13	46.27	162	l23c	
g25b	57.22	-35.64	-6.03	36.15	190	l55c	
g50b	58.9	-29.03	-21.86	36.34	217	l87c	
g75b	54.42	-15.48	-32.25	35.77	244	c20v	
b00r	46.36	1.15	-37.88	37.9	272	c53v	
b25r	33.76	27.14	-46.69	54.01	300	c87v	
b50r	38.71	61.92	-37.78	72.54	329	v67m	
b75r	45.08	64.27	-3.32	64.36	357	m33o	

triangle lightness t^*
 %Gamut
 $u^*_{rel} = 88$
 %Regularity
 $g^*_{H,rel} = 31$
 $g^*_{C,rel} = 39$



Input and output: Colorimetric Printer Reflective System FRS12_95a, L*=20_95 for relative CIELAB hue $h^* = lab^*h^* = h_{ab}/360 = 0.834$
 data for any colour:

lab^*tch^* and lab^*icu^*
 Hue texts:
 $u^*_e = b25r$ $u^*_d = c87v$
 contrast reduction factor:
 $c_R = 0.9$
 triangle lightness t^*



FRS12_95; CIELAB data

	u^*_e	$L^*=L^*$	a^*	b^*	C^*_{ab}	h^*_{ab}
O _M	43.8	54.41	32.95	63.61	63.61	31
Y _M	87.58	-4.04	90.02	90.11	90.11	93
L _M	51.95	-55.83	36.46	66.68	66.68	147
C _M	59.62	-25.67	-35.94	44.17	44.17	234
V _M	25.01	45.64	-58.96	74.57	74.57	308
M _M	45.88	71.17	-36.79	80.12	80.12	333
N _M	20.0	0.43	-5.99	6.01	6.01	274
W _M	95.0	0.62	-8.52	8.54	8.54	274
R _M	39.92	58.74	27.99	65.07	65.07	25
J _M	81.26	-2.89	71.56	71.62	71.62	92
G _M	52.23	-42.42	13.6	44.55	44.55	162
B _M	30.57	1.41	-46.47	46.49	46.49	272

Data for maximum colour (Ma):

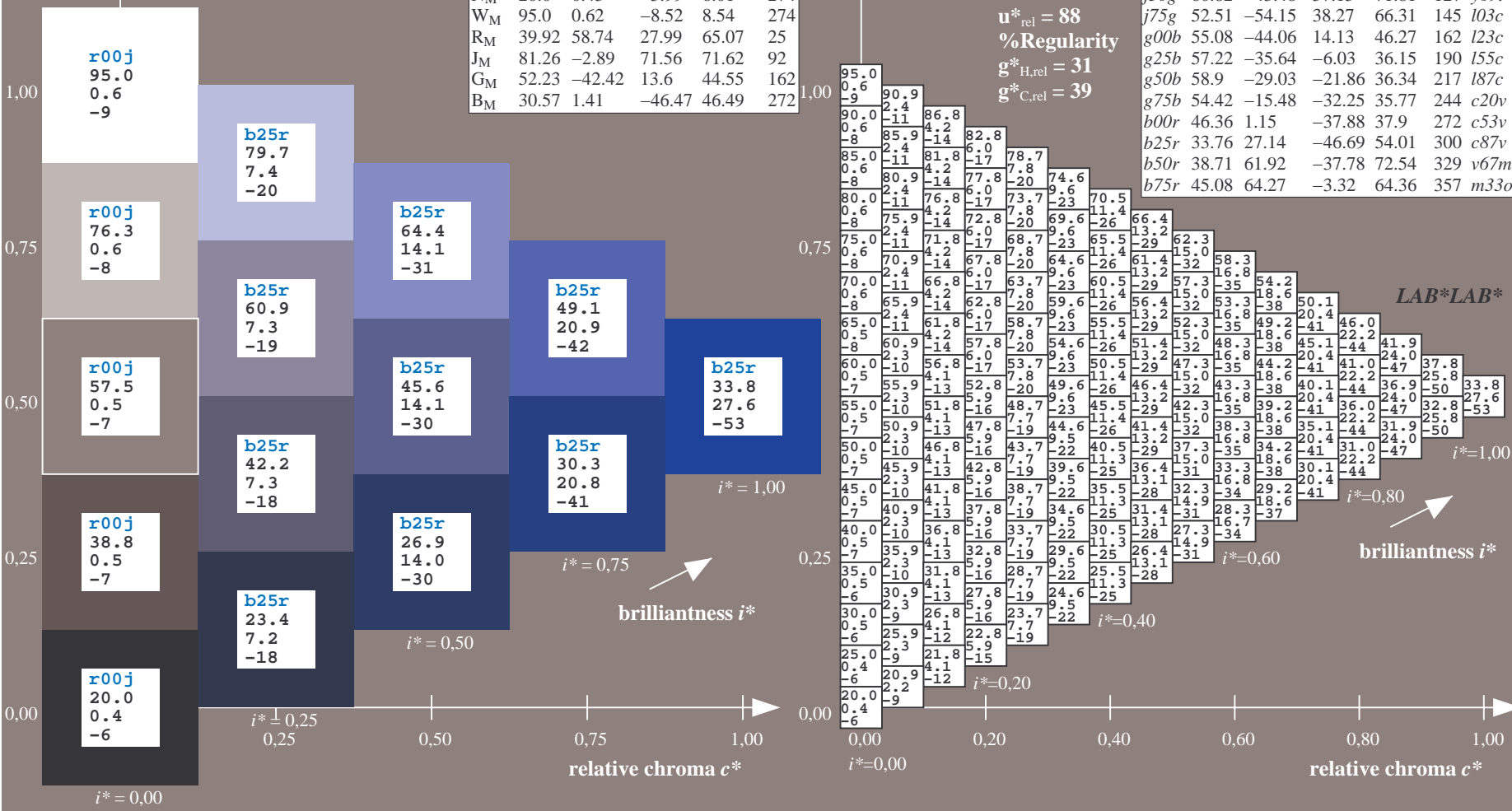
$LAB^*LAB^*_{Ma}$: 34 27 -47
 $LAB^*LCH^*_{Ma}$: 34 54 300
 $lab^*rgb^*_{Ma}$: 0.5 0.0 1.0
 $lab^*olv^*_{Ma}$: 0.0 0.13 1.0

FRS12_95a; adapted (a) CIELAB data

	u^*_e	$L^*=L^*_a$	a^*_a	b^*_a	$C^*_{ab,a}$	$h^*_{ab,a}$	u^*_d
r00j	44.18	56.95	27.14	63.08	25	m81o	
r25j	47.38	49.13	44.53	66.31	42	o10y	
r50j	57.76	35.24	58.41	68.22	59	o40y	
r75j	69.81	19.13	74.52	76.94	76	o69y	
j00g	87.06	-3.94	97.58	97.66	92	o98y	
j25g	72.25	-26.89	74.73	79.42	110	y34l	
j50g	60.82	-43.48	57.15	71.81	127	y69l	
j75g	52.51	-54.15	38.27	66.31	145	l03c	
g00b	55.08	-44.06	14.13	46.27	162	l23c	
g25b	57.22	-35.64	-6.03	36.15	190	l55c	
g50b	58.9	-29.03	-21.86	36.34	217	l87c	
g75b	54.42	-15.48	-32.25	35.77	244	c20v	
b00r	46.36	1.15	-37.88	37.9	272	c53v	
b25r	33.76	27.14	-46.69	54.01	300	c87v	
b50r	38.71	61.92	-37.78	72.54	329	v67m	
b75r	45.08	64.27	-3.32	64.36	357	m33o	

triangle lightness t^*

%Gamut
 $u^*_{rel} = 88$
 %Regularity
 $g^*_{H,rel} = 31$
 $g^*_{C,rel} = 39$

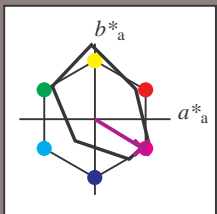


See for similar files: <http://www.ps.bam.de/Fe65/>; <http://www.ps.bam.de/Version 2.1, io=1,1, ColSpX=0>
 Technical information: <http://www.ps.bam.de>

BAM registration: 20081001-Fe65/10L/L65e00NP.PDF/ .PS
 application for evaluation and measurement of printer or monitor systems
 BAM material: code=rhadata

Input and output: Colorimetric Printer Reflective System FRS12_95a, L*=20_95 for relative CIELAB hue $h^* = lab^*h^* = h_{ab}/360 = 0.913$
 data for any colour:
 lab^*tch^* and lab^*icu^*

Hue texts:
 $u^*_e = b50r$ $u^*_d = v67m$
 contrast reduction factor:
 $c_R = 0.9$
 triangle lightness t^*



FRS12_95; CIELAB data						
	u^*_e	$L^*=L^*_a$	a^*	b^*	C^*_{ab}	h^*_{ab}
O _M	43.8	54.41	32.95	63.61	63.61	31
Y _M	87.58	-4.04	90.02	90.11	90.11	93
L _M	51.95	-55.83	36.46	66.68	66.68	147
C _M	59.62	-25.67	-35.94	44.17	44.17	234
V _M	25.01	45.64	-58.96	74.57	74.57	308
M _M	45.88	71.17	-36.79	80.12	80.12	333
N _M	20.0	0.43	-5.99	6.01	6.01	274
W _M	95.0	0.62	-8.52	8.54	8.54	274
R _M	39.92	58.74	27.99	65.07	65.07	25
J _M	81.26	-2.89	71.56	71.62	71.62	92
G _M	52.23	-42.42	13.6	44.55	44.55	162
B _M	30.57	1.41	-46.47	46.49	46.49	272

Data for maximum colour (Ma):

$LAB^*LAB^*_{Ma}: 39\ 62\ -38$

$LAB^*LCH^*_{Ma}: 39\ 73\ 328$

$lab^*rgb^*_{Ma}: 1.0\ 0.0\ 1.0$

$lab^*olv^*_{Ma}: 0.68\ 0.0\ 1.0$

triangle lightness t^*

%Gamut

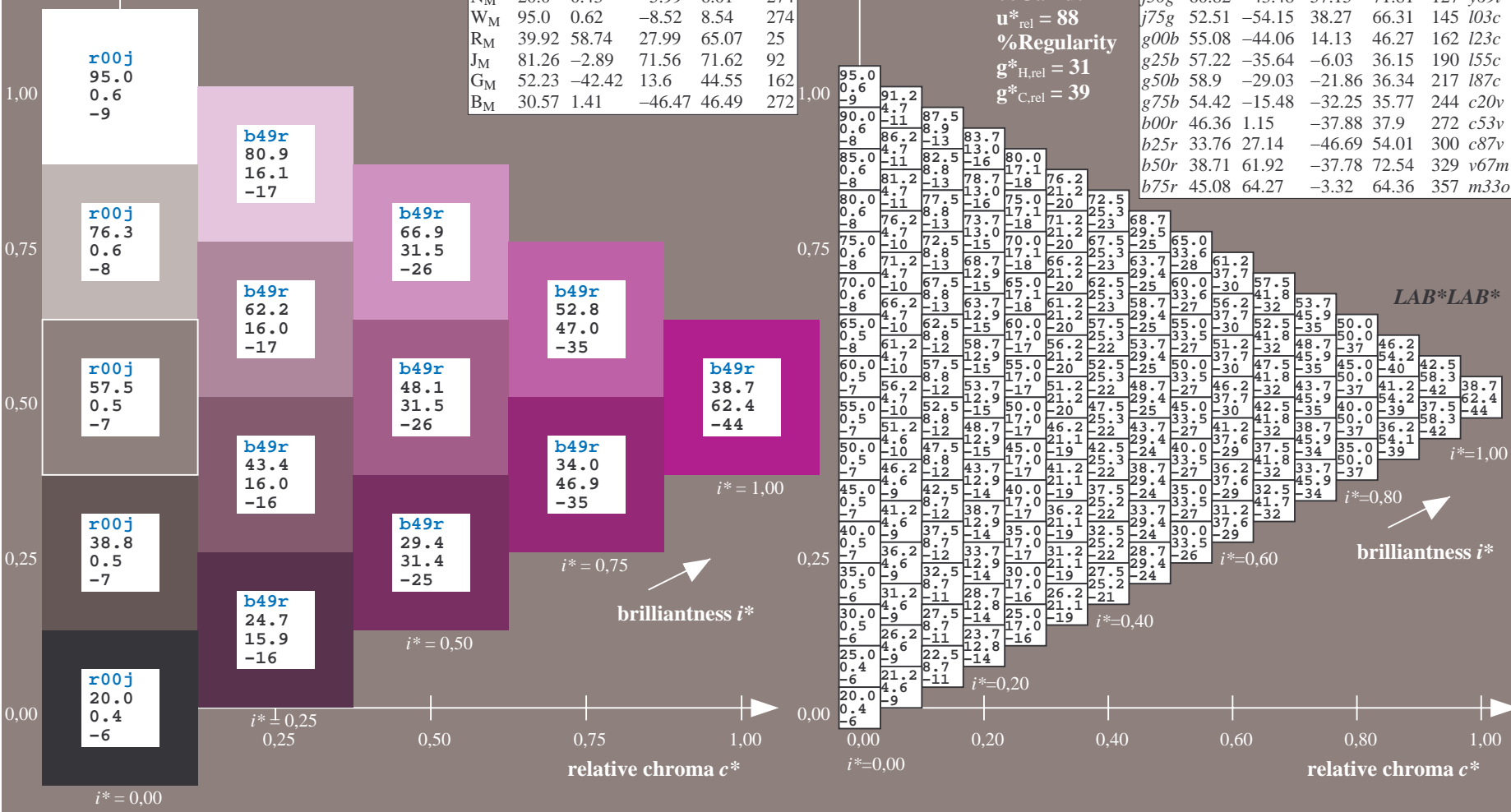
$u^*_{rel} = 88$

%Regularity

$g^*_{H,rel} = 31$

$g^*_{C,rel} = 39$

FRS12_95a; adapted (a) CIELAB data							
	u^*_e	$L^*=L^*_a$	a^*_a	b^*_a	$C^*_{ab,a}$	$h^*_{ab,a}$	u^*_d
r00j	44.18	56.95	27.14	63.08	25	m81o	
r25j	47.38	49.13	44.53	66.31	42	o10y	
r50j	57.76	35.24	58.41	68.22	59	o40y	
r75j	69.81	19.13	74.52	76.94	76	o69y	
j00g	87.06	-3.94	97.58	97.66	92	o98y	
j25g	72.25	-26.89	74.73	79.42	110	y34l	
j50g	60.82	-43.48	57.15	71.81	127	y69l	
j75g	52.51	-54.15	38.27	66.31	145	l03c	
g00b	55.08	-44.06	14.13	46.27	162	l23c	
g25b	57.22	-35.64	-6.03	36.15	190	l55c	
g50b	58.9	-29.03	-21.86	36.34	217	l87c	
g75b	54.42	-15.48	-32.25	35.77	244	c20v	
b00r	46.36	1.15	-37.88	37.9	272	c53v	
b25r	33.76	27.14	-46.69	54.01	300	c87v	
b50r	38.71	61.92	-37.78	72.54	329	v67m	
b75r	45.08	64.27	-3.32	64.36	357	m33o	

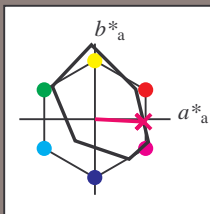


See for similar files: <http://www.ps.bam.de/Fe65/>; www.ps.bam.de/Fe.HTM
 Technical information: <http://www.ps.bam.de> Version 2.1, io=1,1, ColSpX=0

BAM registration: 20081001-Fe65/10L/L65e00NP.PDF/ .PS BAM material: code=rhadata
 application for evaluation and measurement of printer or monitor systems

Input and output: Colorimetric Printer Reflective System FRS12_95a, L*=20_95 for relative CIELAB hue $h^* = lab^*h^* = h_{ab}/360 = 0.992$
 data for any colour:
 lab^*tch^* and lab^*icu^*

Hue texts:
 $u^*_e = b75r$ $u^*_d = m33o$
 contrast reduction factor:
 $c_R = 0.9$
 triangle lightness t^*



FRS12_95; CIELAB data						
u^*_e	$L^*=L^*$	a^*	b^*	C^*_{ab}	h^*_{ab}	
O _M	43.8	54.41	32.95	63.61	31	
Y _M	87.58	-4.04	90.02	90.11	93	
L _M	51.95	-55.83	36.46	66.68	147	
C _M	59.62	-25.67	-35.94	44.17	234	
V _M	25.01	45.64	-58.96	74.57	308	
M _M	45.88	71.17	-36.79	80.12	333	
N _M	20.0	0.43	-5.99	6.01	274	
W _M	95.0	0.62	-8.52	8.54	274	
R _M	39.92	58.74	27.99	65.07	25	
J _M	81.26	-2.89	71.56	71.62	92	
G _M	52.23	-42.42	13.6	44.55	162	
B _M	30.57	1.41	-46.47	46.49	272	

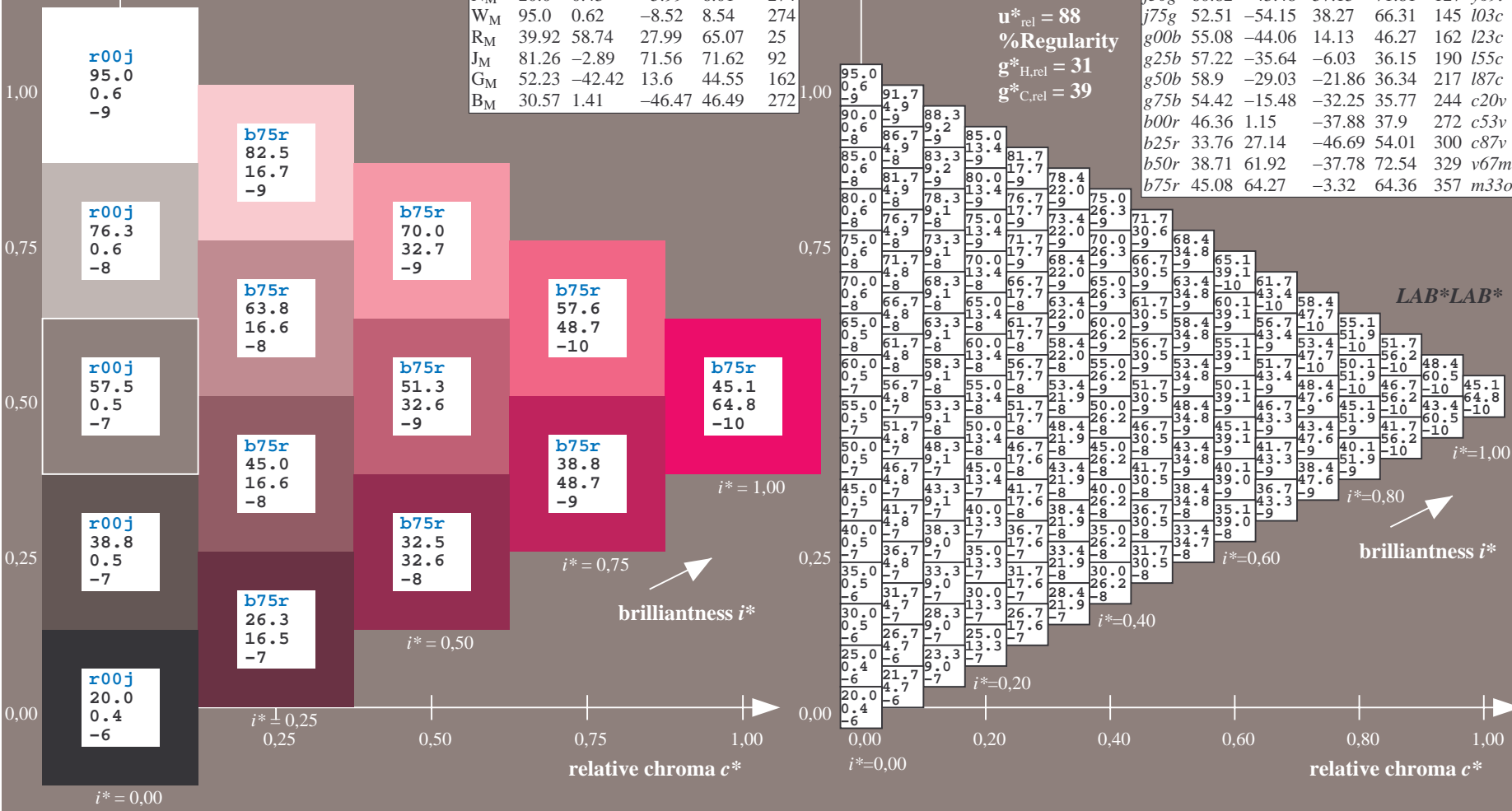
Data for maximum colour (Ma):

$LAB^*LAB^*_{Ma}: 45\ 64\ -3$
 $LAB^*LCH^*_{Ma}: 45\ 64\ 357$
 $lab^*rgb^*_{Ma}: 1.0\ 0.0\ 0.5$
 $lab^*olv^*_{Ma}: 1.0\ 0.0\ 0.66$

triangle lightness t^*

%Gamut
 $u^*_{rel} = 88$
 %Regularity
 $g^*_{H,rel} = 31$
 $g^*_{C,rel} = 39$

FRS12_95a; adapted (a) CIELAB data							
u^*_e	$L^*=L^*_a$	a^*_a	b^*_a	$C^*_{ab,a}$	$h^*_{ab,a}$	u^*_d	
r00j	44.18	56.95	27.14	63.08	25	m81o	
r25j	47.38	49.13	44.53	66.31	42	o10y	
r50j	57.76	35.24	58.41	68.22	59	o40y	
r75j	69.81	19.13	74.52	76.94	76	o69y	
j00g	87.06	-3.94	97.58	97.66	92	o98y	
j25g	72.25	-26.89	74.73	79.42	110	y34l	
j50g	60.82	-43.48	57.15	71.81	127	y69l	
j75g	52.51	-54.15	38.27	66.31	145	l03c	
g00b	55.08	-44.06	14.13	46.27	162	l23c	
g25b	57.22	-35.64	-6.03	36.15	190	l55c	
g50b	58.9	-29.03	-21.86	36.34	217	l87c	
g75b	54.42	-15.48	-32.25	35.77	244	c20v	
b00r	46.36	1.15	-37.88	37.9	272	c53v	
b25r	33.76	27.14	-46.69	54.01	300	c87v	
b50r	38.71	61.92	-37.78	72.54	329	v67m	
b75r	45.08	64.27	-3.32	64.36	357	m33o	



See for similar files: <http://www.ps.bam.de/Fe65/>; <http://www.ps.bam.de/Version2.1,io=1,1,Colspx=0>

BAM registration: 20081001-Fe65/10L/L65e00NP.PDF/ .PS BAM material: code=rhadata
 application for evaluation and measurement of printer or monitor systems

N: No Output Linearization (OL) data in File (F), Startup (S) or Device (D)

See for similar files: <http://www.ps.bam.de/Fe65/>; www.ps.bam.de/Fe.HTM
Technical information: <http://www.ps.bam.de>
Version 2.1, io=1,1, ColSpX=0

BAM registration: 20081001-Fe65/10L/L65e00NP.PDF/.PS BAM material: code=rhdata
application for evaluation and measurement of printer or monitor systems

Table with 27 columns (A-LAB*LAB*) and 40 rows (01-40). Each cell contains numerical data representing color calibration values for Fe65. The columns are labeled A through LAB*LAB* and the rows are numbered 01 through 40.

BAM-test chart Fe65; Relative Elementary Colour System
D65: colour scales and 9 data tables for 16 hues r00j to b75r

input: 000n / w / nnnO / www set...
output: ->cmY0* setcmYcolor

Input and output:
 Colorimetric Printer Reflective System FRS12_95a
 data for any colour:

u^*_e and number *no.* = 00 .. 15

elementary hue text:

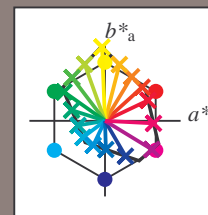
$u^*_e = 16$ hues *r00j*, *r25j*, ..., *b75r*

contrast reduction factor:

$c_R = 0.9$

FRS12_95a; adapted (a) CIELAB data

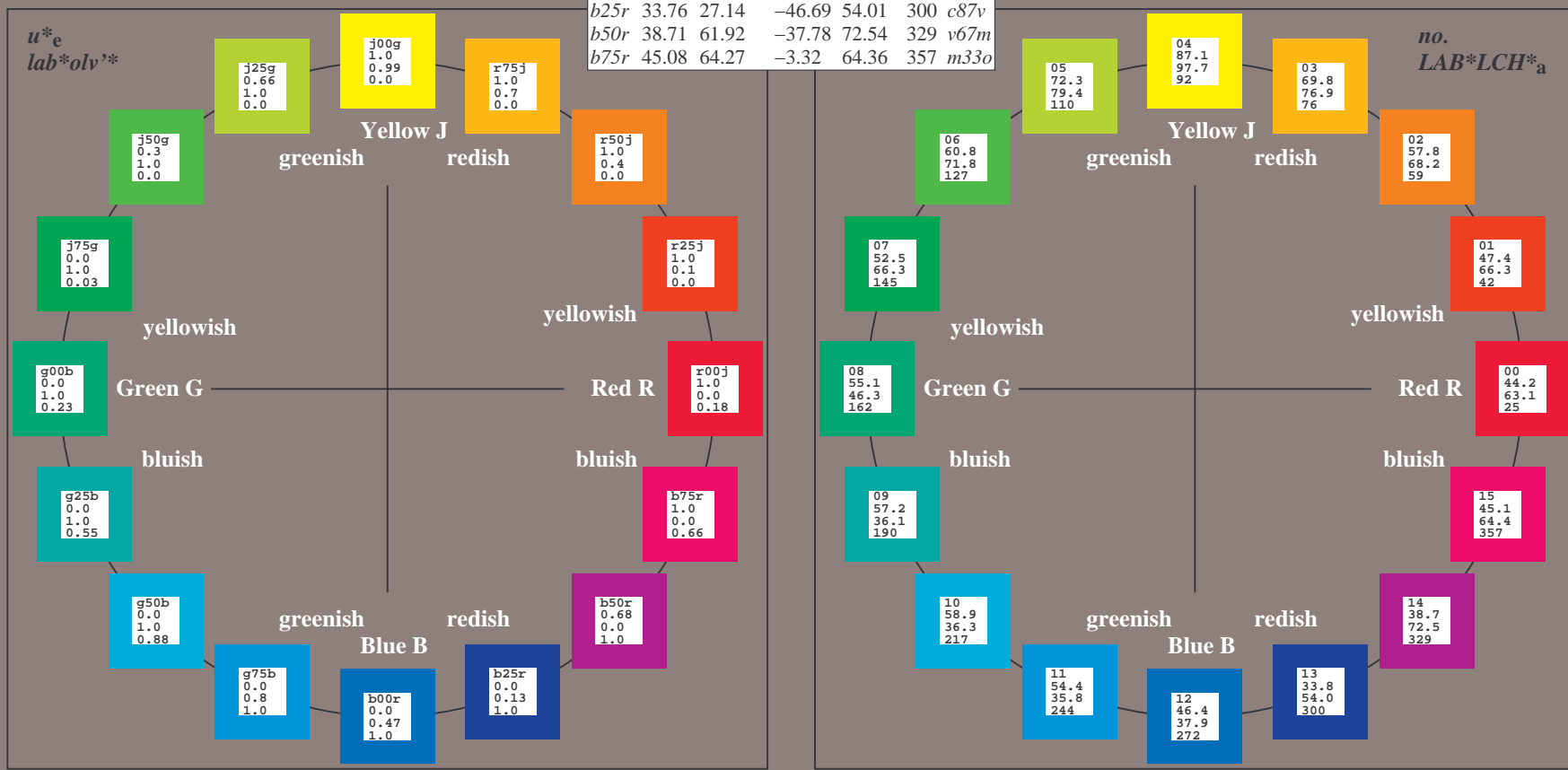
u^*_e	$L^*=L^*_a$	a^*_a	b^*_a	$C^*_{ab,a}$	$h^*_{ab,a}$	u^*_d
<i>r00j</i>	44.18	56.95	27.14	63.08	25	<i>m81o</i>
<i>r25j</i>	47.38	49.13	44.53	66.31	42	<i>o10y</i>
<i>r50j</i>	57.76	35.24	58.41	68.22	59	<i>o40y</i>
<i>r75j</i>	69.81	19.13	74.52	76.94	76	<i>o69y</i>
<i>j00g</i>	87.06	-3.94	97.58	97.66	92	<i>o98y</i>
<i>j25g</i>	72.25	-26.89	74.73	79.42	110	<i>y34l</i>
<i>j50g</i>	60.82	-43.48	57.15	71.81	127	<i>y69l</i>
<i>j75g</i>	52.51	-54.15	38.27	66.31	145	<i>l03c</i>
<i>g00b</i>	55.08	-44.06	14.13	46.27	162	<i>l23c</i>
<i>g25b</i>	57.22	-35.64	-6.03	36.15	190	<i>l55c</i>
<i>g50b</i>	58.9	-29.03	-21.86	36.34	217	<i>l87c</i>
<i>g75b</i>	54.42	-15.48	-32.25	35.77	244	<i>c20v</i>
<i>b00r</i>	46.36	1.15	-37.88	37.9	272	<i>c53v</i>
<i>b25r</i>	33.76	27.14	-46.69	54.01	300	<i>c87v</i>
<i>b50r</i>	38.71	61.92	-37.78	72.54	329	<i>v67m</i>
<i>b75r</i>	45.08	64.27	-3.32	64.36	357	<i>m33o</i>



%Gamut
 $u^*_{rel} = 88$
 %Regularity
 $g^*_{H,rel} = 31$
 $g^*_{C,rel} = 39$

FRS12_95a; CIELAB data

Name	$L^*=L^*$	a^*	b^*	C^*_{ab}	h^*_{ab}
O_M	43.8	54.41	32.95	63.61	31
Y_M	87.58	-4.04	90.02	90.11	93
L_M	51.95	-55.83	36.46	66.68	147
C_M	59.62	-25.67	-35.94	44.17	234
V_M	25.01	45.64	-58.96	74.57	308
M_M	45.88	71.17	-36.79	80.12	333
N_M	20.0	0.43	-5.99	6.01	274
W_M	95.0	0.62	-8.52	8.54	274
R_{CIE}	39.92	58.74	27.99	65.07	25
J_{CIE}	81.26	-2.89	71.56	71.62	92
G_{CIE}	52.23	-42.42	13.6	44.55	162
B_{CIE}	30.57	1.41	-46.47	46.49	272

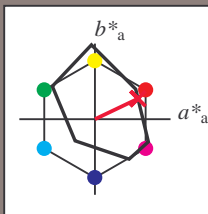


See for similar files: <http://www.ps.bam.de/Fe65/>; www.ps.bam.de/Fe.HTM
 Technical information: <http://www.ps.bam.de> Version 2.1, io=1,1, ColSpX=0

BAM registration: 20081001-Fe65/10L/L65e00NP.PDF/ .PS BAM material: code=rh4ta
 application for evaluation and measurement of printer or monitor systems

Input and output: Colorimetric Printer Reflective System FRS12_95a, L*=20_95 for relative CIELAB hue $h^* = lab^*h^* = h_{ab}/360 = 0.071$
 data for any colour:

lab^*tch^* and lab^*icu^*
 Hue texts:
 $u^*_e = r00j$ $u^*_d = m81o$
 contrast reduction factor:
 $c_R = 0.9$
 triangle lightness t^*



FRS12_95a; CIELAB data

	u^*_e	$L^*=L^*$	a^*	b^*	C^*_{ab}	h^*_{ab}
O _M	43.8	54.41	32.95	63.61	63.61	31
Y _M	87.58	-4.04	90.02	90.11	90.11	93
L _M	51.95	-55.83	36.46	66.68	66.68	147
C _M	59.62	-25.67	-35.94	44.17	44.17	234
V _M	25.01	45.64	-58.96	74.57	74.57	308
M _M	45.88	71.17	-36.79	80.12	80.12	333
N _M	20.0	0.43	-5.99	6.01	6.01	274
W _M	95.0	0.62	-8.52	8.54	8.54	274
R _M	39.92	58.74	27.99	65.07	65.07	25
J _M	81.26	-2.89	71.56	71.62	71.62	92
G _M	52.23	-42.42	13.6	44.55	44.55	162
B _M	30.57	1.41	-46.47	46.49	46.49	272

Data for maximum colour (Ma):

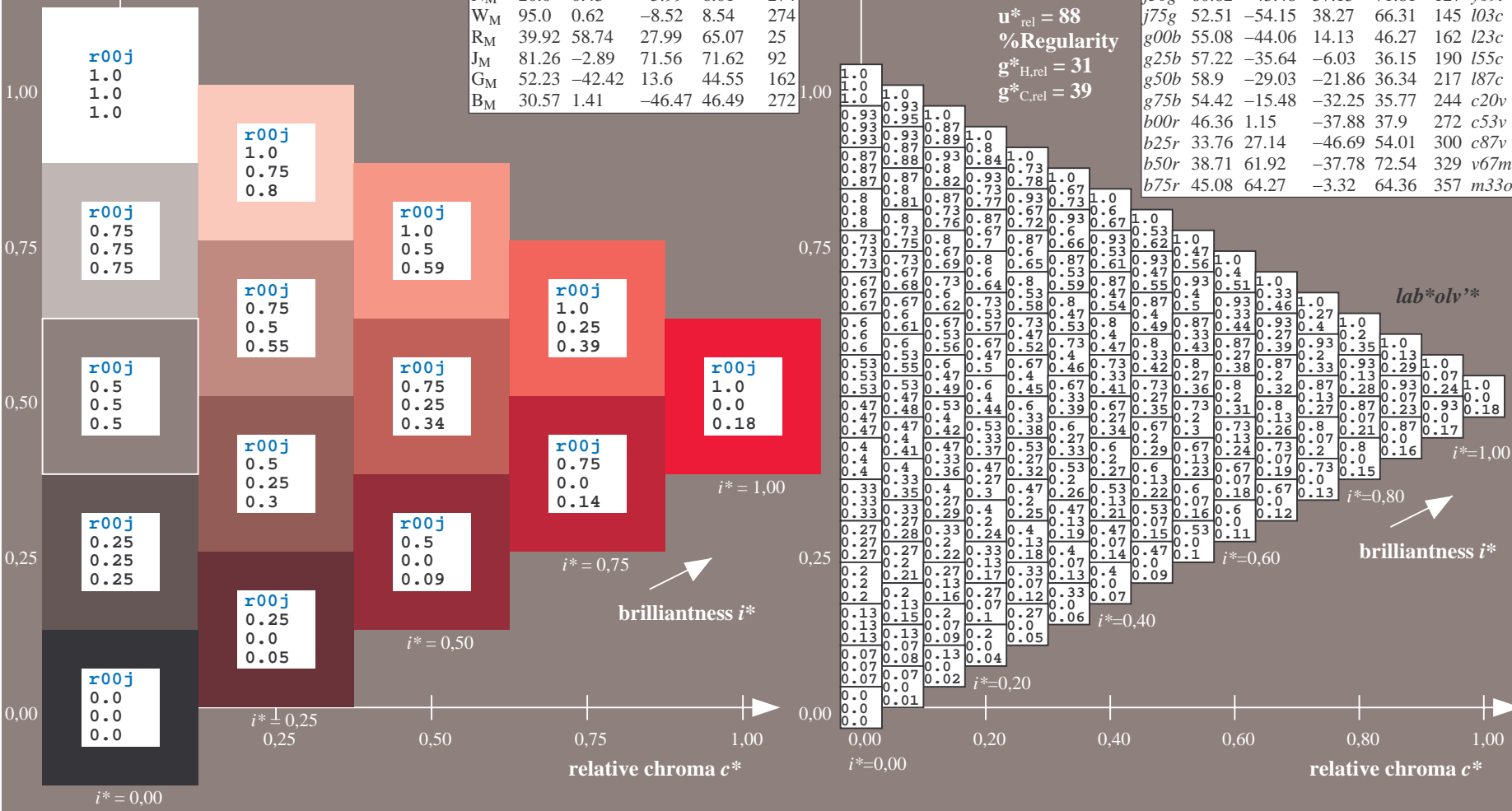
$LAB^*LAB^*_{Ma}$: 44 57 27
 $LAB^*LCH^*_{Ma}$: 44 63 25
 $lab^*rgb^*_{Ma}$: 1.0 0.0 0.0
 $lab^*olv^*_{Ma}$: 1.0 0.0 0.18

triangle lightness t^*

%Gamut
 $u^*_{rel} = 88$
 %Regularity
 $g^*_{H,rel} = 31$
 $g^*_{C,rel} = 39$

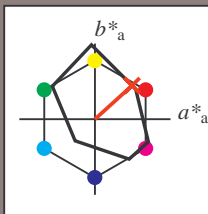
FRS12_95a; adapted (a) CIELAB data

	u^*_e	$L^*=L^*_a$	a^*_a	b^*_a	$C^*_{ab,a}$	$h^*_{ab,a}$	u^*_d
r00j	44.18	56.95	27.14	63.08	25	m81o	
r25j	47.38	49.13	44.53	66.31	42	o10y	
r50j	57.76	35.24	58.41	68.22	59	o40y	
r75j	69.81	19.13	74.52	76.94	76	o69y	
j00g	87.06	-3.94	97.58	97.66	92	o98y	
j25g	72.25	-26.89	74.73	79.42	110	y34l	
j50g	60.82	-43.48	57.15	71.81	127	y69l	
j75g	52.51	-54.15	38.27	66.31	145	l03c	
g00b	55.08	-44.06	14.13	46.27	162	l23c	
g25b	57.22	-35.64	-6.03	36.15	190	l55c	
g50b	58.9	-29.03	-21.86	36.34	217	l87c	
g75b	54.42	-15.48	-32.25	35.77	244	c20c	
b00r	46.36	1.15	-37.88	37.9	272	c53v	
b25r	33.76	27.14	-46.69	54.01	300	c87v	
b50r	38.71	61.92	-37.78	72.54	329	v67m	
b75r	45.08	64.27	-3.32	64.36	357	m33o	



Input and output: Colorimetric Printer Reflective System FRS12_95a, L*=20_95 for relative CIELAB hue $h^* = lab^*h^* = h_{ab}/360 = 0.117$
 data for any colour:
 lab^*tch^* and lab^*icu^*

Hue texts:
 $u^*_e = r25j$ $u^*_d = o10y$
 contrast reduction factor:
 $c_R = 0.9$
 triangle lightness t^*



FRS12_95a; CIELAB data						
u^*_e	$L^*=L^*_a$	a^*	b^*	C^*_{ab}	h^*_{ab}	
O _M	43.8	54.41	32.95	63.61	31	
Y _M	87.58	-4.04	90.02	90.11	93	
L _M	51.95	-55.83	36.46	66.68	147	
C _M	59.62	-25.67	-35.94	44.17	234	
V _M	25.01	45.64	-58.96	74.57	308	
M _M	45.88	71.17	-36.79	80.12	333	
N _M	20.0	0.43	-5.99	6.01	274	
W _M	95.0	0.62	-8.52	8.54	274	
R _M	39.92	58.74	27.99	65.07	25	
J _M	81.26	-2.89	71.56	71.62	92	
G _M	52.23	-42.42	13.6	44.55	162	
B _M	30.57	1.41	-46.47	46.49	272	

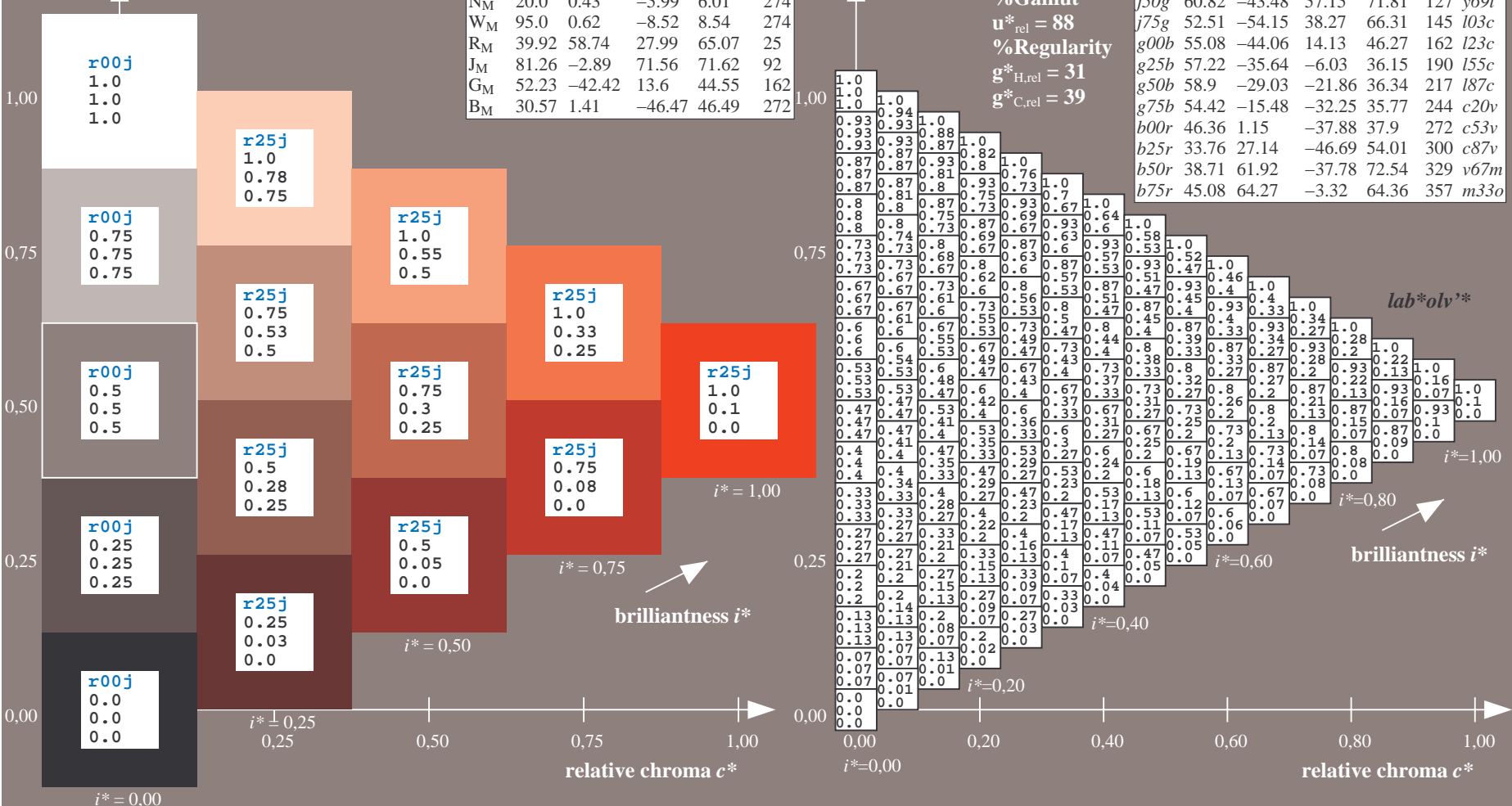
Data for maximum colour (Ma):

$LAB^*LAB^*_Ma$: 47 49 45
 $LAB^*LCH^*_Ma$: 47 66 42
 $lab^*rgb^*_Ma$: 1.0 0.25 0.0
 $lab^*olv^*_Ma$: 1.0 0.1 0.0

triangle lightness t^*

%Gamut
 $u^*_{rel} = 88$
 %Regularity
 $g^*_{H,rel} = 31$
 $g^*_{C,rel} = 39$

FRS12_95a; adapted (a) CIELAB data							
u^*_e	$L^*=L^*_a$	a^*_a	b^*_a	$C^*_{ab,a}$	$h^*_{ab,a}$	u^*_d	
r00j	44.18	56.95	27.14	63.08	25	m81o	
r25j	47.38	49.13	44.53	66.31	42	o10y	
r50j	57.76	35.24	58.41	68.22	59	o40y	
r75j	69.81	19.13	74.52	76.94	76	o69y	
j00g	87.06	-3.94	97.58	97.66	92	o98y	
j25g	72.25	-26.89	74.73	79.42	110	y34l	
j50g	60.82	-43.48	57.15	71.81	127	y69l	
j75g	52.51	-54.15	38.27	66.31	145	l03c	
g00b	55.08	-44.06	14.13	46.27	162	l23c	
g25b	57.22	-35.64	-6.03	36.15	190	l55c	
g50b	58.9	-29.03	-21.86	36.34	217	l87c	
g75b	54.42	-15.48	-32.25	35.77	242	c20v	
b00r	46.36	1.15	-37.88	37.9	274	c53v	
b25r	33.76	27.14	-46.69	54.01	300	c87v	
b50r	38.71	61.92	-37.78	72.54	329	v67m	
b75r	45.08	64.27	-3.32	64.36	357	m33o	

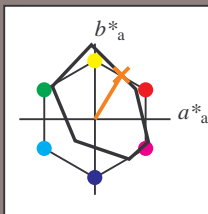


See for similar files: <http://www.ps.bam.de/Fe65/>; [www.ps.bam.de/Version 2.1, io=1,1, ColSpx=0](http://www.ps.bam.de/Version2.1,io=1,1,ColSpx=0)
 Technical information: <http://www.ps.bam.de>

BAM registration: 20081001-Fe65/10L/L65e00NP.PDF/ .PS
 application for evaluation and measurement of printer or monitor systems
 BAM material: code=rhadata

Input and output: Colorimetric Printer Reflective System FRS12_95a, L*=20_95 for relative CIELAB hue $h^* = lab^*h^* = h_{ab}/360 = 0.164$
 data for any colour:

lab^*tch^* and $lab^*ic_u^*$
 Hue texts:
 $u^*_e = r50j$ $u^*_d = o40y$
 contrast reduction factor:
 $c_R = 0.9$
 triangle lightness t^*



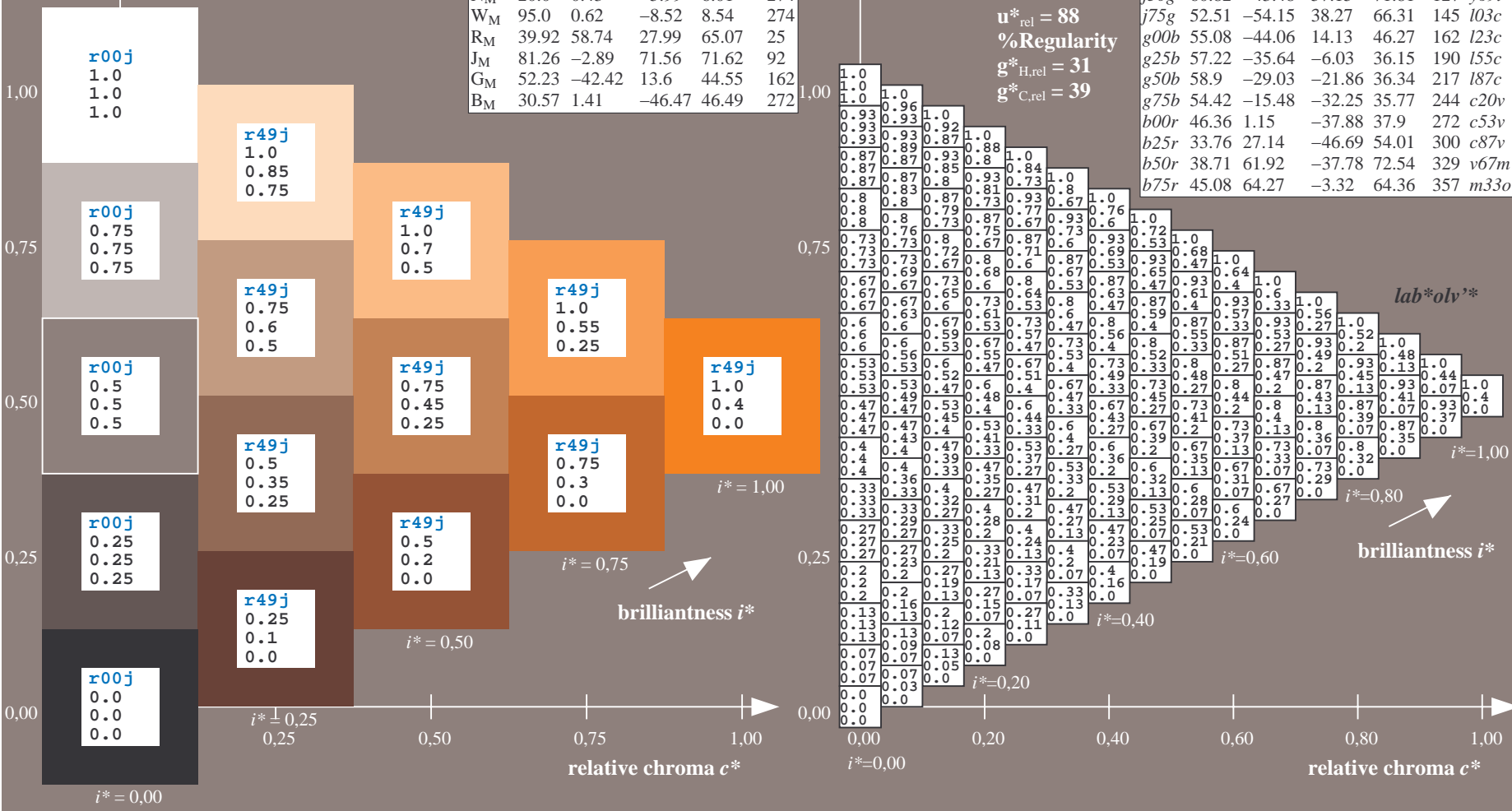
FRS12_95a; CIELAB data						
	u^*_e	$L^*=L^*_a$	a^*	b^*	C^*_{ab}	h^*_{ab}
O _M	43.8	54.41	32.95	63.61	63.61	31
Y _M	87.58	-4.04	90.02	90.11	90.11	93
L _M	51.95	-55.83	36.46	66.68	66.68	147
C _M	59.62	-25.67	-35.94	44.17	44.17	234
V _M	25.01	45.64	-58.96	74.57	74.57	308
M _M	45.88	71.17	-36.79	80.12	80.12	333
N _M	20.0	0.43	-5.99	6.01	6.01	274
W _M	95.0	0.62	-8.52	8.54	8.54	274
R _M	39.92	58.74	27.99	65.07	65.07	25
J _M	81.26	-2.89	71.56	71.62	71.62	92
G _M	52.23	-42.42	13.6	44.55	44.55	162
B _M	30.57	1.41	-46.47	46.49	46.49	272

Data for maximum colour (Ma):

$LAB^*LAB^*_{Ma}$: 58 35 58
 $LAB^*LCH^*_{Ma}$: 58 68 58
 $lab^*rgb^*_{Ma}$: 1.0 0.5 0.0
 $lab^*olv^*_{Ma}$: 1.0 0.4 0.0

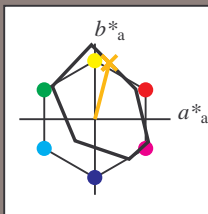
FRS12_95a; adapted (a) CIELAB data							
	u^*_e	$L^*=L^*_a$	a^*_a	b^*_a	$C^*_{ab,a}$	$h^*_{ab,a}$	u^*_d
r00j	44.18	56.95	27.14	63.08	25	m81o	
r25j	47.38	49.13	44.53	66.31	42	o10y	
r50j	57.76	35.24	58.41	68.22	59	o40y	
r75j	69.81	19.13	74.52	76.94	76	o69y	
j00g	87.06	-3.94	97.58	97.66	92	o98y	
j25g	72.25	-26.89	74.73	79.42	110	y34l	
j50g	60.82	-43.48	57.15	71.81	127	y69l	
j75g	52.51	-54.15	38.27	66.31	145	l03c	
g00b	55.08	-44.06	14.13	46.27	162	l23c	
g25b	57.22	-35.64	-6.03	36.15	190	l55c	
g50b	58.9	-29.03	-21.86	36.34	217	l87c	
g75b	54.42	-15.48	-32.25	35.77	242	c20c	
b00r	46.36	1.15	-37.88	37.9	274	c53v	
b25r	33.76	27.14	-46.69	54.01	300	c87v	
b50r	38.71	61.92	-37.78	72.54	329	v67m	
b75r	45.08	64.27	-3.32	64.36	357	m33o	

triangle lightness t^*
 %Gamut
 $u^*_{rel} = 88$
 %Regularity
 $g^*_{H,rel} = 31$
 $g^*_{C,rel} = 39$



Input and output: Colorimetric Printer Reflective System FRS12_95a, L*=20_95 for relative CIELAB hue $h^* = lab^*h^* = h_{ab}/360 = 0.21$
 data for any colour:
 lab^*tch^* and lab^*icu^*

Hue texts:
 $u^*_e = r75j$ $u^*_d = o69y$
 contrast reduction factor:
 $c_R = 0.9$
 triangle lightness t^*



FRS12_95a; CIELAB data						
u^*_e	$L^*=L^*_a$	a^*	b^*	C^*_{ab}	h^*_{ab}	
O _M	43.8	54.41	32.95	63.61	31	
Y _M	87.58	-4.04	90.02	90.11	93	
L _M	51.95	-55.83	36.46	66.68	147	
C _M	59.62	-25.67	-35.94	44.17	234	
V _M	25.01	45.64	-58.96	74.57	308	
M _M	45.88	71.17	-36.79	80.12	333	
N _M	20.0	0.43	-5.99	6.01	274	
W _M	95.0	0.62	-8.52	8.54	274	
R _M	39.92	58.74	27.99	65.07	25	
J _M	81.26	-2.89	71.56	71.62	92	
G _M	52.23	-42.42	13.6	44.55	162	
B _M	30.57	1.41	-46.47	46.49	272	

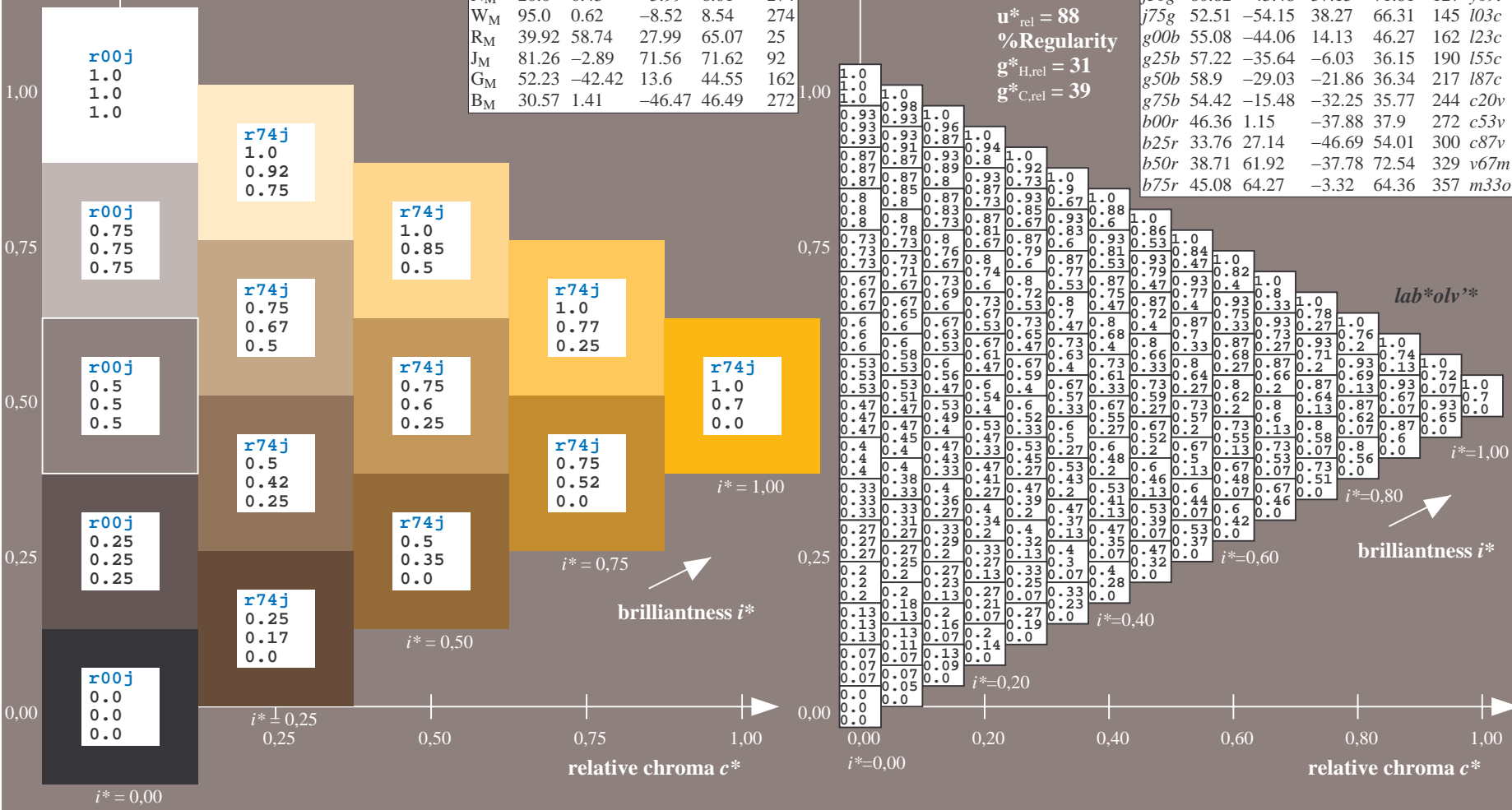
Data for maximum colour (Ma):

$LAB^*LAB^*_{Ma}$: 70 19 75
 $LAB^*LCH^*_{Ma}$: 70 77 75
 $lab^*rgb^*_{Ma}$: 1.0 0.75 0.0
 $lab^*olv^*_{Ma}$: 1.0 0.7 0.0

triangle lightness t^*

%Gamut
 $u^*_{rel} = 88$
 %Regularity
 $g^*_{H,rel} = 31$
 $g^*_{C,rel} = 39$

FRS12_95a; adapted (a) CIELAB data							
u^*_e	$L^*=L^*_a$	a^*_a	b^*_a	$C^*_{ab,a}$	$h^*_{ab,a}$	u^*_d	
r00j	44.18	56.95	27.14	63.08	25	m81o	
r25j	47.38	49.13	44.53	66.31	42	o10y	
r50j	57.76	35.24	58.41	68.22	59	o40y	
r75j	69.81	19.13	74.52	76.94	76	o69y	
j00g	87.06	-3.94	97.58	97.66	92	o98y	
j25g	72.25	-26.89	74.73	79.42	110	y34l	
j50g	60.82	-43.48	57.15	71.81	127	y69l	
j75g	52.51	-54.15	38.27	66.31	145	l03c	
g00b	55.08	-44.06	14.13	46.27	162	l23c	
g25b	57.22	-35.64	-6.03	36.15	190	l55c	
g50b	58.9	-29.03	-21.86	36.34	217	l87c	
g75b	54.42	-15.48	-32.25	35.77	242	c20v	
b00r	46.36	1.15	-37.88	37.9	274	c53v	
b25r	33.76	27.14	-46.69	54.01	300	c87v	
b50r	38.71	61.92	-37.78	72.54	329	v67m	
b75r	45.08	64.27	-3.32	64.36	357	m33o	

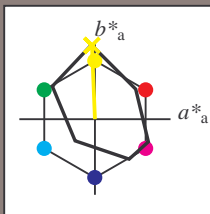


See for similar files: <http://www.ps.bam.de/Fe65/>; www.ps.bam.de/Fe.HTM
 Technical information: <http://www.ps.bam.de> Version 2.1, io=1,1, ColSpX=0

BAM registration: 20081001-Fe65/10L/L65e00NP.PDF/ .PS BAM material: code=rh4ta
 application for evaluation and measurement of printer or monitor systems

Input and output: Colorimetric Printer Reflective System FRS12_95a, L*=20_95 for relative CIELAB hue $h^* = lab^*h^* = h_{ab}/360 = 0.256$
 data for any colour:

lab^*tch^* and lab^*icu^*
 Hue texts:
 $u^*_e = j00g$ $u^*_d = o98y$
 contrast reduction factor:
 $c_R = 0.9$
 triangle lightness t^*



FRS12_95a; CIELAB data						
u^*_e	$L^*=L^*_a$	a^*	b^*	C^*_{ab}	h^*_{ab}	
O _M	43.8	54.41	32.95	63.61	31	
Y _M	87.58	-4.04	90.02	90.11	93	
L _M	51.95	-55.83	36.46	66.68	147	
C _M	59.62	-25.67	-35.94	44.17	234	
V _M	25.01	45.64	-58.96	74.57	308	
M _M	45.88	71.17	-36.79	80.12	333	
N _M	20.0	0.43	-5.99	6.01	274	
W _M	95.0	0.62	-8.52	8.54	274	
R _M	39.92	58.74	27.99	65.07	25	
J _M	81.26	-2.89	71.56	71.62	92	
G _M	52.23	-42.42	13.6	44.55	162	
B _M	30.57	1.41	-46.47	46.49	272	

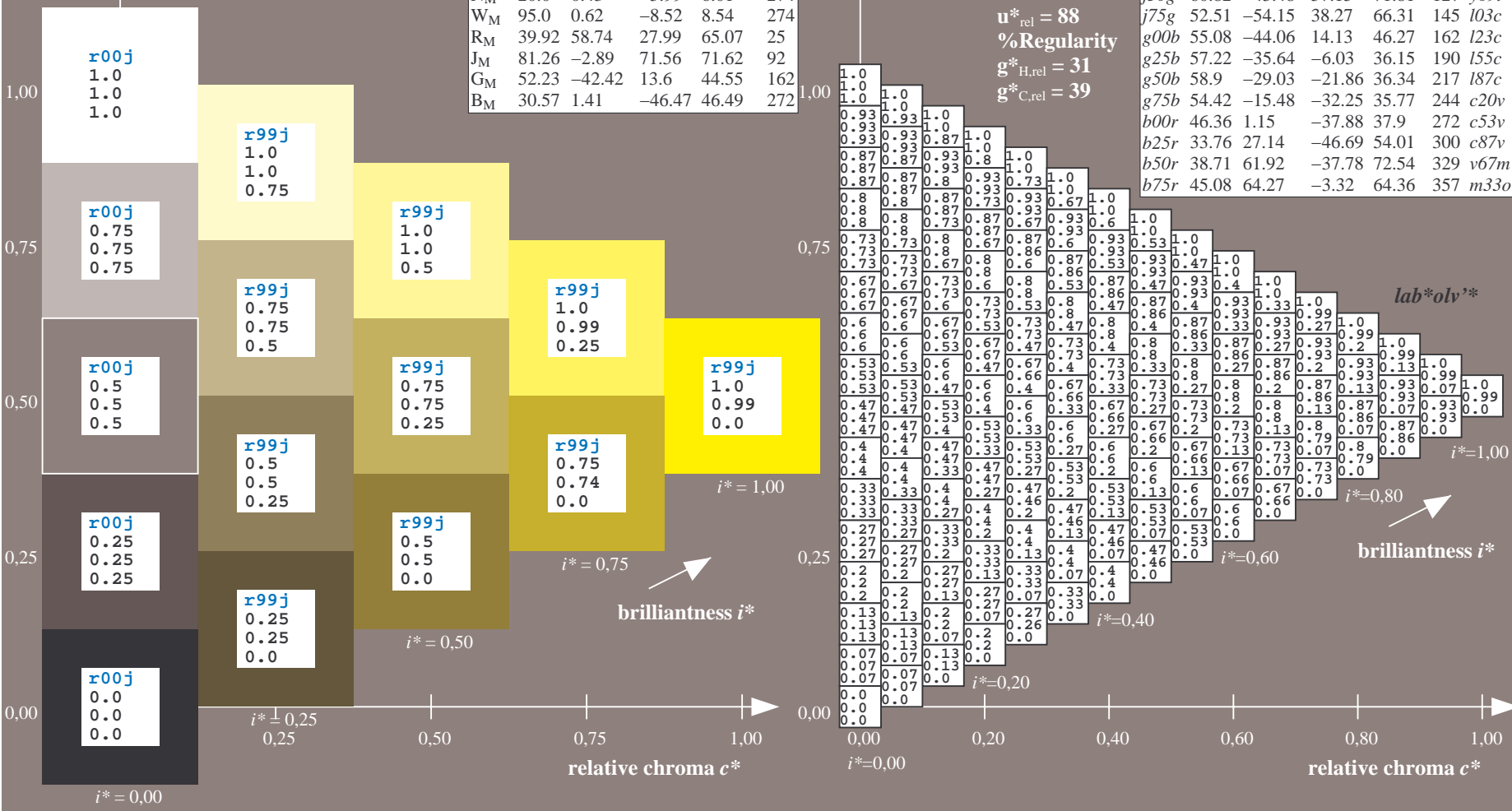
Data for maximum colour (Ma):

$LAB^*LAB^*_Ma: 87 -4 98$
 $LAB^*LCH^*_Ma: 87 98 92$
 $lab^*rgb^*_Ma: 1.0 1.0 0.0$
 $lab^*olv^*_Ma: 1.0 0.99 0.0$

triangle lightness t^*

%Gamut
 $u^*_{rel} = 88$
 %Regularity
 $g^*_{H,rel} = 31$
 $g^*_{C,rel} = 39$

FRS12_95a; adapted (a) CIELAB data							
u^*_e	$L^*=L^*_a$	a^*_a	b^*_a	$C^*_{ab,a}$	$h^*_{ab,a}$	u^*_d	
r00j	44.18	56.95	27.14	63.08	25	m81o	
r25j	47.38	49.13	44.53	66.31	42	o10y	
r50j	57.76	35.24	58.41	68.22	59	o40y	
r75j	69.81	19.13	74.52	76.94	76	o69y	
j00g	87.06	-3.94	97.58	97.66	92	o98y	
j25g	72.25	-26.89	74.73	79.42	110	y34l	
j50g	60.82	-43.48	57.15	71.81	127	y69l	
j75g	52.51	-54.15	38.27	66.31	145	l03c	
g00b	55.08	-44.06	14.13	46.27	162	l23c	
g25b	57.22	-35.64	-6.03	36.15	190	l55c	
g50b	58.9	-29.03	-21.86	36.34	217	l87c	
g75b	54.42	-15.48	-32.25	35.77	244	c20v	
b00r	46.36	1.15	-37.88	37.9	272	c53v	
b25r	33.76	27.14	-46.69	54.01	300	c87v	
b50r	38.71	61.92	-37.78	72.54	329	v67m	
b75r	45.08	64.27	-3.32	64.36	357	m33o	

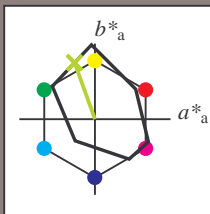


See for similar files: <http://www.ps.bam.de/Fe65/>; [www.ps.bam.de/Version 2.1, io=1,1, ColSpX=0](http://www.ps.bam.de/Version2.1,io=1,1,ColSpX=0)
 Technical information: <http://www.ps.bam.de>

BAM registration: 20081001-Fe65/10L/L65e00NP.PDF/ .PS BAM material: code=rh4ta
 application for evaluation and measurement of printer or monitor systems

Input and output: Colorimetric Printer Reflective System FRS12_95a, L*=20_95 for relative CIELAB hue $h^* = lab^*h^* = h_{ab}/360 = 0.305$
 data for any colour:
 lab^*tch^* and lab^*icu^*

Hue texts:
 $u^*_e = j25g$ $u^*_d = y34l$
 contrast reduction factor:
 $c_R = 0.9$
 triangle lightness t^*



FRS12_95a; CIELAB data						
u^*_e	$L^*=L^*$	a^*	b^*	C^*_{ab}	h^*_{ab}	
O _M	43.8	54.41	32.95	63.61	31	
Y _M	87.58	-4.04	90.02	90.11	93	
L _M	51.95	-55.83	36.46	66.68	147	
C _M	59.62	-25.67	-35.94	44.17	234	
V _M	25.01	45.64	-58.96	74.57	308	
M _M	45.88	71.17	-36.79	80.12	333	
N _M	20.0	0.43	-5.99	6.01	274	
W _M	95.0	0.62	-8.52	8.54	274	
R _M	39.92	58.74	27.99	65.07	25	
J _M	81.26	-2.89	71.56	71.62	92	
G _M	52.23	-42.42	13.6	44.55	162	
B _M	30.57	1.41	-46.47	46.49	272	

Data for maximum colour (Ma):

$LAB^*LAB^*_{Ma}: 72 -27 75$

$LAB^*LCH^*_{Ma}: 72 79 109$

$lab^*rgb^*_{Ma}: 0.75 1.0 0.0$

$lab^*olv^*_{Ma}: 0.66 1.0 0.0$

triangle lightness t^*

%Gamut

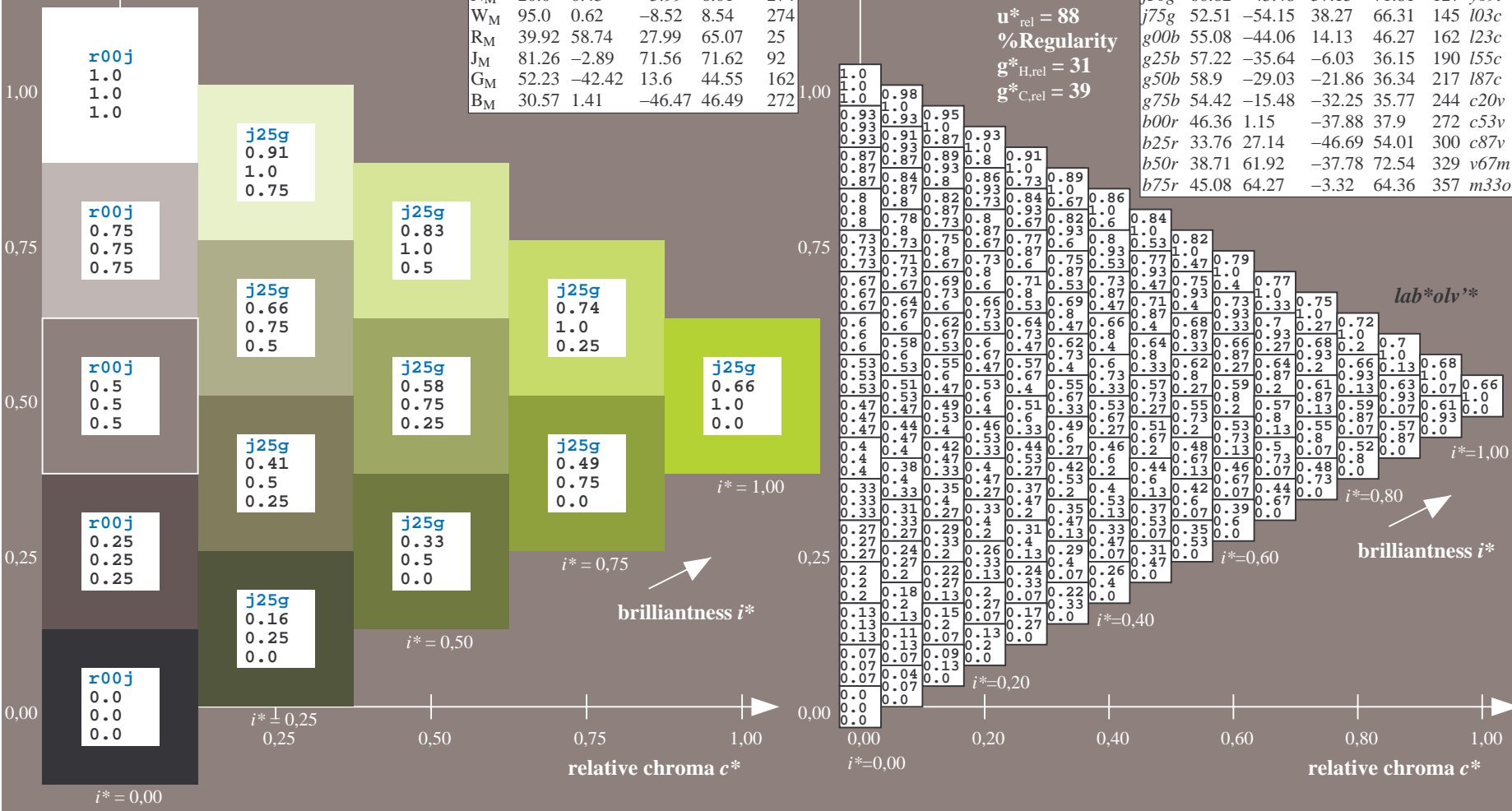
$u^*_{rel} = 88$

%Regularity

$g^*_{H,rel} = 31$

$g^*_{C,rel} = 39$

FRS12_95a; adapted (a) CIELAB data							
u^*_e	$L^*=L^*_a$	a^*_a	b^*_a	$C^*_{ab,a}$	$h^*_{ab,a}$	u^*_d	
r00j	44.18	56.95	27.14	63.08	25	m81o	
r25j	47.38	49.13	44.53	66.31	42	o10y	
r50j	57.76	35.24	58.41	68.22	59	o40y	
r75j	69.81	19.13	74.52	76.94	76	o69y	
j00g	87.06	-3.94	97.58	97.66	92	o98y	
j25g	72.25	-26.89	74.73	79.42	110	y34l	
j50g	60.82	-43.48	57.15	71.81	127	y69l	
j75g	52.51	-54.15	38.27	66.31	145	l03c	
g00b	55.08	-44.06	14.13	46.27	162	l23c	
g25b	57.22	-35.64	-6.03	36.15	190	l55c	
g50b	58.9	-29.03	-21.86	36.34	217	l87c	
g75b	54.42	-15.48	-32.25	35.77	244	c20c	
b00r	46.36	1.15	-37.88	37.9	272	c53v	
b25r	33.76	27.14	-46.69	54.01	300	c87v	
b50r	38.71	61.92	-37.78	72.54	329	v67m	
b75r	45.08	64.27	-3.32	64.36	357	m33o	



See for similar files: <http://www.ps.bam.de/Fe65/>; www.ps.bam.de/Version 2.1, io=1, ColSpX=0

BAM registration: 20081001-Fe65/10L/L65e00NP.PDF/ .PS BAM material: code=rhadata
 application for evaluation and measurement of printer or monitor systems

Input and output: Colorimetric Printer Reflective System FRS12_95a, L*=20_95 for relative CIELAB hue $h^* = lab^*h^* = h_{ab}/360 = 0.354$

data for any colour:

lab^*tch^* and lab^*icu^*

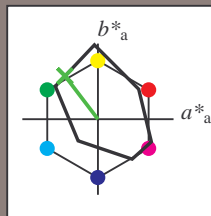
Hue texts:

$u^*_e = j50g$ $u^*_d = y69l$

contrast reduction factor:

$c_R = 0.9$

triangle lightness t^*



FRS12_95a; CIELAB data

u^*_e	$L^*=L^*$	a^*	b^*	C^*_{ab}	h^*_{ab}
O _M	43.8	54.41	32.95	63.61	31
Y _M	87.58	-4.04	90.02	90.11	93
L _M	51.95	-55.83	36.46	66.68	147
C _M	59.62	-25.67	-35.94	44.17	234
V _M	25.01	45.64	-58.96	74.57	308
M _M	45.88	71.17	-36.79	80.12	333
N _M	20.0	0.43	-5.99	6.01	274
W _M	95.0	0.62	-8.52	8.54	274
R _M	39.92	58.74	27.99	65.07	25
J _M	81.26	-2.89	71.56	71.62	92
G _M	52.23	-42.42	13.6	44.55	162
B _M	30.57	1.41	-46.47	46.49	272

Data for maximum colour (Ma):

$LAB^*LAB^*_{Ma}$: 61 -43 57

$LAB^*LCH^*_{Ma}$: 61 72 127

$lab^*rgb^*_{Ma}$: 0.5 1.0 0.0

$lab^*olv^*_{Ma}$: 0.3 1.0 0.0

triangle lightness t^*

%Gamut

$u^*_{rel} = 88$

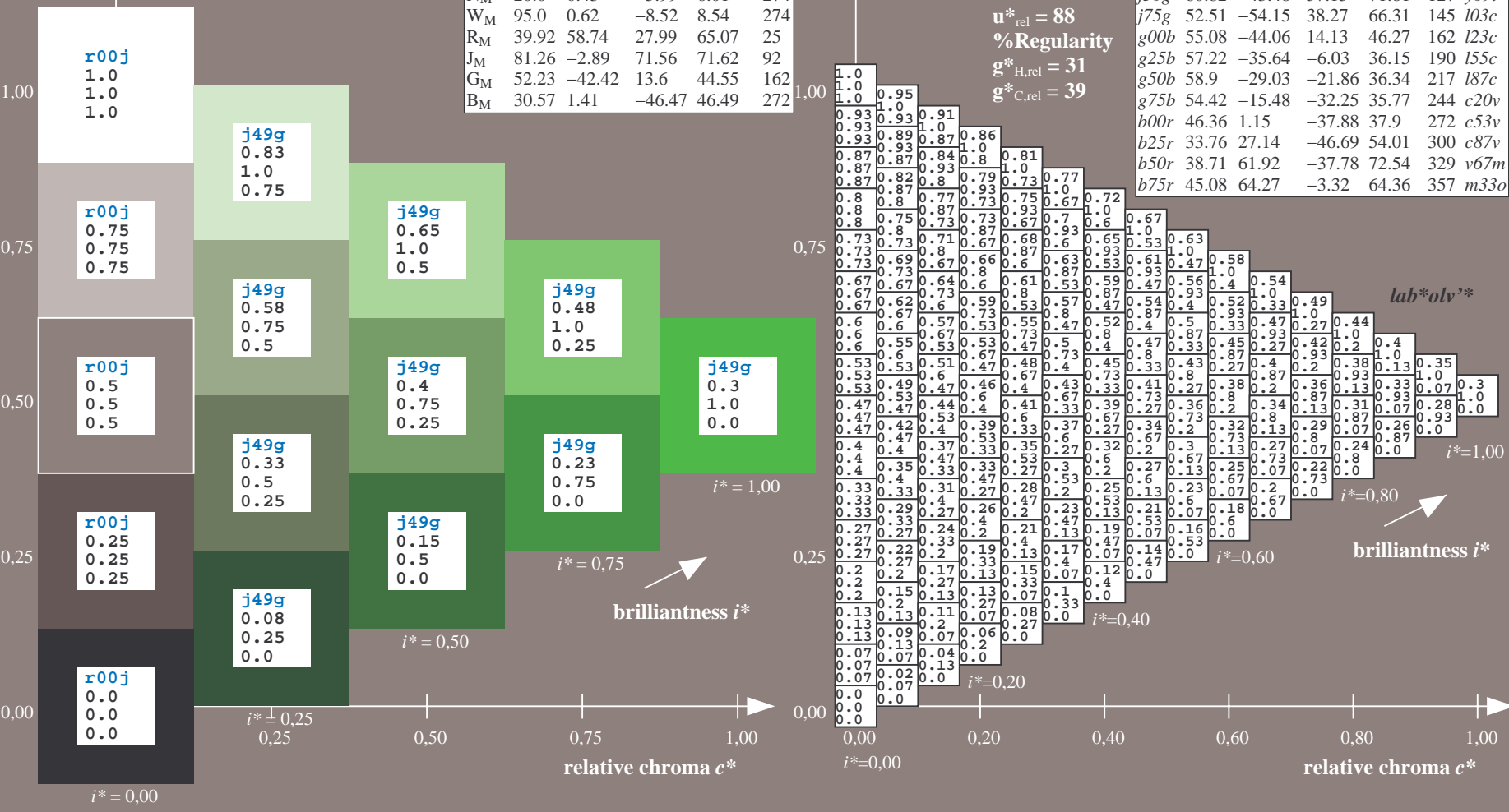
%Regularity

$g^*_{H,rel} = 31$

$g^*_{C,rel} = 39$

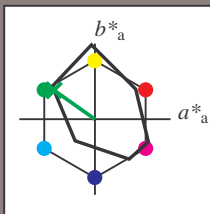
FRS12_95a; adapted (a) CIELAB data

u^*_e	$L^*=L^*_a$	a^*_a	b^*_a	$C^*_{ab,a}$	$h^*_{ab,a}$	u^*_d
r00j	44.18	56.95	27.14	63.08	25	m81o
r25j	47.38	49.13	44.53	66.31	42	o10y
r50j	57.76	35.24	58.41	68.22	59	o40y
r75j	69.81	19.13	74.52	76.94	76	o69y
j00g	87.06	-3.94	97.58	97.66	92	o98y
j25g	72.25	-26.89	74.73	79.42	110	y34l
j50g	60.82	-43.48	57.15	71.81	127	y69l
j75g	52.51	-54.15	38.27	66.31	145	l03c
g00b	55.08	-44.06	14.13	46.27	162	l23c
g25b	57.22	-35.64	-6.03	36.15	190	l55c
g50b	58.9	-29.03	-21.86	36.34	217	l87c
g75b	54.42	-15.48	-32.25	35.77	242	c20c
b00r	46.36	1.15	-37.88	37.9	274	c53v
b25r	33.76	27.14	-46.69	54.01	300	c87v
b50r	38.71	61.92	-37.78	72.54	329	v67m
b75r	45.08	64.27	-3.32	64.36	357	m33o



Input and output: Colorimetric Printer Reflective System FRS12_95a, L*=20_95 for relative CIELAB hue $h^* = lab^*h^* = h_{ab}/360 = 0.402$
 data for any colour:

lab^*tch^* and $lab^*ic_u^*$
 Hue texts:
 $u^*_e = j75g$ $u^*_d = i03c$
 contrast reduction factor:
 $c_R = 0.9$
 triangle lightness t^*



FRS12_95a; CIELAB data

	u^*_e	$L^*=L^*$	a^*	b^*	C^*_{ab}	h^*_{ab}
O _M	43.8	54.41	32.95	63.61	63.61	31
Y _M	87.58	-4.04	90.02	90.11	90.11	93
L _M	51.95	-55.83	36.46	66.68	66.68	147
C _M	59.62	-25.67	-35.94	44.17	44.17	234
V _M	25.01	45.64	-58.96	74.57	74.57	308
M _M	45.88	71.17	-36.79	80.12	80.12	333
N _M	20.0	0.43	-5.99	6.01	6.01	274
W _M	95.0	0.62	-8.52	8.54	8.54	274
R _M	39.92	58.74	27.99	65.07	65.07	25
J _M	81.26	-2.89	71.56	71.62	71.62	92
G _M	52.23	-42.42	13.6	44.55	44.55	162
B _M	30.57	1.41	-46.47	46.49	46.49	272

Data for maximum colour (Ma):

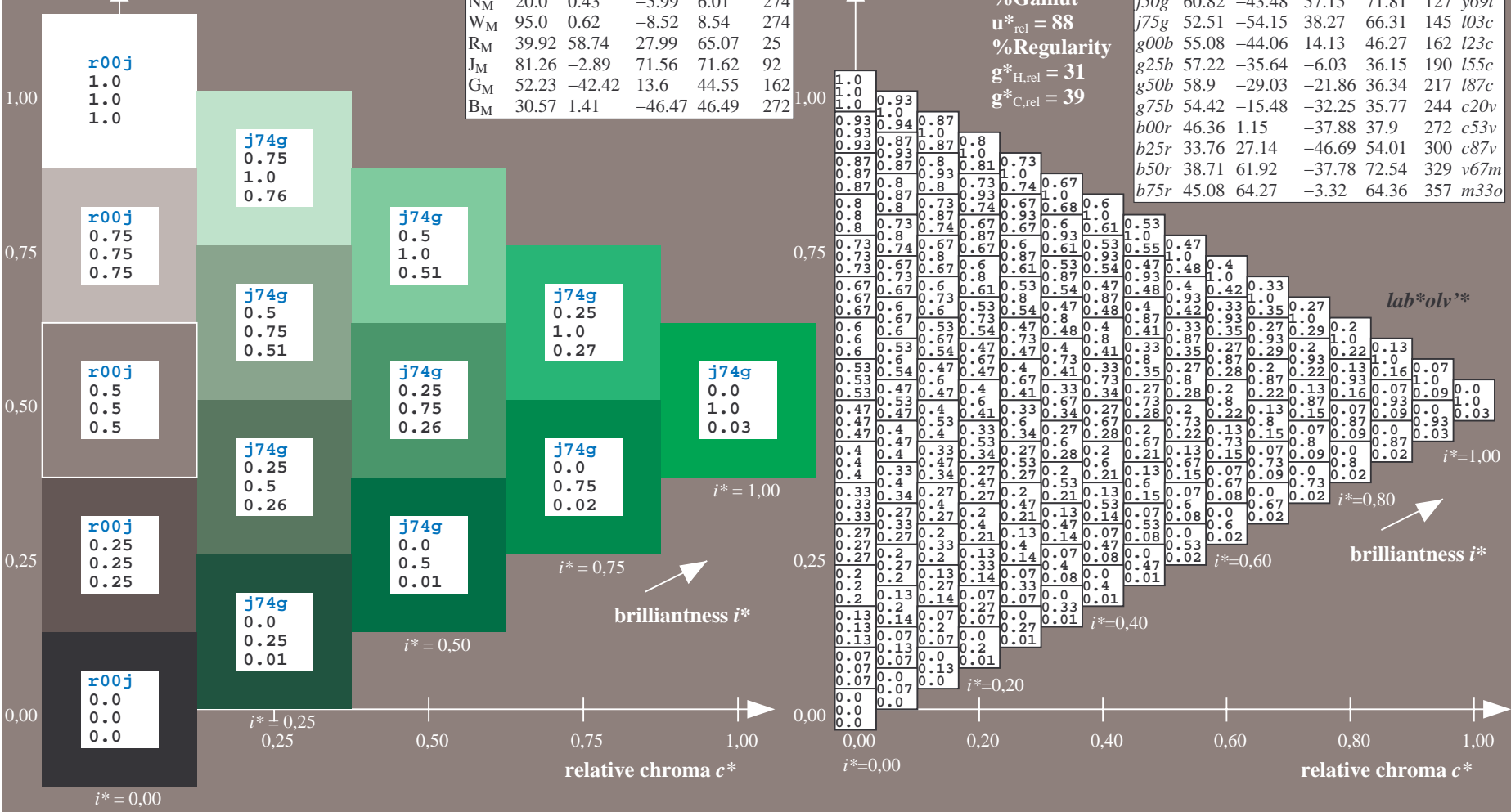
$LAB^*LAB^*_{Ma}$: 53 -54 38
 $LAB^*LCH^*_{Ma}$: 53 66 144
 $lab^*rgb^*_{Ma}$: 0.25 1.0 0.0
 $lab^*olv^*_{Ma}$: 0.0 1.0 0.03

FRS12_95a; adapted (a) CIELAB data

	u^*_e	$L^*=L^*_a$	a^*_a	b^*_a	$C^*_{ab,a}$	$h^*_{ab,a}$	u^*_d
r00j	44.18	56.95	27.14	63.08	25	m81o	
r25j	47.38	49.13	44.53	66.31	42	o10y	
r50j	57.76	35.24	58.41	68.22	59	o40y	
r75j	69.81	19.13	74.52	76.94	76	o69y	
j00g	87.06	-3.94	97.58	97.66	92	o98y	
j25g	72.25	-26.89	74.73	79.42	110	y34l	
j50g	60.82	-43.48	57.15	71.81	127	y69l	
j75g	52.51	-54.15	38.27	66.31	145	i03c	
g00b	55.08	-44.06	14.13	46.27	162	i23c	
g25b	57.22	-35.64	-6.03	36.15	190	i55c	
g50b	58.9	-29.03	-21.86	36.34	217	i87c	
g75b	54.42	-15.48	-32.25	35.77	244	c20v	
b00r	46.36	1.15	-37.88	37.9	272	c53v	
b25r	33.76	27.14	-46.69	54.01	300	c87v	
b50r	38.71	61.92	-37.78	72.54	329	v67m	
b75r	45.08	64.27	-3.32	64.36	357	m33o	

triangle lightness t^*

%Gamut
 $u^*_{rel} = 88$
 %Regularity
 $g^*_{H,rel} = 31$
 $g^*_{C,rel} = 39$

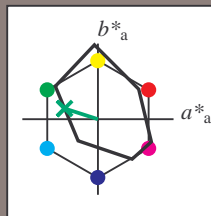


See for similar files: <http://www.ps.bam.de/Fe65/>; <http://www.ps.bam.de/Version 2.1, io=1,1, ColSpx=0>

BAM registration: 20081001-Fe65/10L/L65e00NP.PDF/ .PS BAM material: code=rh4ta
 application for evaluation and measurement of printer or monitor systems

Input and output: Colorimetric Printer Reflective System FRS12_95a, L*=20_95 for relative CIELAB hue $h^* = lab^*h^* = h_{ab}/360 = 0.451$
 data for any colour:
 lab^*tch^* and $lab^*ic_u^*$

Hue texts:
 $u^*_e = g00b$ $u^*_d = l23c$
 contrast reduction factor:
 $c_R = 0.9$
 triangle lightness t^*



FRS12_95a; CIELAB data

u^*_e	$L^*=L^*$	a^*	b^*	C^*_{ab}	h^*_{ab}
O _M	43.8	54.41	32.95	63.61	31
Y _M	87.58	-4.04	90.02	90.11	93
L _M	51.95	-55.83	36.46	66.68	147
C _M	59.62	-25.67	-35.94	44.17	234
V _M	25.01	45.64	-58.96	74.57	308
M _M	45.88	71.17	-36.79	80.12	333
N _M	20.0	0.43	-5.99	6.01	274
W _M	95.0	0.62	-8.52	8.54	274
R _M	39.92	58.74	27.99	65.07	25
J _M	81.26	-2.89	71.56	71.62	92
G _M	52.23	-42.42	13.6	44.55	162
B _M	30.57	1.41	-46.47	46.49	272

Data for maximum colour (Ma):

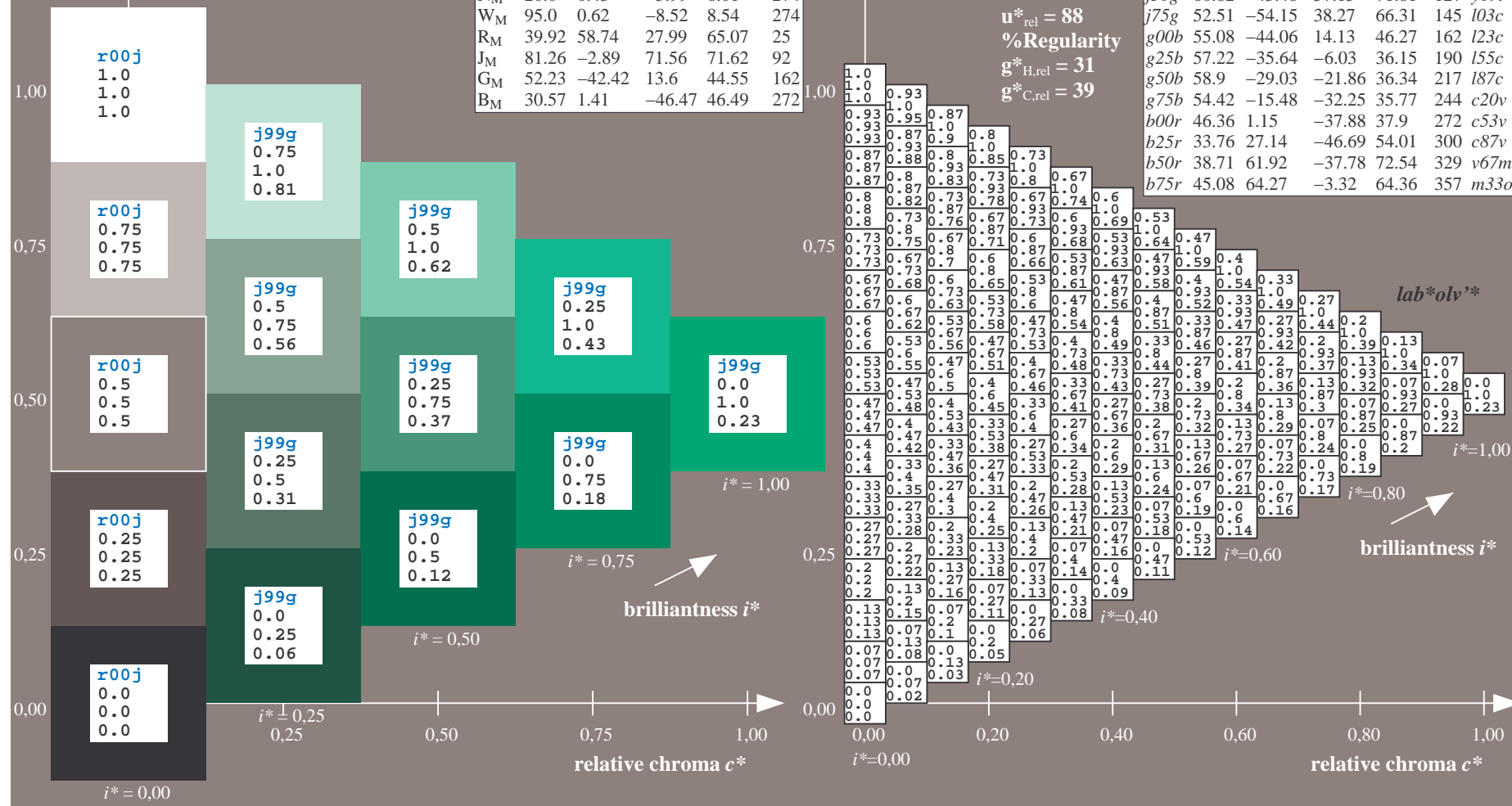
$LAB^*LAB^*_{Ma}: 55 -44 14$
 $LAB^*LCH^*_{Ma}: 55 46 162$
 $lab^*rgb^*_{Ma}: 0.0 1.0 0.0$
 $lab^*olv^*_{Ma}: 0.0 1.0 0.23$

FRS12_95a; adapted (a) CIELAB data

u^*_e	$L^*=L^*_a$	a^*_a	b^*_a	$C^*_{ab,a}$	$h^*_{ab,a}$	u^*_d
r00j	44.18	56.95	27.14	63.08	25	m81o
r25j	47.38	49.13	44.53	66.31	42	o10y
r50j	57.76	35.24	58.41	68.22	59	o40y
r75j	69.81	19.13	74.52	76.94	76	o69y
j00g	87.06	-3.94	97.58	97.66	92	o98y
j25g	72.25	-26.89	74.73	79.42	110	y34l
j50g	60.82	-43.48	57.15	71.81	127	y69l
j75g	52.51	-54.15	38.27	66.31	145	l03c
g00b	55.08	-44.06	14.13	46.27	162	l23c
g25b	57.22	-35.64	-6.03	36.15	190	l55c
g50b	58.9	-29.03	-21.86	36.34	217	l87c
g75b	54.42	-15.48	-32.25	35.77	244	c20c
b00r	46.36	1.15	-37.88	37.9	272	c53v
b25r	33.76	27.14	-46.69	54.01	300	c87v
b50r	38.71	61.92	-37.78	72.54	329	v67m
b75r	45.08	64.27	-3.32	64.36	357	m33o

triangle lightness t^*

%Gamut
 $u^*_{rel} = 88$
 %Regularity
 $g^*_{H,rel} = 31$
 $g^*_{C,rel} = 39$

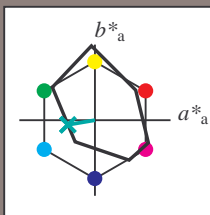


See for similar files: <http://www.ps.bam.de/Fe65/>; www.ps.bam.de/Version 2.1, io=1,1, ColSpX=0
 Technical information: <http://www.ps.bam.de>

BAM registration: 20081001-Fe65/10L/L65e00NP.PDF/ .PS BAM material: code=rh4ta
 application for evaluation and measurement of printer or monitor systems

Input and output: Colorimetric Printer Reflective System FRS12_95a, L*=20_95 for relative CIELAB hue $h^* = lab^*h^* = h_{ab}/360 = 0.527$
 data for any colour:
 lab^*tch^* and $lab^*ic_u^*$

Hue texts:
 $u^*_e = g25b$ $u^*_d = l55c$
 contrast reduction factor:
 $c_R = 0.9$
 triangle lightness t^*



FRS12_95a; CIELAB data

u^*_e	$L^*=L^*$	a^*	b^*	C^*_{ab}	h^*_{ab}
O _M	43.8	54.41	32.95	63.61	31
Y _M	87.58	-4.04	90.02	90.11	93
L _M	51.95	-55.83	36.46	66.68	147
C _M	59.62	-25.67	-35.94	44.17	234
V _M	25.01	45.64	-58.96	74.57	308
M _M	45.88	71.17	-36.79	80.12	333
N _M	20.0	0.43	-5.99	6.01	274
W _M	95.0	0.62	-8.52	8.54	274
R _M	39.92	58.74	27.99	65.07	25
J _M	81.26	-2.89	71.56	71.62	92
G _M	52.23	-42.42	13.6	44.55	162
B _M	30.57	1.41	-46.47	46.49	272

Data for maximum colour (Ma):

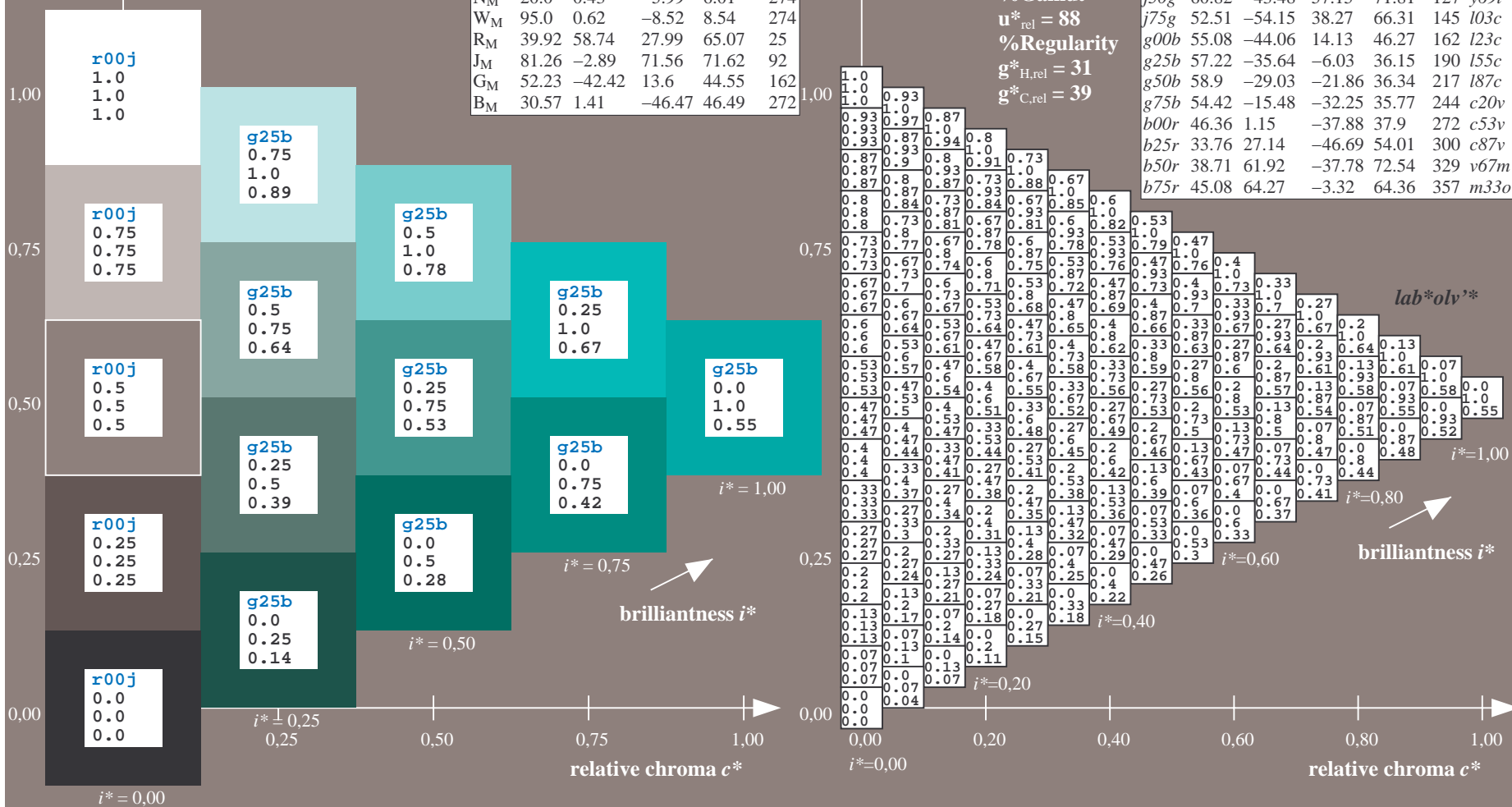
$LAB^*LAB^*_{Ma}: 57 -36 -6$
 $LAB^*LCH^*_{Ma}: 57 36 189$
 $lab^*rgb^*_{Ma}: 0.0 1.0 0.5$
 $lab^*olv^*_{Ma}: 0.0 1.0 0.55$

FRS12_95a; adapted (a) CIELAB data

u^*_e	$L^*=L^*_a$	a^*_a	b^*_a	$C^*_{ab,a}$	$h^*_{ab,a}$	u^*_d
r00j	44.18	56.95	27.14	63.08	25	m81o
r25j	47.38	49.13	44.53	66.31	42	o10y
r50j	57.76	35.24	58.41	68.22	59	o40y
r75j	69.81	19.13	74.52	76.94	76	o69y
j00g	87.06	-3.94	97.58	97.66	92	o98y
j25g	72.25	-26.89	74.73	79.42	110	y34l
j50g	60.82	-43.48	57.15	71.81	127	y69l
j75g	52.51	-54.15	38.27	66.31	145	l03c
g00b	55.08	-44.06	14.13	46.27	162	l23c
g25b	57.22	-35.64	-6.03	36.15	190	l55c
g50b	58.9	-29.03	-21.86	36.34	217	l87c
g75b	54.42	-15.48	-32.25	35.77	244	c20c
b00r	46.36	1.15	-37.88	37.9	272	c53v
b25r	33.76	27.14	-46.69	54.01	300	c87v
b50r	38.71	61.92	-37.78	72.54	329	v67m
b75r	45.08	64.27	-3.32	64.36	357	m33o

triangle lightness t^*

%Gamut
 $u^*_{rel} = 88$
 %Regularity
 $g^*_{H,rel} = 31$
 $g^*_{C,rel} = 39$



See for similar files: <http://www.ps.bam.de/Fe65/>; www.ps.bam.de/Version 2.1, io=1,1, ColSpX=0

BAM registration: 20081001-Fe65/10L/L65e00NP.PDF/ .PS BAM material: code=rhadata
 application for evaluation and measurement of printer or monitor systems

Input and output: Colorimetric Printer Reflective System FRS12_95a, L*=20_95 for relative CIELAB hue $h^* = lab^*h^* = h_{ab}/360 = 0.603$

data for any colour:

lab^*tch^* and lab^*icu^*

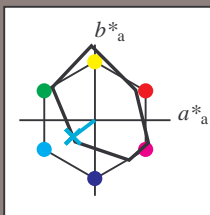
Hue texts:

$u^*_e = g50b$ $u^*_d = 187c$

contrast reduction factor:

$c_R = 0.9$

triangle lightness t^*



FRS12_95a; CIELAB data						
u^*_e	$L^*=L^*$	a^*	b^*	C^*_{ab}	h^*_{ab}	
O _M	43.8	54.41	32.95	63.61	31	
Y _M	87.58	-4.04	90.02	90.11	93	
L _M	51.95	-55.83	36.46	66.68	147	
C _M	59.62	-25.67	-35.94	44.17	234	
V _M	25.01	45.64	-58.96	74.57	308	
M _M	45.88	71.17	-36.79	80.12	333	
N _M	20.0	0.43	-5.99	6.01	274	
W _M	95.0	0.62	-8.52	8.54	274	
R _M	39.92	58.74	27.99	65.07	25	
J _M	81.26	-2.89	71.56	71.62	92	
G _M	52.23	-42.42	13.6	44.55	162	
B _M	30.57	1.41	-46.47	46.49	272	

Data for maximum colour (Ma):

$LAB^*LAB^*_{Ma}$: 59 -29 -22

$LAB^*LCH^*_{Ma}$: 59 36 216

$lab^*rgb^*_{Ma}$: 0.0 1.0 1.0

$lab^*olv^*_{Ma}$: 0.0 1.0 0.88

triangle lightness t^*

%Gamut

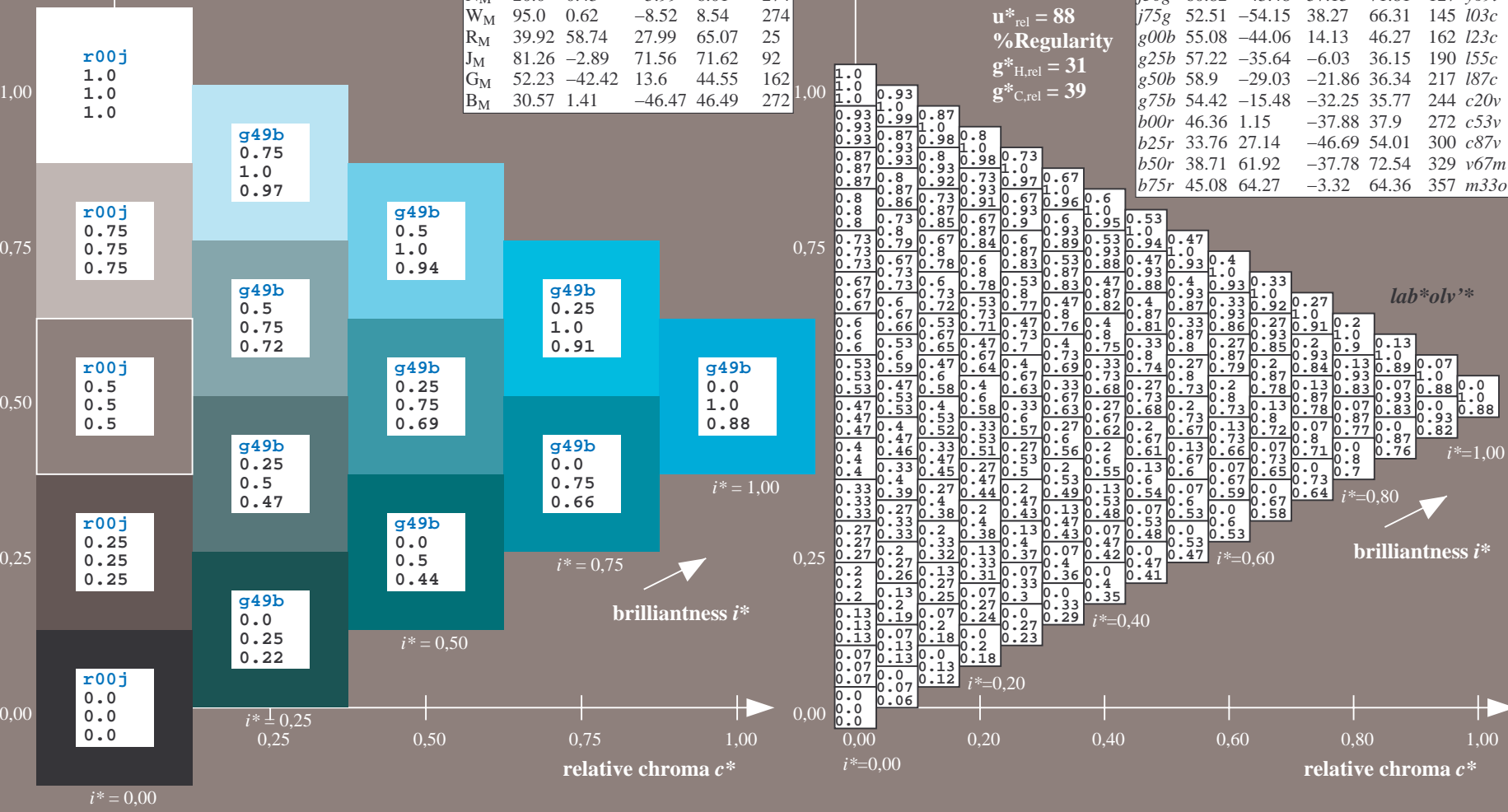
$u^*_{rel} = 88$

%Regularity

$g^*_{H,rel} = 31$

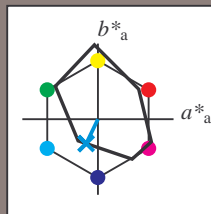
$g^*_{C,rel} = 39$

FRS12_95a; adapted (a) CIELAB data							
u^*_e	$L^*=L^*_a$	a^*_a	b^*_a	$C^*_{ab,a}$	$h^*_{ab,a}$	u^*_d	
r00j	44.18	56.95	27.14	63.08	25	m81o	
r25j	47.38	49.13	44.53	66.31	42	o10y	
r50j	57.76	35.24	58.41	68.22	59	o40y	
r75j	69.81	19.13	74.52	76.94	76	o69y	
j00g	87.06	-3.94	97.58	97.66	92	o98y	
j25g	72.25	-26.89	74.73	79.42	110	y34l	
j50g	60.82	-43.48	57.15	71.81	127	y69l	
j75g	52.51	-54.15	38.27	66.31	145	l03c	
g00b	55.08	-44.06	14.13	46.27	162	l23c	
g25b	57.22	-35.64	-6.03	36.15	190	l55c	
g50b	58.9	-29.03	-21.86	36.34	217	l87c	
g75b	54.42	-15.48	-32.25	35.77	244	c20c	
b00r	46.36	1.15	-37.88	37.9	272	c53v	
b25r	33.76	27.14	-46.69	54.01	300	c87v	
b50r	38.71	61.92	-37.78	72.54	329	v67m	
b75r	45.08	64.27	-3.32	64.36	357	m33o	



Input and output: Colorimetric Printer Reflective System FRS12_95a, L*=20_95 for relative CIELAB hue $h^* = lab^*h^* = h_{ab}/360 = 0.679$
 data for any colour:
 lab^*tch^* and lab^*icu^*

Hue texts:
 $u^*_e = g75b$ $u^*_d = c20v$
 contrast reduction factor:
 $c_R = 0.9$
 triangle lightness t^*



FRS12_95a; CIELAB data

	u^*_e	$L^*=L^*$	a^*	b^*	C^*_{ab}	h^*_{ab}
O _M	43.8	54.41	32.95	63.61	63.61	31
Y _M	87.58	-4.04	90.02	90.11	90.11	93
L _M	51.95	-55.83	36.46	66.68	66.68	147
C _M	59.62	-25.67	-35.94	44.17	44.17	234
V _M	25.01	45.64	-58.96	74.57	74.57	308
M _M	45.88	71.17	-36.79	80.12	80.12	333
N _M	20.0	0.43	-5.99	6.01	6.01	274
W _M	95.0	0.62	-8.52	8.54	8.54	274
R _M	39.92	58.74	27.99	65.07	65.07	25
J _M	81.26	-2.89	71.56	71.62	71.62	92
G _M	52.23	-42.42	13.6	44.55	44.55	162
B _M	30.57	1.41	-46.47	46.49	46.49	272

Data for maximum colour (Ma):

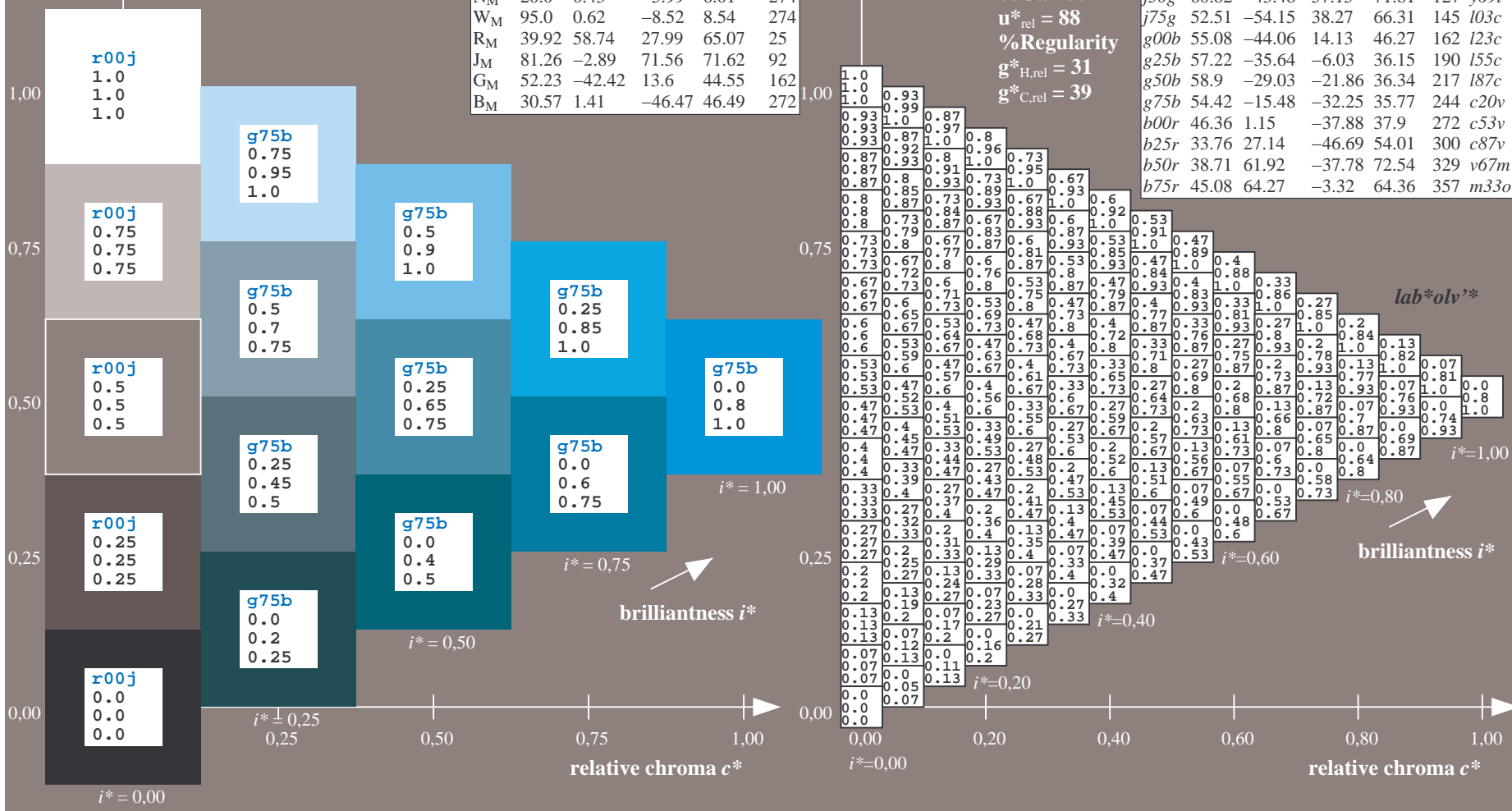
$LAB^*LAB^*_{Ma}$: 54 -15 -32
 $LAB^*LCH^*_{Ma}$: 54 36 244
 $lab^*rgb^*_{Ma}$: 0.0 0.5 1.0
 $lab^*olv^*_{Ma}$: 0.0 0.8 1.0

triangle lightness t^*

%Gamut
 $u^*_{rel} = 88$
 %Regularity
 $g^*_{H,rel} = 31$
 $g^*_{C,rel} = 39$

FRS12_95a; adapted (a) CIELAB data

	u^*_e	$L^*=L^*_a$	a^*_a	b^*_a	$C^*_{ab,a}$	$h^*_{ab,a}$	u^*_d
r00j	44.18	56.95	27.14	63.08	25	m81o	
r25j	47.38	49.13	44.53	66.31	42	o10y	
r50j	57.76	35.24	58.41	68.22	59	o40y	
r75j	69.81	19.13	74.52	76.94	76	o69y	
j00g	87.06	-3.94	97.58	97.66	92	o98y	
j25g	72.25	-26.89	74.73	79.42	110	y34l	
j50g	60.82	-43.48	57.15	71.81	127	y69l	
j75g	52.51	-54.15	38.27	66.31	145	l03c	
g00b	55.08	-44.06	14.13	46.27	162	l23c	
g25b	57.22	-35.64	-6.03	36.15	190	l55c	
g50b	58.9	-29.03	-21.86	36.34	217	l87c	
g75b	54.42	-15.48	-32.25	35.77	244	c20v	
b00r	46.36	1.15	-37.88	37.9	272	c53v	
b25r	33.76	27.14	-46.69	54.01	300	c87v	
b50r	38.71	61.92	-37.78	72.54	329	v67m	
b75r	45.08	64.27	-3.32	64.36	357	m33o	

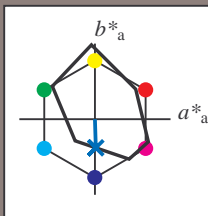


See for similar files: <http://www.ps.bam.de/Fe65/>; www.ps.bam.de/Version 2.1, io=1,1, ColSpX=0

BAM registration: 20081001-Fe65/10L/L65e00NP.PDF/ .PS BAM material: code=rhadata
 application for evaluation and measurement of printer or monitor systems

Input and output: Colorimetric Printer Reflective System FRS12_95a, L*=20_95 for relative CIELAB hue $h^* = lab^*h^* = h_{ab}/360 = 0.755$
 data for any colour:
 lab^*tch^* and lab^*icu^*

Hue texts:
 $u^*_e = b00r$ $u^*_d = c53v$
 contrast reduction factor:
 $c_R = 0.9$
 triangle lightness t^*



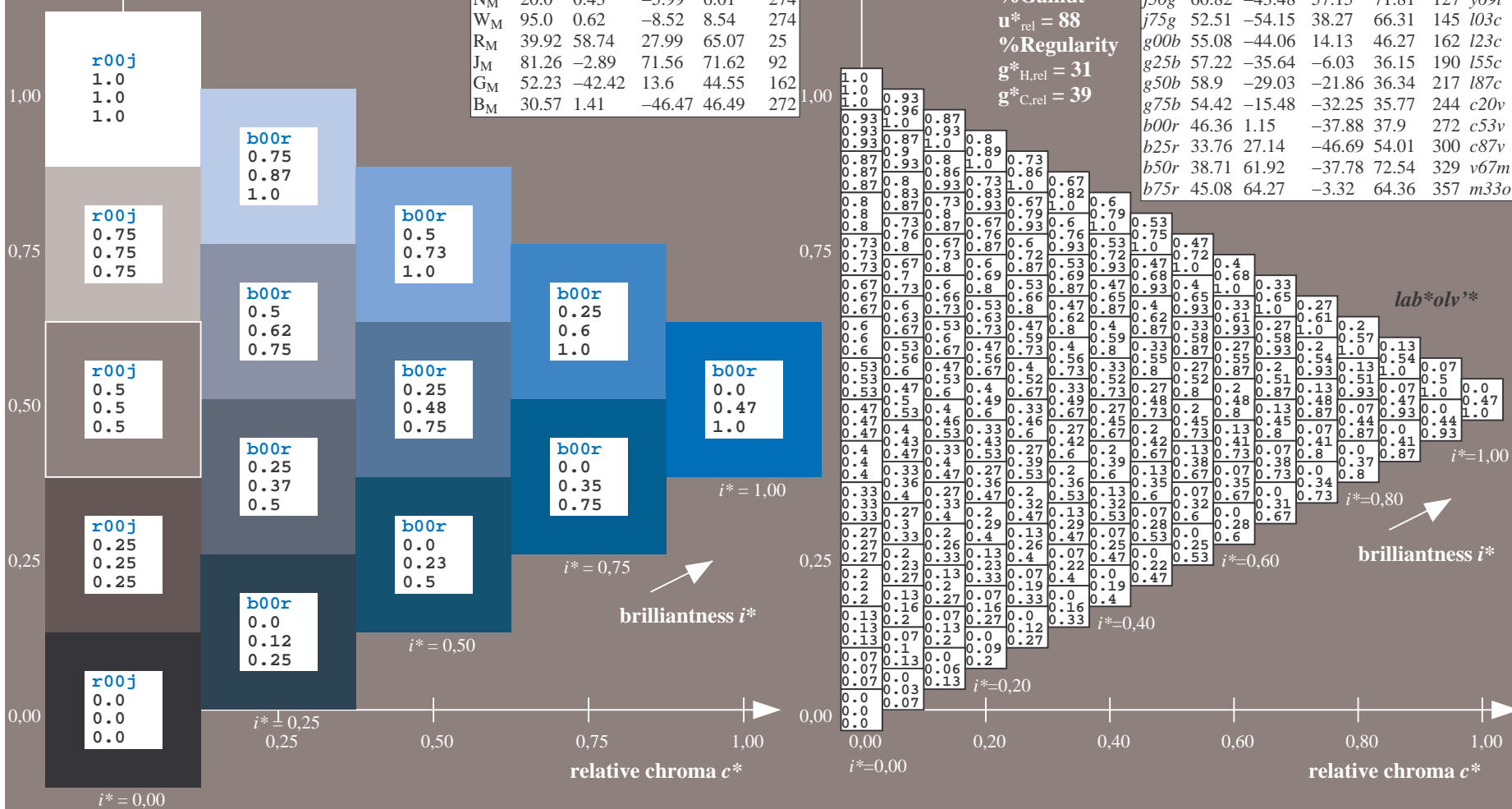
FRS12_95a; CIELAB data						
u^*_e	$L^*=L^*$	a^*	b^*	C^*_{ab}	h^*_{ab}	
O _M	43.8	54.41	32.95	63.61	31	
Y _M	87.58	-4.04	90.02	90.11	93	
L _M	51.95	-55.83	36.46	66.68	147	
C _M	59.62	-25.67	-35.94	44.17	234	
V _M	25.01	45.64	-58.96	74.57	308	
M _M	45.88	71.17	-36.79	80.12	333	
N _M	20.0	0.43	-5.99	6.01	274	
W _M	95.0	0.62	-8.52	8.54	274	
R _M	39.92	58.74	27.99	65.07	25	
J _M	81.26	-2.89	71.56	71.62	92	
G _M	52.23	-42.42	13.6	44.55	162	
B _M	30.57	1.41	-46.47	46.49	272	

Data for maximum colour (Ma):

$LAB^*LAB^*_{Ma}$: 46 1 -38
 $LAB^*LCH^*_{Ma}$: 46 38 271
 $lab^*rgb^*_{Ma}$: 0.0 0.0 1.0
 $lab^*olv^*_{Ma}$: 0.0 0.47 1.0

FRS12_95a; adapted (a) CIELAB data							
u^*_e	$L^*=L^*_a$	a^*_a	b^*_a	$C^*_{ab,a}$	$h^*_{ab,a}$	u^*_d	
r00j	44.18	56.95	27.14	63.08	25	m81o	
r25j	47.38	49.13	44.53	66.31	42	o10y	
r50j	57.76	35.24	58.41	68.22	59	o40y	
r75j	69.81	19.13	74.52	76.94	76	o69y	
j00g	87.06	-3.94	97.58	97.66	92	o98y	
j25g	72.25	-26.89	74.73	79.42	110	y34l	
j50g	60.82	-43.48	57.15	71.81	127	y69l	
j75g	52.51	-54.15	38.27	66.31	145	l03c	
g00b	55.08	-44.06	14.13	46.27	162	l23c	
g25b	57.22	-35.64	-6.03	36.15	190	l55c	
g50b	58.9	-29.03	-21.86	36.34	217	l87c	
g75b	54.42	-15.48	-32.25	35.77	244	c20v	
b00r	46.36	1.15	-37.88	37.9	272	c53v	
b25r	33.76	27.14	-46.69	54.01	300	c87v	
b50r	38.71	61.92	-37.78	72.54	329	v67m	
b75r	45.08	64.27	-3.32	64.36	357	m33o	

%Gamut
 $u^*_{rel} = 88$
 %Regularity
 $g^*_{H,rel} = 31$
 $g^*_{C,rel} = 39$



Input and output: Colorimetric Printer Reflective System FRS12_95a, L*=20_95 for relative CIELAB hue $h^* = lab^*h^* = h_{ab}/360 = 0.834$

data for any colour:

lab^*tch^* and $lab^*ic_u^*$

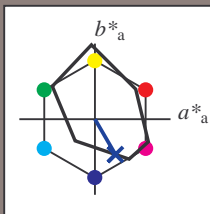
Hue texts:

$u^*_e = b25r$ $u^*_d = c87v$

contrast reduction factor:

$c_R = 0.9$

triangle lightness t^*



FRS12_95a; CIELAB data

u^*_e	$L^*=L^*$	a^*	b^*	C^*_{ab}	h^*_{ab}
O _M	43.8	54.41	32.95	63.61	31
Y _M	87.58	-4.04	90.02	90.11	93
L _M	51.95	-55.83	36.46	66.68	147
C _M	59.62	-25.67	-35.94	44.17	234
V _M	25.01	45.64	-58.96	74.57	308
M _M	45.88	71.17	-36.79	80.12	333
N _M	20.0	0.43	-5.99	6.01	274
W _M	95.0	0.62	-8.52	8.54	274
R _M	39.92	58.74	27.99	65.07	25
J _M	81.26	-2.89	71.56	71.62	92
G _M	52.23	-42.42	13.6	44.55	162
B _M	30.57	1.41	-46.47	46.49	272

Data for maximum colour (Ma):

$LAB^*LAB^*_{Ma}$: 34 27 -47

$LAB^*LCH^*_{Ma}$: 34 54 300

$lab^*rgb^*_{Ma}$: 0.5 0.0 1.0

$lab^*olv^*_{Ma}$: 0.0 0.13 1.0

triangle lightness t^*

%Gamut

$u^*_{rel} = 88$

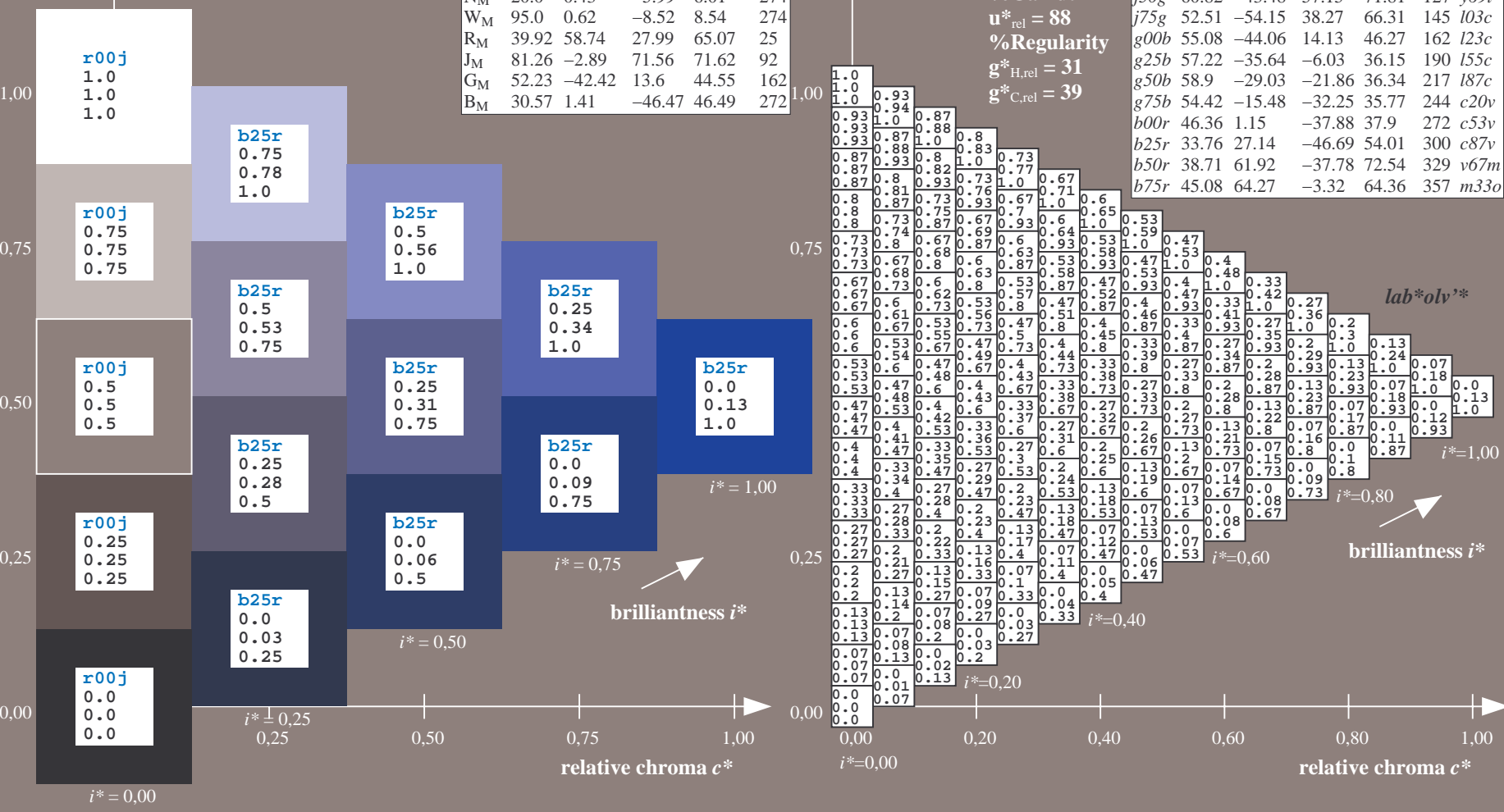
%Regularity

$g^*_{H,rel} = 31$

$g^*_{C,rel} = 39$

FRS12_95a; adapted (a) CIELAB data

u^*_e	$L^*=L^*_a$	a^*_a	b^*_a	$C^*_{ab,a}$	$h^*_{ab,a}$	u^*_d
r00j	44.18	56.95	27.14	63.08	25	m81o
r25j	47.38	49.13	44.53	66.31	42	o10y
r50j	57.76	35.24	58.41	68.22	59	o40y
r75j	69.81	19.13	74.52	76.94	76	o69y
j00g	87.06	-3.94	97.58	97.66	92	o98y
j25g	72.25	-26.89	74.73	79.42	110	y34l
j50g	60.82	-43.48	57.15	71.81	127	y69l
j75g	52.51	-54.15	38.27	66.31	145	l03c
g00b	55.08	-44.06	14.13	46.27	162	l23c
g25b	57.22	-35.64	-6.03	36.15	190	l55c
g50b	58.9	-29.03	-21.86	36.34	217	l87c
g75b	54.42	-15.48	-32.25	35.77	244	c20v
b00r	46.36	1.15	-37.88	37.9	272	c53v
b25r	33.76	27.14	-46.69	54.01	300	c87v
b50r	38.71	61.92	-37.78	72.54	329	v67m
b75r	45.08	64.27	-3.32	64.36	357	m33o

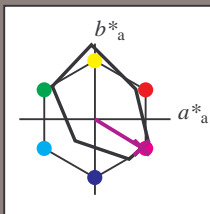


See for similar files: <http://www.ps.bam.de/Fe65/>; www.ps.bam.de/Fe.HTM
 Technical information: <http://www.ps.bam.de> Version 2.1, io=1,1, ColSpx=0

BAM registration: 20081001-Fe65/10L/L65e00NP.PDF/ .PS BAM material: code=rh4ta
 application for evaluation and measurement of printer or monitor systems

Input and output: Colorimetric Printer Reflective System FRS12_95a, L*=20_95 for relative CIELAB hue $h^* = lab^*h^* = h_{ab}/360 = 0.913$
 data for any colour:

lab^*tch^* and lab^*icu^*
 Hue texts:
 $u^*_e = b50r$ $u^*_d = v67m$
 contrast reduction factor:
 $c_R = 0.9$
 triangle lightness t^*



FRS12_95a; CIELAB data

	u^*_e	$L^*=L^*$	a^*	b^*	C^*_{ab}	h^*_{ab}
O_M	43.8	54.41	32.95	63.61	63.61	31
Y_M	87.58	-4.04	90.02	90.11	90.11	93
L_M	51.95	-55.83	36.46	66.68	66.68	147
C_M	59.62	-25.67	-35.94	44.17	44.17	234
V_M	25.01	45.64	-58.96	74.57	74.57	308
M_M	45.88	71.17	-36.79	80.12	80.12	333
N_M	20.0	0.43	-5.99	6.01	6.01	274
W_M	95.0	0.62	-8.52	8.54	8.54	274
R_M	39.92	58.74	27.99	65.07	65.07	25
J_M	81.26	-2.89	71.56	71.62	71.62	92
G_M	52.23	-42.42	13.6	44.55	44.55	162
B_M	30.57	1.41	-46.47	46.49	46.49	272

Data for maximum colour (Ma):

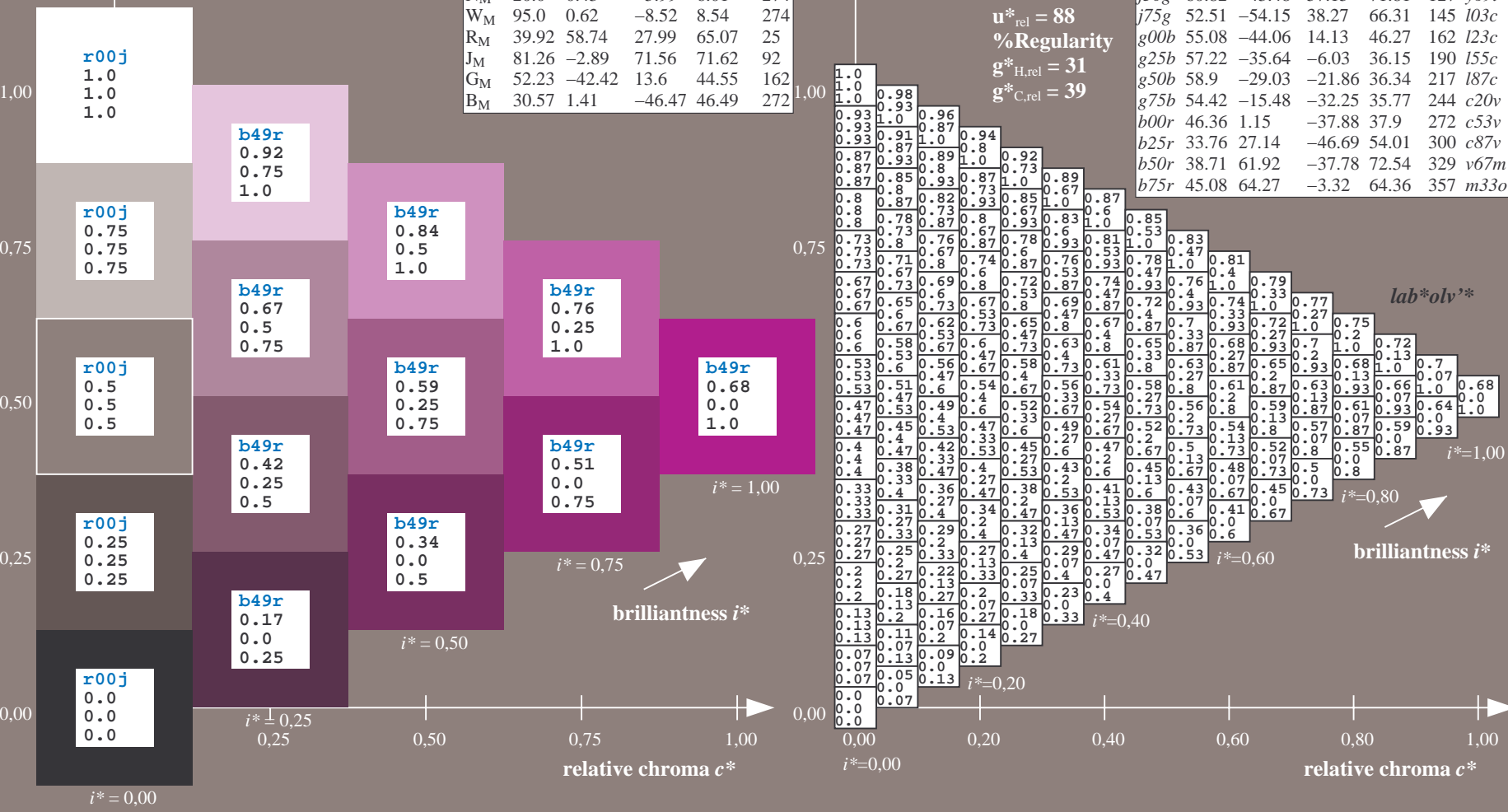
$LAB^*LAB^*_{Ma}$: 39 62 -38
 $LAB^*LCH^*_{Ma}$: 39 73 328
 $lab^*rgb^*_{Ma}$: 1.0 0.0 1.0
 $lab^*olv^*_{Ma}$: 0.68 0.0 1.0

triangle lightness t^*

%Gamut
 $u^*_{rel} = 88$
 %Regularity
 $g^*_{H,rel} = 31$
 $g^*_{C,rel} = 39$

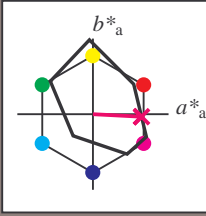
FRS12_95a; adapted (a) CIELAB data

	u^*_e	$L^*=L^*_a$	a^*_a	b^*_a	$C^*_{ab,a}$	$h^*_{ab,a}$	u^*_d
$r00j$	44.18	56.95	27.14	63.08	25	$m81o$	
$r25j$	47.38	49.13	44.53	66.31	42	$o10y$	
$r50j$	57.76	35.24	58.41	68.22	59	$o40y$	
$r75j$	69.81	19.13	74.52	76.94	76	$o69y$	
$j00g$	87.06	-3.94	97.58	97.66	92	$o98y$	
$j25g$	72.25	-26.89	74.73	79.42	110	$y34l$	
$j50g$	60.82	-43.48	57.15	71.81	127	$y69l$	
$j75g$	52.51	-54.15	38.27	66.31	145	$l03c$	
$g00b$	55.08	-44.06	14.13	46.27	162	$l23c$	
$g25b$	57.22	-35.64	-6.03	36.15	190	$l55c$	
$g50b$	58.9	-29.03	-21.86	36.34	217	$l87c$	
$g75b$	54.42	-15.48	-32.25	35.77	244	$c20v$	
$b00r$	46.36	1.15	-37.88	37.9	272	$c53v$	
$b25r$	33.76	27.14	-46.69	54.01	300	$c87v$	
$b50r$	38.71	61.92	-37.78	72.54	329	$v67m$	
$b75r$	45.08	64.27	-3.32	64.36	357	$m33o$	



Input and output: Colorimetric Printer Reflective System FRS12_95a, L*=20_95 for relative CIELAB hue $h^* = lab^*h^* = h_{ab}/360 = 0.992$
 data for any colour:
 lab^*tch^* and lab^*icu^*

Hue texts:
 $u^*_e = b75r$ $u^*_d = m33o$
 contrast reduction factor:
 $c_R = 0.9$
 triangle lightness t^*



FRS12_95a; CIELAB data

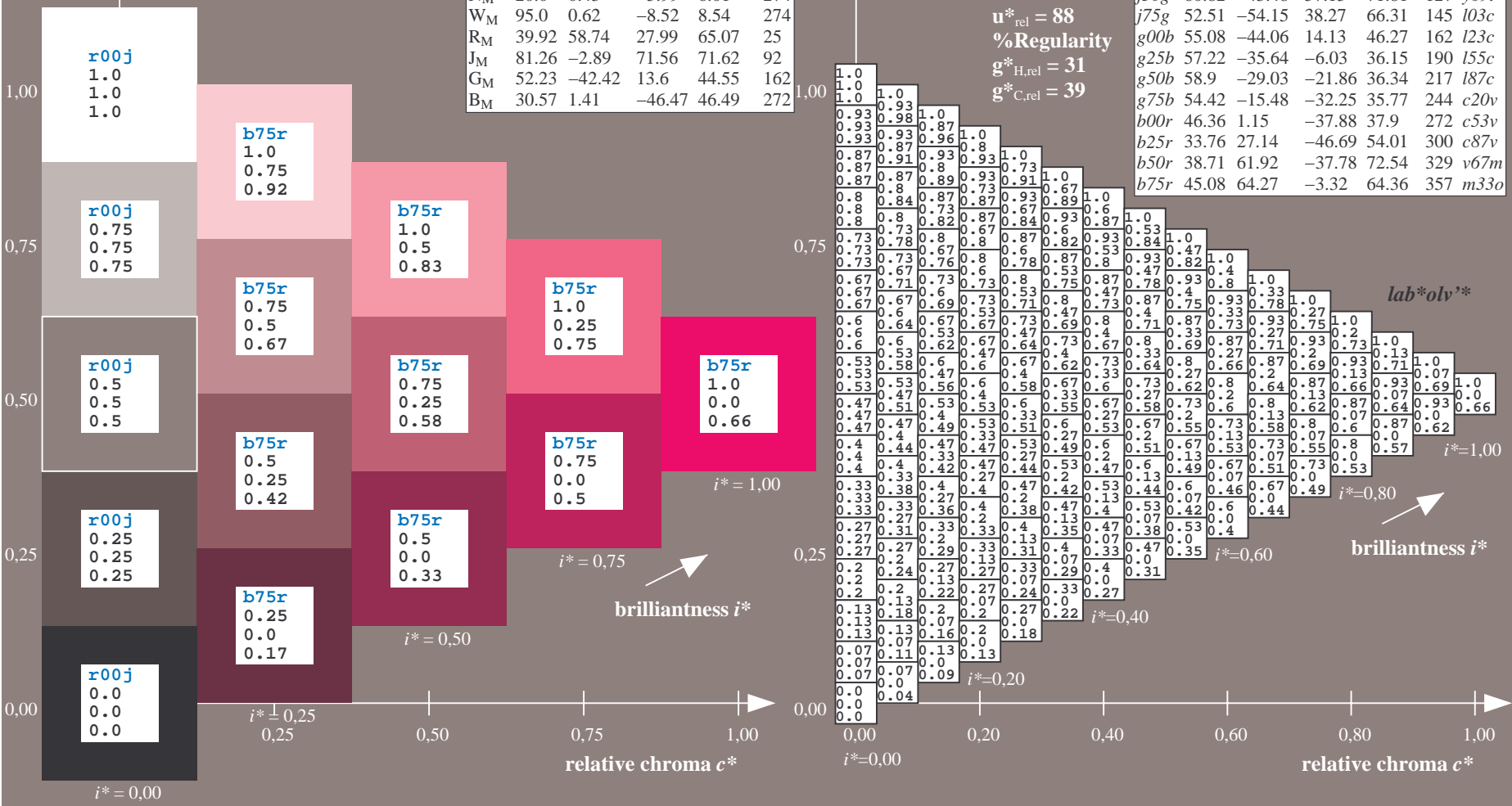
u^*_e	$L^*=L^*_a$	a^*	b^*	C^*_{ab}	h^*_{ab}
O _M	43.8	54.41	32.95	63.61	31
Y _M	87.58	-4.04	90.02	90.11	93
L _M	51.95	-55.83	36.46	66.68	147
C _M	59.62	-25.67	-35.94	44.17	234
V _M	25.01	45.64	-58.96	74.57	308
M _M	45.88	71.17	-36.79	80.12	333
N _M	20.0	0.43	-5.99	6.01	274
W _M	95.0	0.62	-8.52	8.54	274
R _M	39.92	58.74	27.99	65.07	25
J _M	81.26	-2.89	71.56	71.62	92
G _M	52.23	-42.42	13.6	44.55	162
B _M	30.57	1.41	-46.47	46.49	272

Data for maximum colour (Ma):
 $LAB^*LAB^*_Ma: 45\ 64\ -3$
 $LAB^*LCH^*_Ma: 45\ 64\ 357$
 $lab^*rgb^*_Ma: 1.0\ 0.0\ 0.5$
 $lab^*olv^*_Ma: 1.0\ 0.0\ 0.66$
 triangle lightness t^*

FRS12_95a; adapted (a) CIELAB data

u^*_e	$L^*=L^*_a$	a^*_a	b^*_a	$C^*_{ab,a}$	$h^*_{ab,a}$	u^*_d
r00j	44.18	56.95	27.14	63.08	25	m81o
r25j	47.38	49.13	44.53	66.31	42	o10y
r50j	57.76	35.24	58.41	68.22	59	o40y
r75j	69.81	19.13	74.52	76.94	76	o69y
j00g	87.06	-3.94	97.58	97.66	92	o98y
j25g	72.25	-26.89	74.73	79.42	110	y34l
j50g	60.82	-43.48	57.15	71.81	127	y69l
j75g	52.51	-54.15	38.27	66.31	145	l03c
g00b	55.08	-44.06	14.13	46.27	162	l23c
g25b	57.22	-35.64	-6.03	36.15	190	l55c
g50b	58.9	-29.03	-21.86	36.34	217	l87c
g75b	54.42	-15.48	-32.25	35.77	244	c20v
b00r	46.36	1.15	-37.88	37.9	272	c53v
b25r	33.76	27.14	-46.69	54.01	300	c87v
b50r	38.71	61.92	-37.78	72.54	329	v67m
b75r	45.08	64.27	-3.32	64.36	357	m33o

%Gamut
 $u^*_{rel} = 88$
 %Regularity
 $g^*_{H,rel} = 31$
 $g^*_{C,rel} = 39$

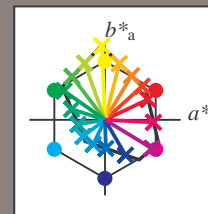


Input and output:
 Colorimetric Printer Reflective System FRS12_95a
 data for any colour:

u^*_e and number *no.* = 00 .. 15
 elementary hue text:
 $u^*_e = 16$ hues *r00j, r25j, ..., b75r*
 contrast reduction factor:
 $c_R = 0.9$

FRS12_95a; adapted (a) CIELAB data

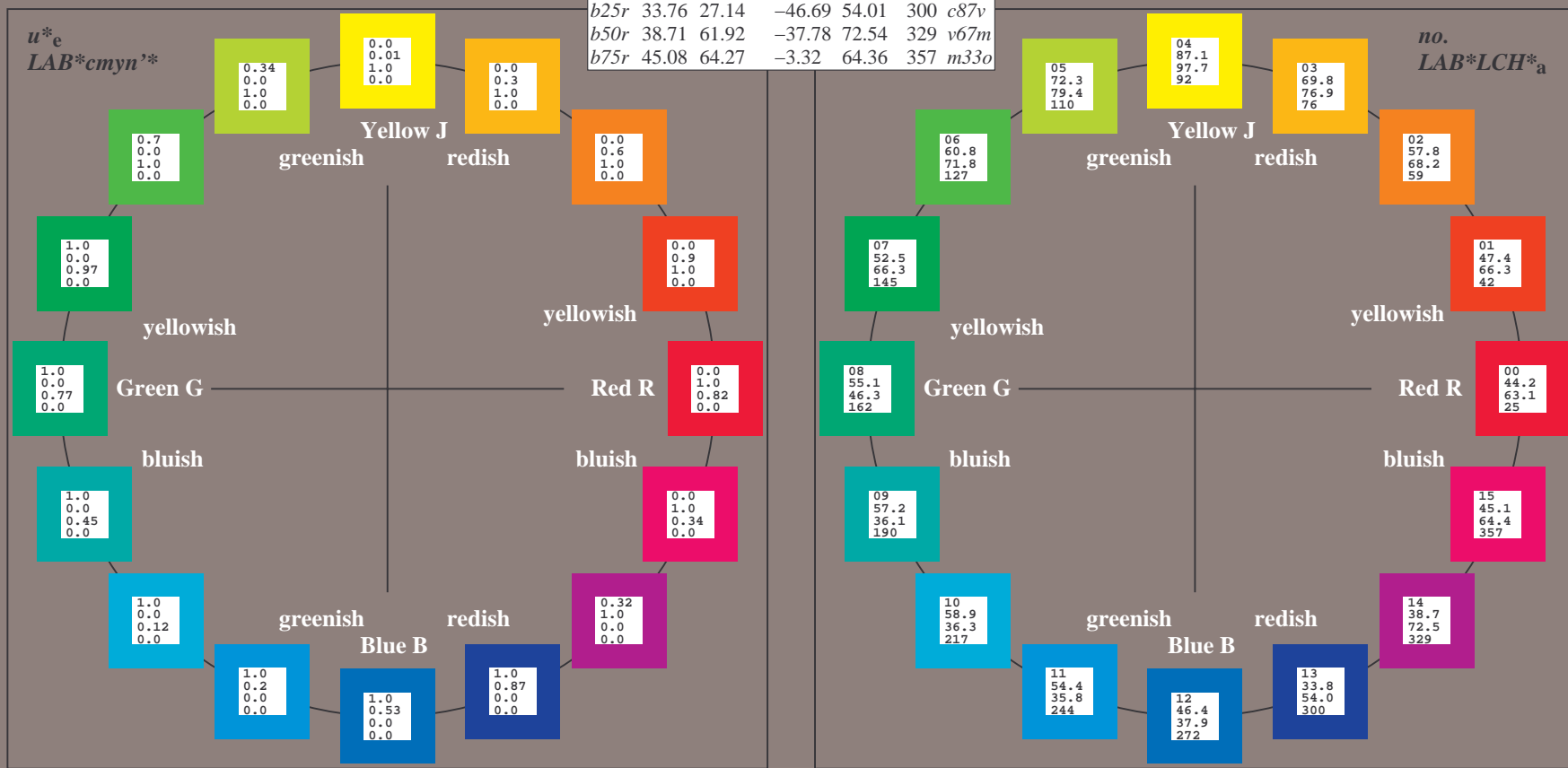
u^*_e	$L^*=L^*_a$	a^*_a	b^*_a	$C^*_{ab,a}$	$h^*_{ab,a}$	u^*_d
r00j	44.18	56.95	27.14	63.08	25	m81o
r25j	47.38	49.13	44.53	66.31	42	o10y
r50j	57.76	35.24	58.41	68.22	59	o40y
r75j	69.81	19.13	74.52	76.94	76	o69y
j00g	87.06	-3.94	97.58	97.66	92	o98y
j25g	72.25	-26.89	74.73	79.42	110	y34l
j50g	60.82	-43.48	57.15	71.81	127	y69l
j75g	52.51	-54.15	38.27	66.31	145	l03c
g00b	55.08	-44.06	14.13	46.27	162	l23c
g25b	57.22	-35.64	-6.03	36.15	190	l55c
g50b	58.9	-29.03	-21.86	36.34	217	l87c
g75b	54.42	-15.48	-32.25	35.77	244	c20v
b00r	46.36	1.15	-37.88	37.9	272	c53v
b25r	33.76	27.14	-46.69	54.01	300	c87v
b50r	38.71	61.92	-37.78	72.54	329	v67m
b75r	45.08	64.27	-3.32	64.36	357	m33o



%Gamut
 $u^*_{rel} = 88$
 %Regularity
 $g^*_{H,rel} = 31$
 $g^*_{C,rel} = 39$

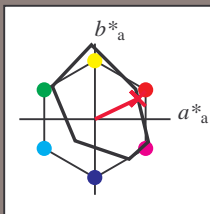
FRS12_95a; CIELAB data

Name	$L^*=L^*_a$	a^*_a	b^*_a	C^*_{ab}	h^*_{ab}
O _M	43.8	54.41	32.95	63.61	31
Y _M	87.58	-4.04	90.02	90.11	93
L _M	51.95	-55.83	36.46	66.68	147
C _M	59.62	-25.67	-35.94	44.17	234
V _M	25.01	45.64	-58.96	74.57	308
M _M	45.88	71.17	-36.79	80.12	333
N _M	20.0	0.43	-5.99	6.01	274
W _M	95.0	0.62	-8.52	8.54	274
R _{CIE}	39.92	58.74	27.99	65.07	25
J _{CIE}	81.26	-2.89	71.56	71.62	92
G _{CIE}	52.23	-42.42	13.6	44.55	162
B _{CIE}	30.57	1.41	-46.47	46.49	272



Input and output: Colorimetric Printer Reflective System FRS12_95a, L*=20_95 for relative CIELAB hue $h^* = lab^*h^* = h_{ab}/360 = 0.071$
 data for any colour:
 lab^*tch^* and lab^*icu^*

Hue texts:
 $u^*_e = r00j$ $u^*_d = m81o$
 contrast reduction factor:
 $c_R = 0.9$
 triangle lightness t^*



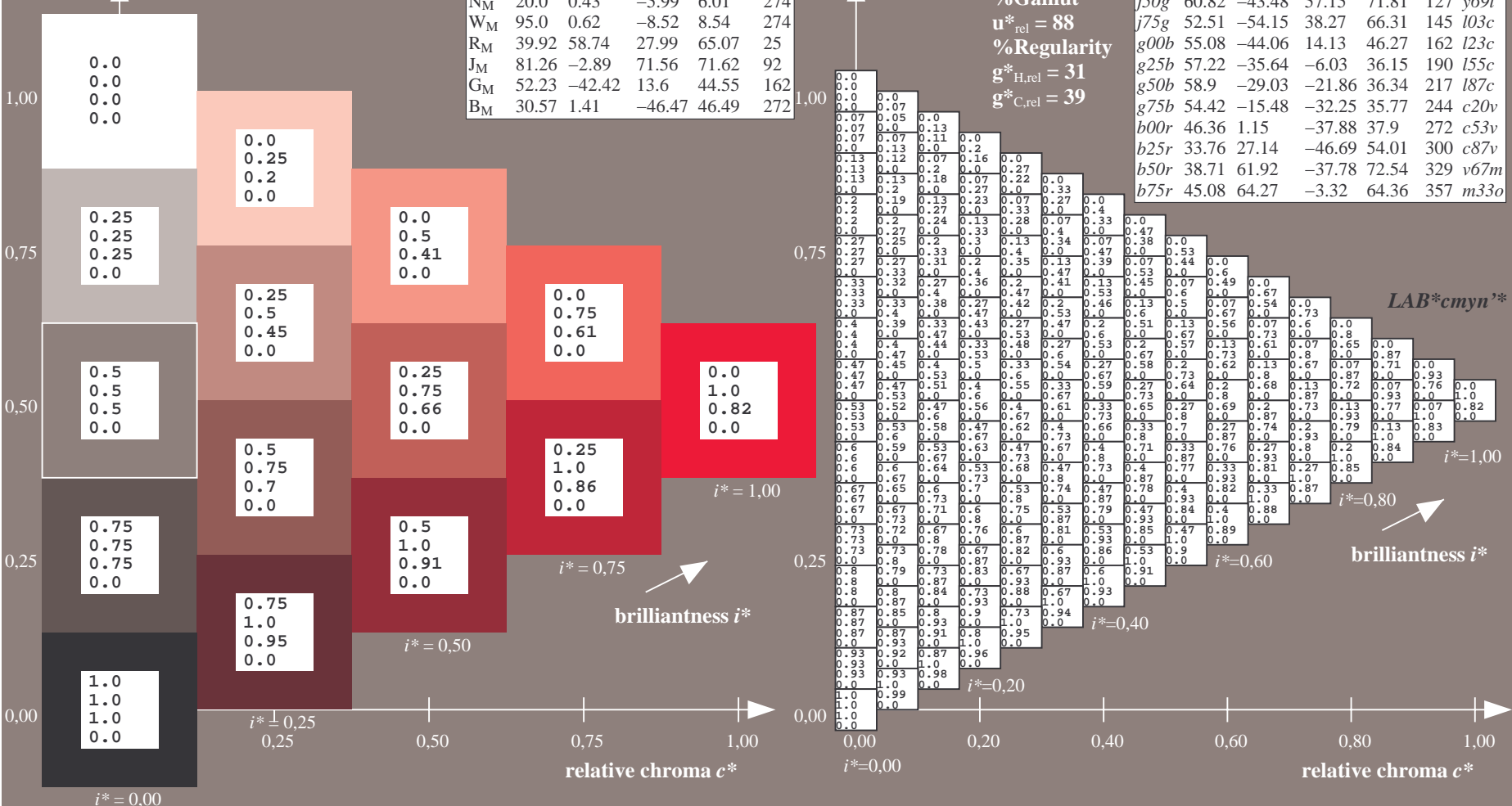
FRS12_95a; CIELAB data						
u^*_e	$L^*=L^*$	a^*	b^*	C^*_{ab}	h^*_{ab}	
O _M	43.8	54.41	32.95	63.61	31	
Y _M	87.58	-4.04	90.02	90.11	93	
L _M	51.95	-55.83	36.46	66.68	147	
C _M	59.62	-25.67	-35.94	44.17	234	
V _M	25.01	45.64	-58.96	74.57	308	
M _M	45.88	71.17	-36.79	80.12	333	
W _M	20.0	0.43	-5.99	6.01	274	
N _M	95.0	0.62	-8.52	8.54	274	
R _M	39.92	58.74	27.99	65.07	25	
J _M	81.26	-2.89	71.56	71.62	92	
G _M	52.23	-42.42	13.6	44.55	162	
B _M	30.57	1.41	-46.47	46.49	272	

Data for maximum colour (Ma):

$LAB^*LAB^*_{Ma}$: 44 57 27
 $LAB^*LCH^*_{Ma}$: 44 63 25
 $lab^*rgb^*_{Ma}$: 1.0 0.0 0.0
 $lab^*olv^*_{Ma}$: 1.0 0.0 0.18

triangle lightness t^*
 %Gamut
 $u^*_{rel} = 88$
 %Regularity
 $g^*_{H,rel} = 31$
 $g^*_{C,rel} = 39$

FRS12_95a; adapted (a) CIELAB data							
u^*_e	$L^*=L^*_a$	a^*_a	b^*_a	$C^*_{ab,a}$	$h^*_{ab,a}$	u^*_d	
r00j	44.18	56.95	27.14	63.08	25	m81o	
r25j	47.38	49.13	44.53	66.31	42	o10y	
r50j	57.76	35.24	58.41	68.22	59	o40y	
r75j	69.81	19.13	74.52	76.94	76	o69y	
j00g	87.06	-3.94	97.58	97.66	92	o98y	
j25g	72.25	-26.89	74.73	79.42	110	y34l	
j50g	60.82	-43.48	57.15	71.81	127	y69l	
j75g	52.51	-54.15	38.27	66.31	145	l03c	
g00b	55.08	-44.06	14.13	46.27	162	l23c	
g25b	57.22	-35.64	-6.03	36.15	190	l55c	
g50b	58.9	-29.03	-21.86	36.34	217	l87c	
g75b	54.42	-15.48	-32.25	35.77	244	c20v	
b00r	46.36	1.15	-37.88	37.9	272	c53v	
b25r	33.76	27.14	-46.69	54.01	300	c87v	
b50r	38.71	61.92	-37.78	72.54	329	v67m	
b75r	45.08	64.27	-3.32	64.36	357	m33o	

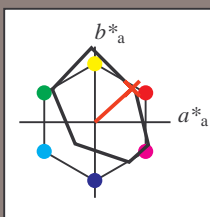


See for similar files: <http://www.ps.bam.de/Fe65/>; www.ps.bam.de/Version 2.1, io=1,1, ColSpx=0
 Technical information: <http://www.ps.bam.de>

BAM registration: 20081001-Fe65/10L/L65e00NP.PDF/ .PS
 application for evaluation and measurement of printer or monitor systems
 BAM material: code=rhadata

Input and output: Colorimetric Printer Reflective System FRS12_95a, L*=20_95 for relative CIELAB hue $h^* = lab^*h^* = h_{ab}/360 = 0.117$
 data for any colour:
 lab^*tch^* and lab^*icu^*

Hue texts:
 $u^*_e = r25j$ $u^*_d = o10y$
 contrast reduction factor:
 $c_R = 0.9$
 triangle lightness t^*



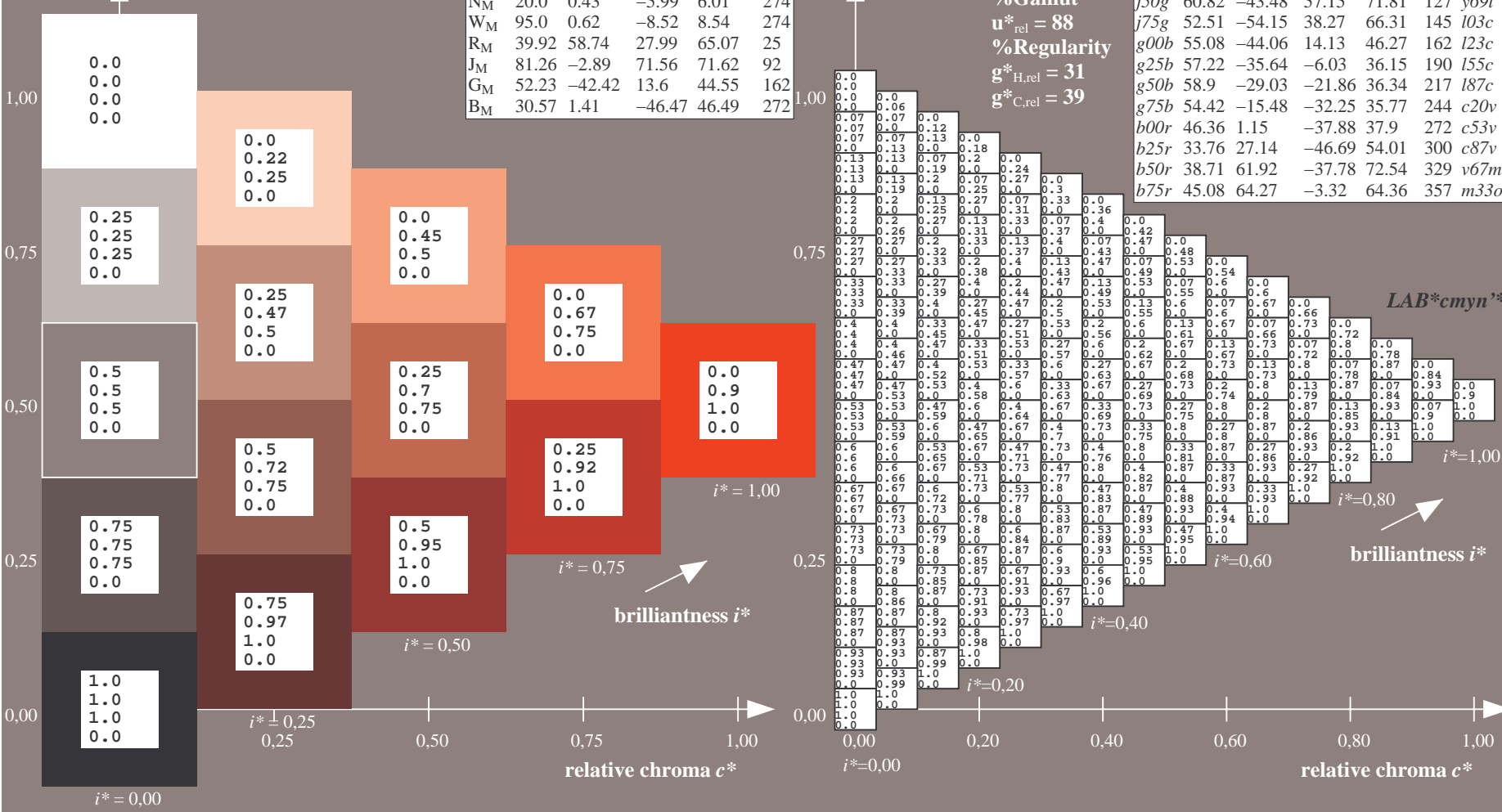
FRS12_95a; CIELAB data						
u^*_e	$L^*=L^*$	a^*	b^*	C^*_{ab}	h^*_{ab}	
O _M	43.8	54.41	32.95	63.61	31	
Y _M	87.58	-4.04	90.02	90.11	93	
L _M	51.95	-55.83	36.46	66.68	147	
C _M	59.62	-25.67	-35.94	44.17	234	
V _M	25.01	45.64	-58.96	74.57	308	
M _M	45.88	71.17	-36.79	80.12	333	
N _M	20.0	0.43	-5.99	6.01	274	
W _M	95.0	0.62	-8.52	8.54	274	
R _M	39.92	58.74	27.99	65.07	25	
J _M	81.26	-2.89	71.56	71.62	92	
G _M	52.23	-42.42	13.6	44.55	162	
B _M	30.57	1.41	-46.47	46.49	272	

Data for maximum colour (Ma):

$LAB^*LAB^*_{Ma}$: 47 49 45
 $LAB^*LCH^*_{Ma}$: 47 66 42
 $lab^*rgb^*_{Ma}$: 1.0 0.25 0.0
 $lab^*olv^*_{Ma}$: 1.0 0.1 0.0

triangle lightness t^*
 %Gamut $u^*_{rel} = 88$
 %Regularity $g^*_{H,rel} = 31$
 $g^*_{C,rel} = 39$

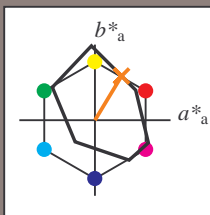
FRS12_95a; adapted (a) CIELAB data							
u^*_e	$L^*=L^*_a$	a^*_a	b^*_a	$C^*_{ab,a}$	$h^*_{ab,a}$	u^*_d	
r00j	44.18	56.95	27.14	63.08	25	m81o	
r25j	47.38	49.13	44.53	66.31	42	o10y	
r50j	57.76	35.24	58.41	68.22	59	o40y	
r75j	69.81	19.13	74.52	76.94	76	o69y	
j00g	87.06	-3.94	97.58	97.66	92	o98y	
j25g	72.25	-26.89	74.73	79.42	110	y34l	
j50g	60.82	-43.48	57.15	71.81	127	y69l	
j75g	52.51	-54.15	38.27	66.31	145	l03c	
g00b	55.08	-44.06	14.13	46.27	162	l23c	
g25b	57.22	-35.64	-6.03	36.15	190	l55c	
g50b	58.9	-29.03	-21.86	36.34	217	l87c	
g75b	54.42	-15.48	-32.25	35.77	244	c20v	
b00r	46.36	1.15	-37.88	37.9	272	c53v	
b25r	33.76	27.14	-46.69	54.01	300	c87v	
b50r	38.71	61.92	-37.78	72.54	329	v67m	
b75r	45.08	64.27	-3.32	64.36	357	m33o	



BAM registration: 20081001-Fe65/10L/L65e00NP.PDF/ .PS
 application for evaluation and measurement of printer or monitor systems
 BAM material: code=rhadata

Input and output: Colorimetric Printer Reflective System FRS12_95a, L*=20_95 for relative CIELAB hue $h^* = lab^*h^* = h_{ab}/360 = 0.164$
 data for any colour:
 lab^*tch^* and lab^*icu^*

Hue texts:
 $u^*_e = r50j$ $u^*_d = o40y$
 contrast reduction factor:
 $c_R = 0.9$
 triangle lightness t^*



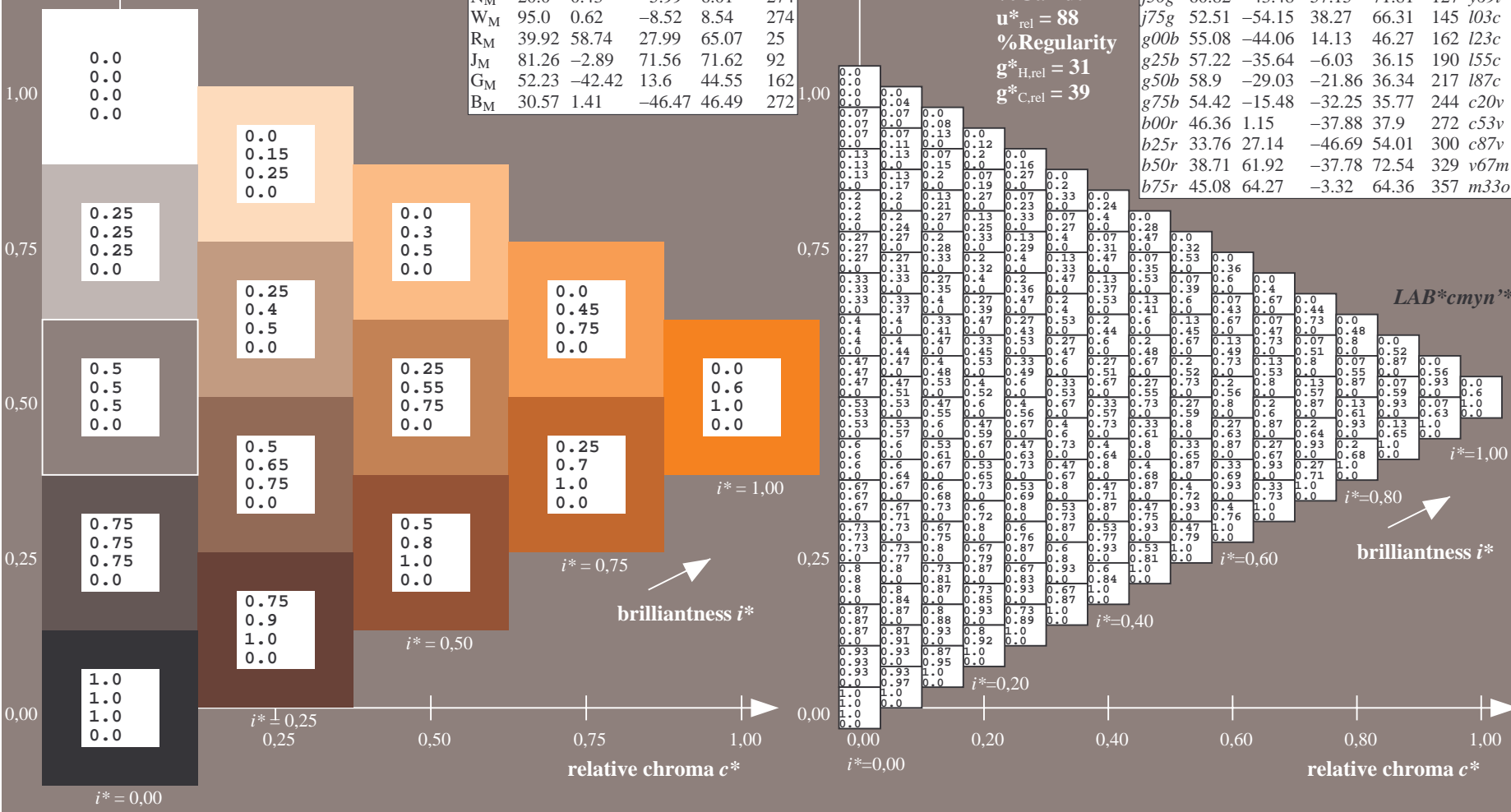
FRS12_95a; CIELAB data						
u^*_e	$L^*=L^*$	a^*	b^*	C^*_{ab}	h^*_{ab}	
O _M	43.8	54.41	32.95	63.61	31	
Y _M	87.58	-4.04	90.02	90.11	93	
L _M	51.95	-55.83	36.46	66.68	147	
C _M	59.62	-25.67	-35.94	44.17	234	
V _M	25.01	45.64	-58.96	74.57	308	
M _M	45.88	71.17	-36.79	80.12	333	
N _M	20.0	0.43	-5.99	6.01	274	
W _M	95.0	0.62	-8.52	8.54	274	
R _M	39.92	58.74	27.99	65.07	25	
J _M	81.26	-2.89	71.56	71.62	92	
G _M	52.23	-42.42	13.6	44.55	162	
B _M	30.57	1.41	-46.47	46.49	272	

Data for maximum colour (Ma):

$LAB^*LAB^*_{Ma}$: 58 35 58
 $LAB^*LCH^*_{Ma}$: 58 68 58
 $lab^*rgb^*_{Ma}$: 1.0 0.5 0.0
 $lab^*olv^*_{Ma}$: 1.0 0.4 0.0

FRS12_95a; adapted (a) CIELAB data						
u^*_e	$L^*=L^*_a$	a^*_a	b^*_a	$C^*_{ab,a}$	$h^*_{ab,a}$	u^*_d
r00j	44.18	56.95	27.14	63.08	25	m81o
r25j	47.38	49.13	44.53	66.31	42	o10y
r50j	57.76	35.24	58.41	68.22	59	o40y
r75j	69.81	19.13	74.52	76.94	76	o69y
j00g	87.06	-3.94	97.58	97.66	92	o98y
j25g	72.25	-26.89	74.73	79.42	110	y34l
j50g	60.82	-43.48	57.15	71.81	127	y69l
j75g	52.51	-54.15	38.27	66.31	145	l03c
g00b	55.08	-44.06	14.13	46.27	162	l23c
g25b	57.22	-35.64	-6.03	36.15	190	l55c
g50b	58.9	-29.03	-21.86	36.34	217	l87c
g75b	54.42	-15.48	-32.25	35.77	244	c20v
b00r	46.36	1.15	-37.88	37.9	272	c53v
b25r	33.76	27.14	-46.69	54.01	300	c87v
b50r	38.71	61.92	-37.78	72.54	329	v67m
b75r	45.08	64.27	-3.32	64.36	357	m33o

triangle lightness t^*
 %Gamut $u^*_{rel} = 88$
 %Regularity $g^*_{H,rel} = 31$
 $g^*_{C,rel} = 39$

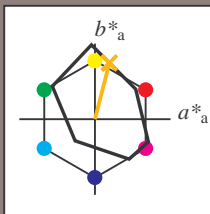


See for similar files: <http://www.ps.bam.de/Fe65/>; [www.ps.bam.de/Version 2.1, io=1,1, Colspx=0](http://www.ps.bam.de/Version2.1,io=1,1,Colspx=0)
 Technical information: <http://www.ps.bam.de>

BAM registration: 20081001-Fe65/10L/L65e00NP.PDF/ .PS
 application for evaluation and measurement of printer or monitor systems
 BAM material: code=rhadata

Input and output: Colorimetric Printer Reflective System FRS12_95a, L*=20_95 for relative CIELAB hue $h^* = lab^*h^* = h_{ab}/360 = 0.21$
 data for any colour:
 lab^*tch^* and lab^*icu^*

Hue texts:
 $u^*_e = r75j$ $u^*_d = o69y$
 contrast reduction factor:
 $c_R = 0.9$
 triangle lightness t^*



FRS12_95a; CIELAB data						
u^*_e	$L^*=L^*$	a^*	b^*	C^*_{ab}	h^*_{ab}	
O _M	43.8	54.41	32.95	63.61	31	
Y _M	87.58	-4.04	90.02	90.11	93	
L _M	51.95	-55.83	36.46	66.68	147	
C _M	59.62	-25.67	-35.94	44.17	234	
V _M	25.01	45.64	-58.96	74.57	308	
M _M	45.88	71.17	-36.79	80.12	333	
N _M	20.0	0.43	-5.99	6.01	274	
W _M	95.0	0.62	-8.52	8.54	274	
R _M	39.92	58.74	27.99	65.07	25	
J _M	81.26	-2.89	71.56	71.62	92	
G _M	52.23	-42.42	13.6	44.55	162	
B _M	30.57	1.41	-46.47	46.49	272	

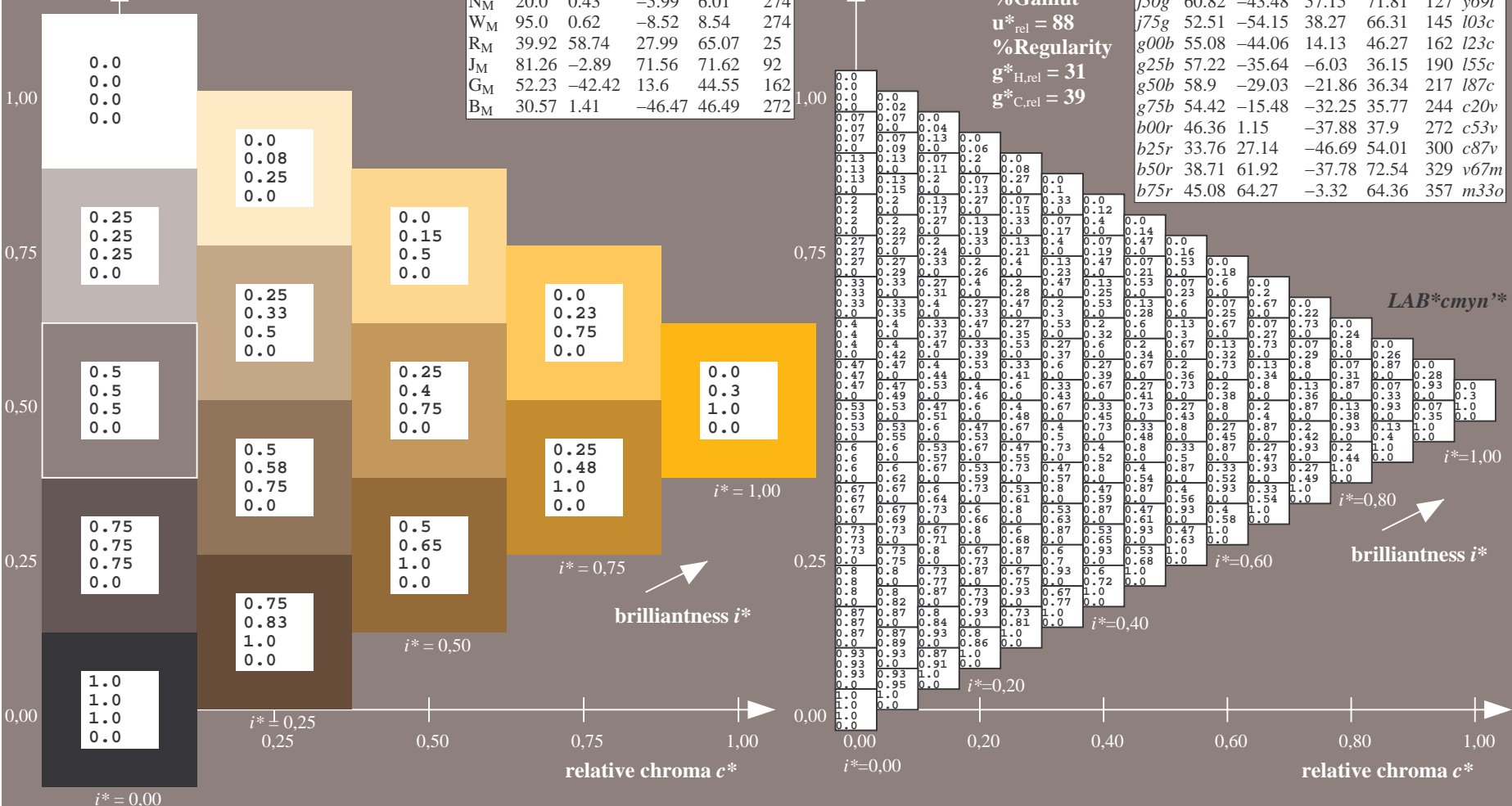
Data for maximum colour (Ma):

$LAB^*LAB^*_{Ma}$: 70 19 75
 $LAB^*LCH^*_{Ma}$: 70 77 75
 $lab^*rgb^*_{Ma}$: 1.0 0.75 0.0
 $lab^*olv^*_{Ma}$: 1.0 0.7 0.0

triangle lightness t^*

%Gamut
 $u^*_{rel} = 88$
 %Regularity
 $g^*_{H,rel} = 31$
 $g^*_{C,rel} = 39$

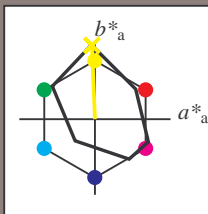
FRS12_95a; adapted (a) CIELAB data							
u^*_e	$L^*=L^*_a$	a^*_a	b^*_a	$C^*_{ab,a}$	$h^*_{ab,a}$	u^*_d	
r00j	44.18	56.95	27.14	63.08	25	m81o	
r25j	47.38	49.13	44.53	66.31	42	o10y	
r50j	57.76	35.24	58.41	68.22	59	o40y	
r75j	69.81	19.13	74.52	76.94	76	o69y	
j00g	87.06	-3.94	97.58	97.66	92	o98y	
j25g	72.25	-26.89	74.73	79.42	110	y34l	
j50g	60.82	-43.48	57.15	71.81	127	y69l	
j75g	52.51	-54.15	38.27	66.31	145	l03c	
g00b	55.08	-44.06	14.13	46.27	162	l23c	
g25b	57.22	-35.64	-6.03	36.15	190	l55c	
g50b	58.9	-29.03	-21.86	36.34	217	l87c	
g75b	54.42	-15.48	-32.25	35.77	244	c20v	
b00r	46.36	1.15	-37.88	37.9	272	c53v	
b25r	33.76	27.14	-46.69	54.01	300	c87v	
b50r	38.71	61.92	-37.78	72.54	329	v67m	
b75r	45.08	64.27	-3.32	64.36	357	m33o	



BAM registration: 20081001-Fe65/10L/L65e00NP.PDF/ .PS
 application for evaluation and measurement of printer or monitor systems
 BAM material: code=rhadata

Input and output: Colorimetric Printer Reflective System FRS12_95a, L*=20_95 for relative CIELAB hue $h^* = lab^*h^* = h_{ab}/360 = 0.256$
 data for any colour:
 lab^*tch^* and lab^*icu^*

Hue texts:
 $u^*_e = j00g$ $u^*_d = o98y$
 contrast reduction factor:
 $c_R = 0.9$
 triangle lightness t^*



FRS12_95a; CIELAB data						
u^*_e	$L^*=L^*$	a^*	b^*	C^*_{ab}	h^*_{ab}	
O _M	43.8	54.41	32.95	63.61	31	
Y _M	87.58	-4.04	90.02	90.11	93	
L _M	51.95	-55.83	36.46	66.68	147	
C _M	59.62	-25.67	-35.94	44.17	234	
V _M	25.01	45.64	-58.96	74.57	308	
M _M	45.88	71.17	-36.79	80.12	333	
N _M	20.0	0.43	-5.99	6.01	274	
W _M	95.0	0.62	-8.52	8.54	274	
R _M	39.92	58.74	27.99	65.07	25	
J _M	81.26	-2.89	71.56	71.62	92	
G _M	52.23	-42.42	13.6	44.55	162	
B _M	30.57	1.41	-46.47	46.49	272	

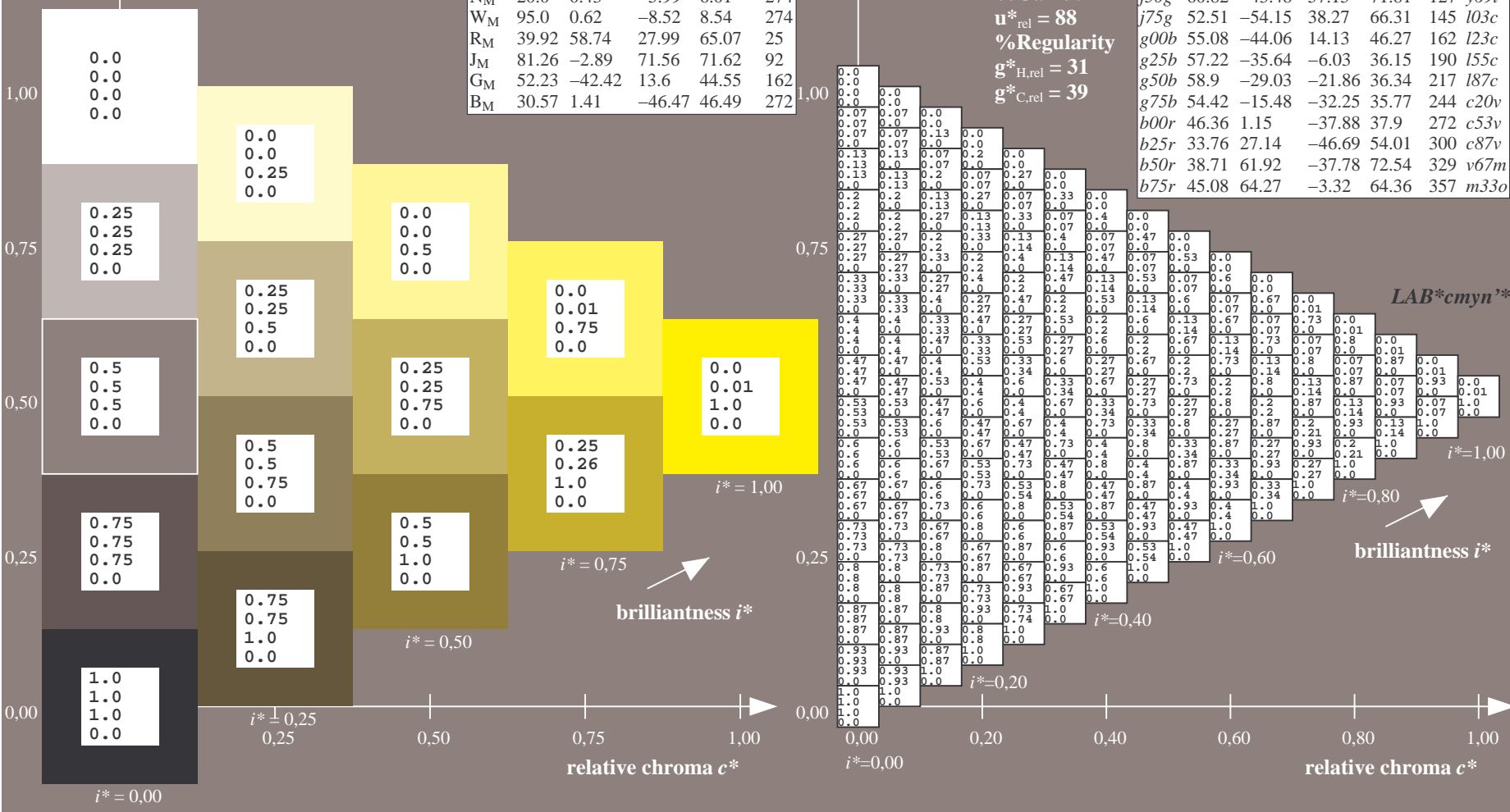
Data for maximum colour (Ma):

$LAB^*LAB^*_{Ma}$: 87 -4 98
 $LAB^*LCH^*_{Ma}$: 87 98 92
 $lab^*rgb^*_{Ma}$: 1.0 1.0 0.0
 $lab^*olv^*_{Ma}$: 1.0 0.99 0.0

triangle lightness t^*

%Gamut
 $u^*_{rel} = 88$
 %Regularity
 $g^*_{H,rel} = 31$
 $g^*_{C,rel} = 39$

FRS12_95a; adapted (a) CIELAB data							
u^*_e	$L^*=L^*_a$	a^*_a	b^*_a	$C^*_{ab,a}$	$h^*_{ab,a}$	u^*_d	
r00j	44.18	56.95	27.14	63.08	25	m81o	
r25j	47.38	49.13	44.53	66.31	42	o10y	
r50j	57.76	35.24	58.41	68.22	59	o40y	
r75j	69.81	19.13	74.52	76.94	76	o69y	
j00g	87.06	-3.94	97.58	97.66	92	o98y	
j25g	72.25	-26.89	74.73	79.42	110	y34l	
j50g	60.82	-43.48	57.15	71.81	127	y69l	
j75g	52.51	-54.15	38.27	66.31	145	l03c	
g00b	55.08	-44.06	14.13	46.27	162	l23c	
g25b	57.22	-35.64	-6.03	36.15	190	l55c	
g50b	58.9	-29.03	-21.86	36.34	217	l87c	
g75b	54.42	-15.48	-32.25	35.77	244	c20v	
b00r	46.36	1.15	-37.88	37.9	272	c53v	
b25r	33.76	27.14	-46.69	54.01	300	c87v	
b50r	38.71	61.92	-37.78	72.54	329	v67m	
b75r	45.08	64.27	-3.32	64.36	357	m33o	

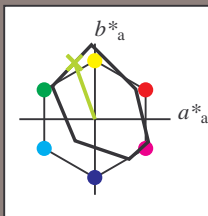


See for similar files: <http://www.ps.bam.de/Fe65/>; <http://www.ps.bam.de/Version2.1,io=1,1,Colspx=0>

BAM registration: 20081001-Fe65/10L/L65e00NP.PDF/ .PS
 application for evaluation and measurement of printer or monitor systems
 BAM material: code=rhadata

Input and output: Colorimetric Printer Reflective System FRS12_95a, L*=20_95 for relative CIELAB hue $h^* = lab^*h^* = h_{ab}/360 = 0.305$
 data for any colour:

lab^*tch^* and lab^*icu^*
 Hue texts:
 $u^*_e = j25g$ $u^*_d = y34l$
 contrast reduction factor:
 $c_R = 0.9$
 triangle lightness t^*



FRS12_95a; CIELAB data

u^*_e	$L^*=L^*$	a^*	b^*	C^*_{ab}	h^*_{ab}
O _M	43.8	54.41	32.95	63.61	31
Y _M	87.58	-4.04	90.02	90.11	93
L _M	51.95	-55.83	36.46	66.68	147
C _M	59.62	-25.67	-35.94	44.17	234
V _M	25.01	45.64	-58.96	74.57	308
M _M	45.88	71.17	-36.79	80.12	333
N _M	20.0	0.43	-5.99	6.01	274
W _M	95.0	0.62	-8.52	8.54	274
R _M	39.92	58.74	27.99	65.07	25
J _M	81.26	-2.89	71.56	71.62	92
G _M	52.23	-42.42	13.6	44.55	162
B _M	30.57	1.41	-46.47	46.49	272

Data for maximum colour (Ma):

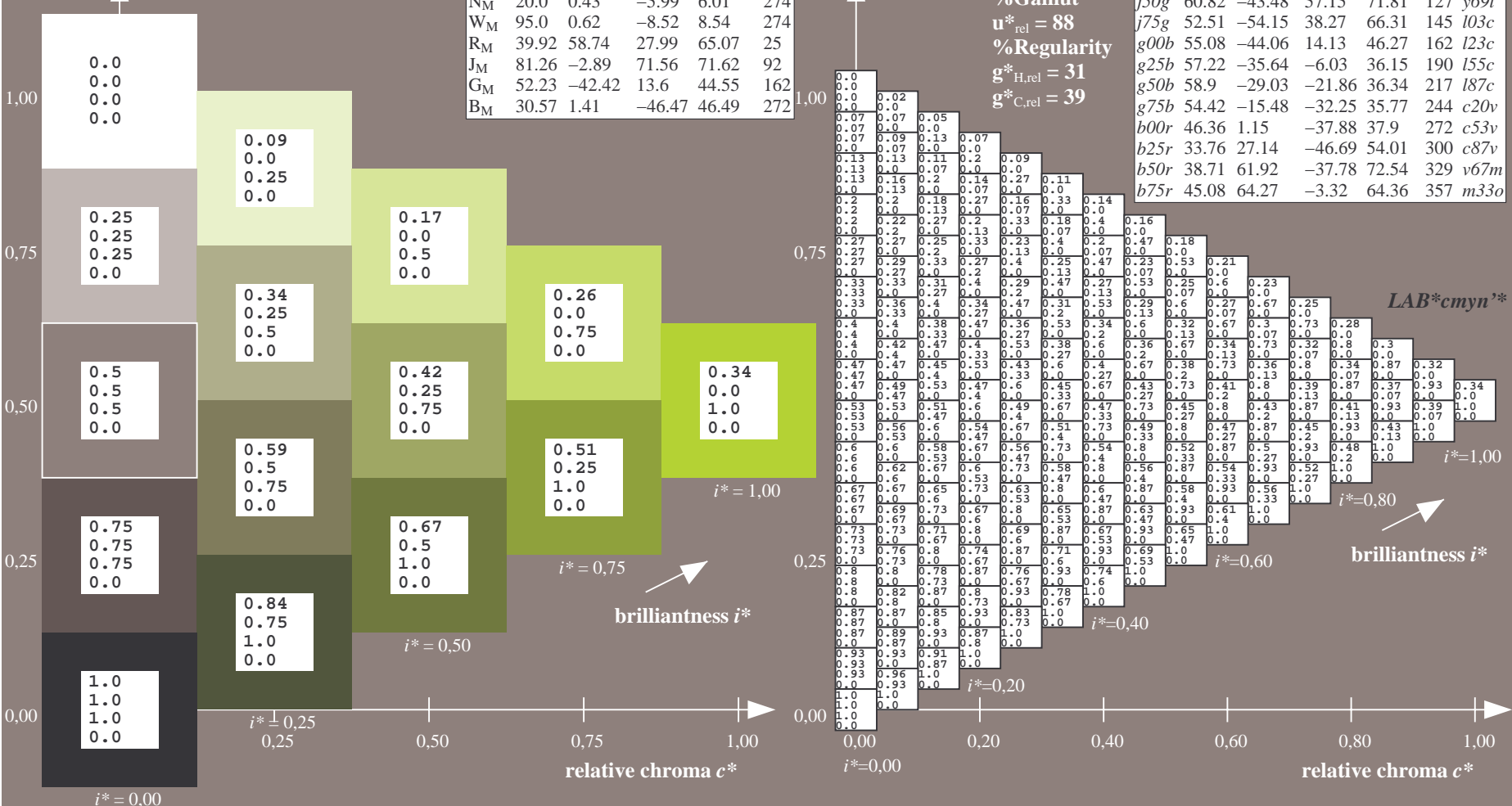
$LAB^*LAB^*_{Ma}: 72 -27 75$
 $LAB^*LCH^*_{Ma}: 72 79 109$
 $lab^*rgb^*_{Ma}: 0.75 1.0 0.0$
 $lab^*olv^*_{Ma}: 0.66 1.0 0.0$

triangle lightness t^*

%Gamut
 $u^*_{rel} = 88$
 %Regularity
 $g^*_{H,rel} = 31$
 $g^*_{C,rel} = 39$

FRS12_95a; adapted (a) CIELAB data

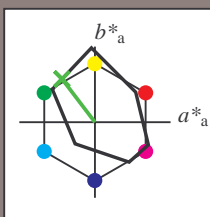
u^*_e	$L^*=L^*_a$	a^*_a	b^*_a	$C^*_{ab,a}$	$h^*_{ab,a}$	u^*_d
r00j	44.18	56.95	27.14	63.08	25	m81o
r25j	47.38	49.13	44.53	66.31	42	o10y
r50j	57.76	35.24	58.41	68.22	59	o40y
r75j	69.81	19.13	74.52	76.94	76	o69y
j00g	87.06	-3.94	97.58	97.66	92	o98y
j25g	72.25	-26.89	74.73	79.42	110	y34l
j50g	60.82	-43.48	57.15	71.81	127	y69l
j75g	52.51	-54.15	38.27	66.31	145	l03c
g00b	55.08	-44.06	14.13	46.27	162	l23c
g25b	57.22	-35.64	-6.03	36.15	190	l55c
g50b	58.9	-29.03	-21.86	36.34	217	l87c
g75b	54.42	-15.48	-32.25	35.77	244	c20v
b00r	46.36	1.15	-37.88	37.9	272	c53v
b25r	33.76	27.14	-46.69	54.01	300	c87v
b50r	38.71	61.92	-37.78	72.54	329	v67m
b75r	45.08	64.27	-3.32	64.36	357	m33o



BAM registration: 20081001-Fe65/10L/L65e00NP.PDF/ .PS
 application for evaluation and measurement of printer or monitor systems
 BAM material: code=rhadata

Input and output: Colorimetric Printer Reflective System FRS12_95a, L*=20_95 for relative CIELAB hue $h^* = lab^*h^* = h_{ab}/360 = 0.354$
 data for any colour:
 lab^*tch^* and lab^*icu^*

Hue texts:
 $u^*_e = j50g$ $u^*_d = y69l$
 contrast reduction factor:
 $c_R = 0.9$
 triangle lightness t^*



FRS12_95a; CIELAB data						
u^*_e	$L^*=L^*$	a^*	b^*	C^*_{ab}	h^*_{ab}	
O _M	43.8	54.41	32.95	63.61	31	
Y _M	87.58	-4.04	90.02	90.11	93	
L _M	51.95	-55.83	36.46	66.68	147	
C _M	59.62	-25.67	-35.94	44.17	234	
V _M	25.01	45.64	-58.96	74.57	308	
M _M	45.88	71.17	-36.79	80.12	333	
N _M	20.0	0.43	-5.99	6.01	274	
W _M	95.0	0.62	-8.52	8.54	274	
R _M	39.92	58.74	27.99	65.07	25	
J _M	81.26	-2.89	71.56	71.62	92	
G _M	52.23	-42.42	13.6	44.55	162	
B _M	30.57	1.41	-46.47	46.49	272	

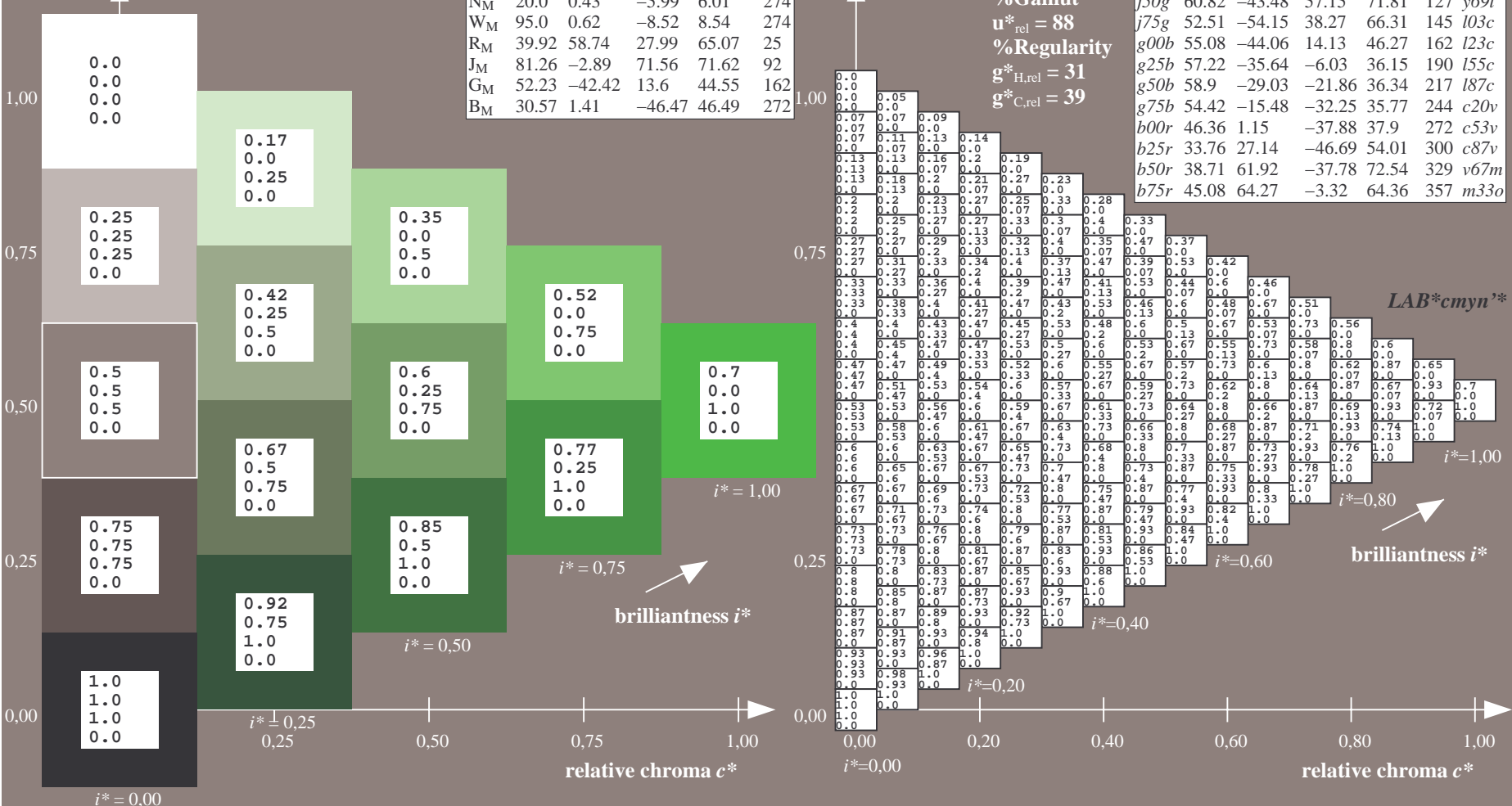
Data for maximum colour (Ma):

$LAB^*LAB^*_{Ma}$: 61 -43 57
 $LAB^*LCH^*_{Ma}$: 61 72 127
 $lab^*rgb^*_{Ma}$: 0.5 1.0 0.0
 $lab^*olv^*_{Ma}$: 0.3 1.0 0.0

triangle lightness t^*

%Gamut
 $u^*_{rel} = 88$
 %Regularity
 $g^*_{H,rel} = 31$
 $g^*_{C,rel} = 39$

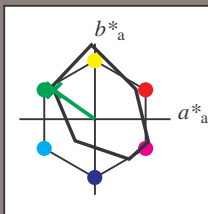
FRS12_95a; adapted (a) CIELAB data							
u^*_e	$L^*=L^*_a$	a^*_a	b^*_a	$C^*_{ab,a}$	$h^*_{ab,a}$	u^*_d	
r00j	44.18	56.95	27.14	63.08	25	m81o	
r25j	47.38	49.13	44.53	66.31	42	o10y	
r50j	57.76	35.24	58.41	68.22	59	o40y	
r75j	69.81	19.13	74.52	76.94	76	o69y	
j00g	87.06	-3.94	97.58	97.66	92	o98y	
j25g	72.25	-26.89	74.73	79.42	110	y34l	
j50g	60.82	-43.48	57.15	71.81	127	y69l	
j75g	52.51	-54.15	38.27	66.31	145	l03c	
g00b	55.08	-44.06	14.13	46.27	162	l23c	
g25b	57.22	-35.64	-6.03	36.15	190	l55c	
g50b	58.9	-29.03	-21.86	36.34	217	l87c	
g75b	54.42	-15.48	-32.25	35.77	244	c20v	
b00r	46.36	1.15	-37.88	37.9	272	c53v	
b25r	33.76	27.14	-46.69	54.01	300	c87v	
b50r	38.71	61.92	-37.78	72.54	329	v67m	
b75r	45.08	64.27	-3.32	64.36	357	m33o	



BAM registration: 20081001-Fe65/10L/L65e00NP.PDF/ .PS
 application for evaluation and measurement of printer or monitor systems
 BAM material: code=rhadata

Input and output: Colorimetric Printer Reflective System FRS12_95a, L*=20_95 for relative CIELAB hue $h^* = lab^*h^* = h_{ab}/360 = 0.402$
 data for any colour:

lab^*tch^* and lab^*icu^*
 Hue texts:
 $u^*_e = j75g$ $u^*_d = i03c$
 contrast reduction factor:
 $c_R = 0.9$
 triangle lightness t^*



FRS12_95a; CIELAB data

u^*_e	$L^*=L^*$	a^*	b^*	C^*_{ab}	h^*_{ab}
O _M	43.8	54.41	32.95	63.61	31
Y _M	87.58	-4.04	90.02	90.11	93
L _M	51.95	-55.83	36.46	66.68	147
C _M	59.62	-25.67	-35.94	44.17	234
V _M	25.01	45.64	-58.96	74.57	308
M _M	45.88	71.17	-36.79	80.12	333
N _M	20.0	0.43	-5.99	6.01	274
W _M	95.0	0.62	-8.52	8.54	274
R _M	39.92	58.74	27.99	65.07	25
J _M	81.26	-2.89	71.56	71.62	92
G _M	52.23	-42.42	13.6	44.55	162
B _M	30.57	1.41	-46.47	46.49	272

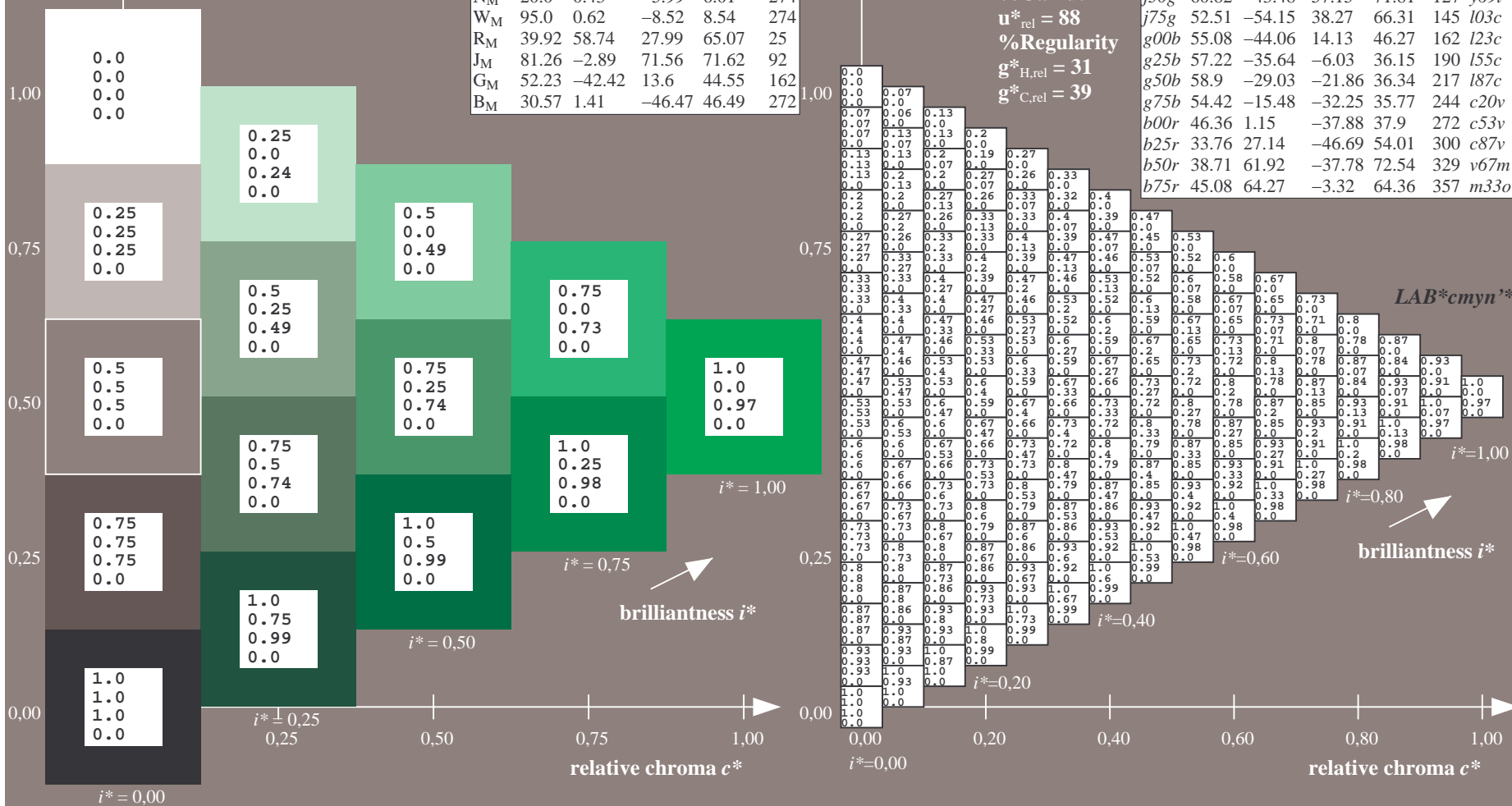
Data for maximum colour (Ma):

$LAB^*LAB^*_{Ma}$: 53 -54 38
 $LAB^*LCH^*_{Ma}$: 53 66 144
 $lab^*rgb^*_{Ma}$: 0.25 1.0 0.0
 $lab^*olv^*_{Ma}$: 0.0 1.0 0.03
 triangle lightness t^*

FRS12_95a; adapted (a) CIELAB data

u^*_e	$L^*=L^*_a$	a^*_a	b^*_a	$C^*_{ab,a}$	$h^*_{ab,a}$	u^*_d
r00j	44.18	56.95	27.14	63.08	25	m81o
r25j	47.38	49.13	44.53	66.31	42	o10y
r50j	57.76	35.24	58.41	68.22	59	o40y
r75j	69.81	19.13	74.52	76.94	76	o69y
j00g	87.06	-3.94	97.58	97.66	92	o98y
j25g	72.25	-26.89	74.73	79.42	110	y34l
j50g	60.82	-43.48	57.15	71.81	127	y69l
j75g	52.51	-54.15	38.27	66.31	145	i03c
g00b	55.08	-44.06	14.13	46.27	162	i23c
g25b	57.22	-35.64	-6.03	36.15	190	i55c
g50b	58.9	-29.03	-21.86	36.34	217	i87c
g75b	54.42	-15.48	-32.25	35.77	244	c20v
b00r	46.36	1.15	-37.88	37.9	272	c53v
b25r	33.76	27.14	-46.69	54.01	300	c87v
b50r	38.71	61.92	-37.78	72.54	329	v67m
b75r	45.08	64.27	-3.32	64.36	357	m33o

%Gamut
 $u^*_{rel} = 88$
 %Regularity
 $g^*_{H,rel} = 31$
 $g^*_{C,rel} = 39$

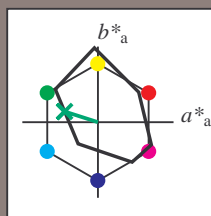


See for similar files: <http://www.ps.bam.de/Fe65/>; [www.ps.bam.de/Version 2.1, io=1,1, Colspx=0](http://www.ps.bam.de/Version2.1,io=1,1,Colspx=0)
 Technical information: <http://www.ps.bam.de>

BAM registration: 20081001-Fe65/10L/L65e00NP.PDF/ .PS
 application for evaluation and measurement of printer or monitor systems
 BAM material: code=rhadata

Input and output: Colorimetric Printer Reflective System FRS12_95a, L*=20_95 for relative CIELAB hue $h^* = lab^*h^* = h_{ab}/360 = 0.451$
 data for any colour:
 lab^*tch^* and lab^*icu^*

Hue texts:
 $u^*_e = g00b$ $u^*_d = l23c$
 contrast reduction factor:
 $c_R = 0.9$
 triangle lightness t^*



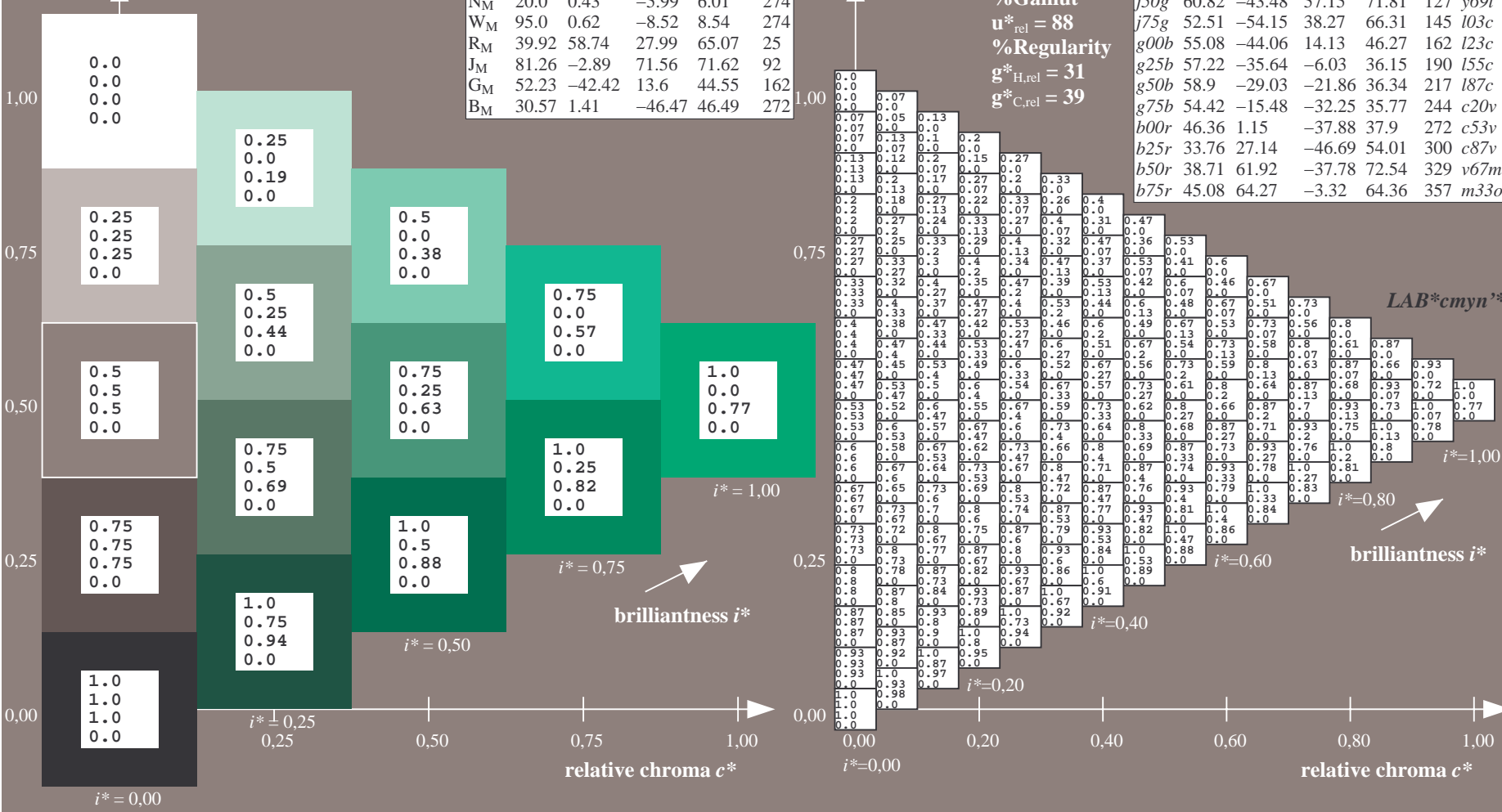
FRS12_95a; CIELAB data						
u^*_e	$L^*=L^*$	a^*	b^*	C^*_{ab}	h^*_{ab}	
O _M	43.8	54.41	32.95	63.61	31	
Y _M	87.58	-4.04	90.02	90.11	93	
L _M	51.95	-55.83	36.46	66.68	147	
C _M	59.62	-25.67	-35.94	44.17	234	
V _M	25.01	45.64	-58.96	74.57	308	
M _M	45.88	71.17	-36.79	80.12	333	
N _M	20.0	0.43	-5.99	6.01	274	
W _M	95.0	0.62	-8.52	8.54	274	
R _M	39.92	58.74	27.99	65.07	25	
J _M	81.26	-2.89	71.56	71.62	92	
G _M	52.23	-42.42	13.6	44.55	162	
B _M	30.57	1.41	-46.47	46.49	272	

Data for maximum colour (Ma):

$LAB^*LAB^*_{Ma}$: 55 -44 14
 $LAB^*LCH^*_{Ma}$: 55 46 162
 $lab^*rgb^*_{Ma}$: 0.0 1.0 0.0
 $lab^*olv^*_{Ma}$: 0.0 1.0 0.23

FRS12_95a; adapted (a) CIELAB data							
u^*_e	$L^*=L^*_a$	a^*_a	b^*_a	$C^*_{ab,a}$	$h^*_{ab,a}$	u^*_d	
r00j	44.18	56.95	27.14	63.08	25	m81o	
r25j	47.38	49.13	44.53	66.31	42	o10y	
r50j	57.76	35.24	58.41	68.22	59	o40y	
r75j	69.81	19.13	74.52	76.94	76	o69y	
j00g	87.06	-3.94	97.58	97.66	92	o98y	
j25g	72.25	-26.89	74.73	79.42	110	y34l	
j50g	60.82	-43.48	57.15	71.81	127	y69l	
j75g	52.51	-54.15	38.27	66.31	145	l03c	
g00b	55.08	-44.06	14.13	46.27	162	l23c	
g25b	57.22	-35.64	-6.03	36.15	190	l55c	
g50b	58.9	-29.03	-21.86	36.34	217	l87c	
g75b	54.42	-15.48	-32.25	35.77	242	c20v	
b00r	46.36	1.15	-37.88	37.9	274	c53v	
b25r	33.76	27.14	-46.69	54.01	300	c87v	
b50r	38.71	61.92	-37.78	72.54	329	v67m	
b75r	45.08	64.27	-3.32	64.36	357	m33o	

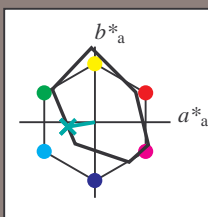
triangle lightness t^*
 %Gamut $u^*_{rel} = 88$
 %Regularity $g^*_{H,rel} = 31$
 $g^*_{C,rel} = 39$



BAM registration: 20081001-Fe65/10L/L65e00NP.PDF/ .PS
 application for evaluation and measurement of printer or monitor systems
 BAM material: code=rhadata

Input and output: Colorimetric Printer Reflective System FRS12_95a, L*=20_95 for relative CIELAB hue $h^* = lab^*h^* = h_{ab}/360 = 0.527$
 data for any colour:
 lab^*tch^* and lab^*icu^*

Hue texts:
 $u^*_e = g25b$ $u^*_d = l55c$
 contrast reduction factor:
 $c_R = 0.9$
 triangle lightness t^*



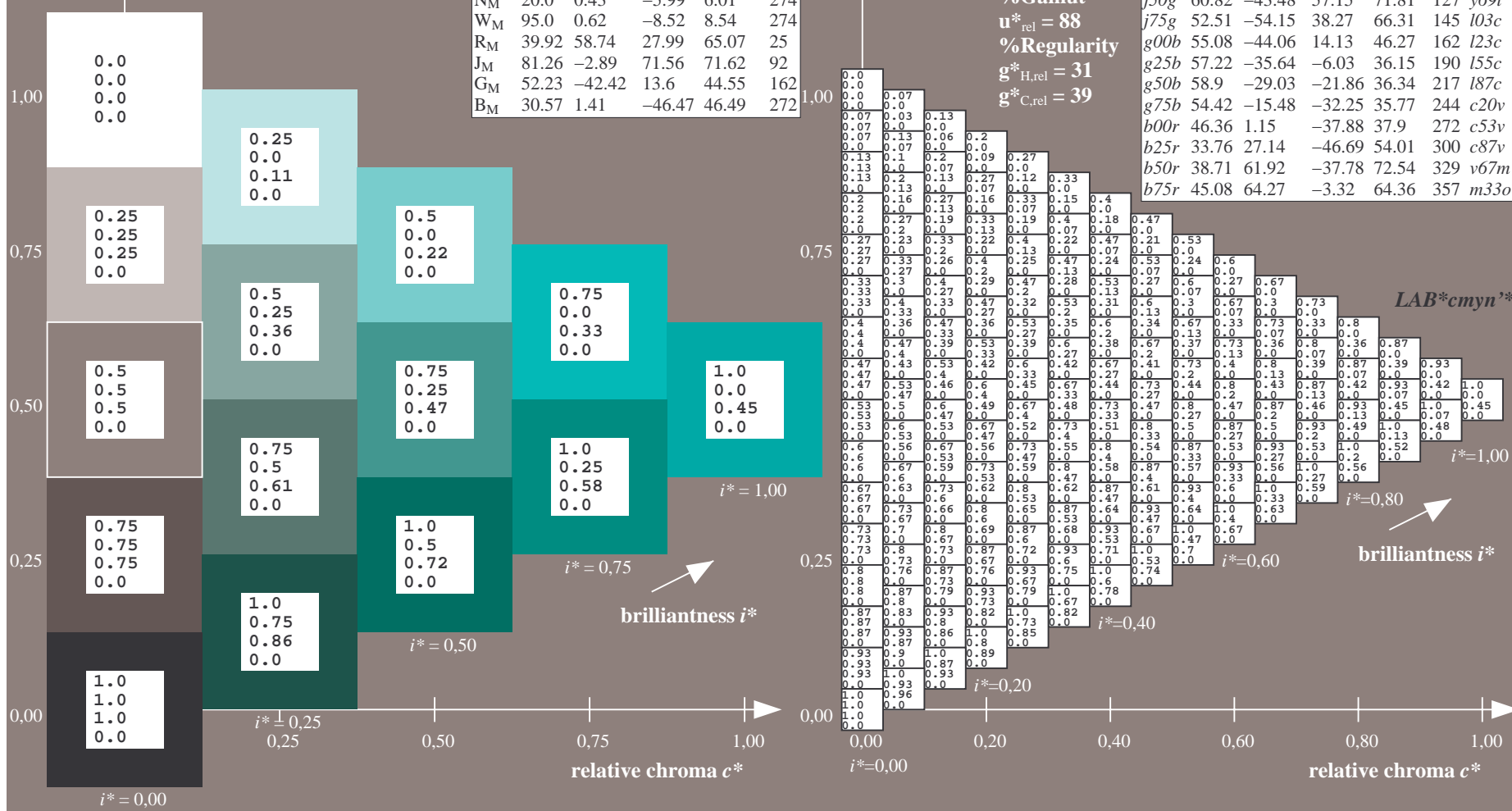
FRS12_95a; CIELAB data						
u^*_e	$L^*=L^*$	a^*	b^*	C^*_{ab}	h^*_{ab}	
O _M	43.8	54.41	32.95	63.61	31	
Y _M	87.58	-4.04	90.02	90.11	93	
L _M	51.95	-55.83	36.46	66.68	147	
C _M	59.62	-25.67	-35.94	44.17	234	
V _M	25.01	45.64	-58.96	74.57	308	
M _M	45.88	71.17	-36.79	80.12	333	
N _M	20.0	0.43	-5.99	6.01	274	
W _M	95.0	0.62	-8.52	8.54	274	
R _M	39.92	58.74	27.99	65.07	25	
J _M	81.26	-2.89	71.56	71.62	92	
G _M	52.23	-42.42	13.6	44.55	162	
B _M	30.57	1.41	-46.47	46.49	272	

Data for maximum colour (Ma):

$LAB^*LAB^*_{Ma}: 57 -36 -6$
 $LAB^*LCH^*_{Ma}: 57 36 189$
 $lab^*rgb^*_{Ma}: 0.0 1.0 0.5$
 $lab^*olv^*_{Ma}: 0.0 1.0 0.55$
 triangle lightness t^*

FRS12_95a; adapted (a) CIELAB data							
u^*_e	$L^*=L^*_a$	a^*_a	b^*_a	$C^*_{ab,a}$	$h^*_{ab,a}$	u^*_d	
r00j	44.18	56.95	27.14	63.08	25	m81o	
r25j	47.38	49.13	44.53	66.31	42	o10y	
r50j	57.76	35.24	58.41	68.22	59	o40y	
r75j	69.81	19.13	74.52	76.94	76	o69y	
j00g	87.06	-3.94	97.58	97.66	92	o98y	
j25g	72.25	-26.89	74.73	79.42	110	y34l	
j50g	60.82	-43.48	57.15	71.81	127	y69l	
j75g	52.51	-54.15	38.27	66.31	145	l03c	
g00b	55.08	-44.06	14.13	46.27	162	l23c	
g25b	57.22	-35.64	-6.03	36.15	190	l55c	
g50b	58.9	-29.03	-21.86	36.34	217	l87c	
g75b	54.42	-15.48	-32.25	35.77	244	c20c	
b00r	46.36	1.15	-37.88	37.9	272	c53v	
b25r	33.76	27.14	-46.69	54.01	300	c87v	
b50r	38.71	61.92	-37.78	72.54	329	v67m	
b75r	45.08	64.27	-3.32	64.36	357	m33o	

%Gamut
 $u^*_{rel} = 88$
 %Regularity
 $g^*_{H,rel} = 31$
 $g^*_{C,rel} = 39$

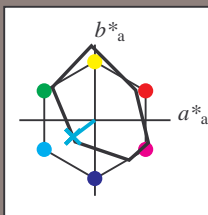


See for similar files: <http://www.ps.bam.de/Fe65/>; www.ps.bam.de/Version 2.1, io=1,1, ColSpx=0
 Technical information: <http://www.ps.bam.de>

BAM registration: 20081001-Fe65/10L/L65e00NP.PDF/ .PS
 application for evaluation and measurement of printer or monitor systems
 BAM material: code=rhadata

Input and output: Colorimetric Printer Reflective System FRS12_95a, L*=20_95 for relative CIELAB hue $h^* = lab^*h^* = h_{ab}/360 = 0.603$
 data for any colour:
 lab^*tch^* and lab^*icu^*

Hue texts:
 $u^*_e = g50b$ $u^*_d = 187c$
 contrast reduction factor:
 $c_R = 0.9$
 triangle lightness t^*



FRS12_95a; CIELAB data

u^*_e	$L^*=L^*$	a^*	b^*	C^*_{ab}	h^*_{ab}
O _M	43.8	54.41	32.95	63.61	31
Y _M	87.58	-4.04	90.02	90.11	93
L _M	51.95	-55.83	36.46	66.68	147
C _M	59.62	-25.67	-35.94	44.17	234
V _M	25.01	45.64	-58.96	74.57	308
M _M	45.88	71.17	-36.79	80.12	333
N _M	20.0	0.43	-5.99	6.01	274
W _M	95.0	0.62	-8.52	8.54	274
R _M	39.92	58.74	27.99	65.07	25
J _M	81.26	-2.89	71.56	71.62	92
G _M	52.23	-42.42	13.6	44.55	162
B _M	30.57	1.41	-46.47	46.49	272

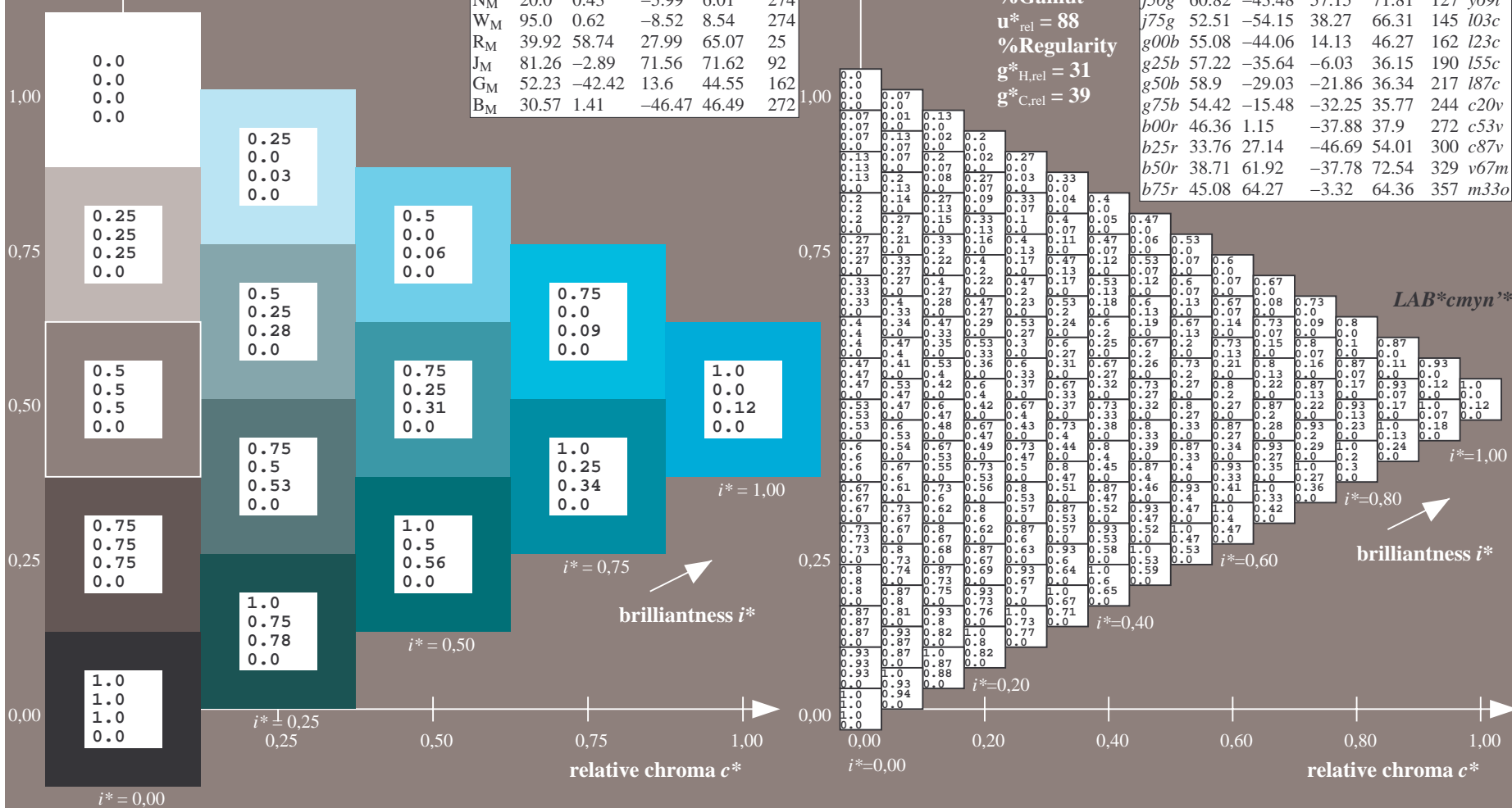
Data for maximum colour (Ma):

$LAB^*LAB^*_{Ma}$: 59 -29 -22
 $LAB^*LCH^*_{Ma}$: 59 36 216
 $lab^*rgb^*_{Ma}$: 0.0 1.0 1.0
 $lab^*olv^*_{Ma}$: 0.0 1.0 0.88

FRS12_95a; adapted (a) CIELAB data

u^*_e	$L^*=L^*_a$	a^*_a	b^*_a	$C^*_{ab,a}$	$h^*_{ab,a}$	u^*_d
r00j	44.18	56.95	27.14	63.08	25	m81o
r25j	47.38	49.13	44.53	66.31	42	o10y
r50j	57.76	35.24	58.41	68.22	59	o40y
r75j	69.81	19.13	74.52	76.94	76	o69y
j00g	87.06	-3.94	97.58	97.66	92	o98y
j25g	72.25	-26.89	74.73	79.42	110	y34l
j50g	60.82	-43.48	57.15	71.81	127	y69l
j75g	52.51	-54.15	38.27	66.31	145	l03c
g00b	55.08	-44.06	14.13	46.27	162	l23c
g25b	57.22	-35.64	-6.03	36.15	190	l55c
g50b	58.9	-29.03	-21.86	36.34	217	l87c
g75b	54.42	-15.48	-32.25	35.77	242	c20v
b00r	46.36	1.15	-37.88	37.9	274	c53v
b25r	33.76	27.14	-46.69	54.01	300	c87v
b50r	38.71	61.92	-37.78	72.54	329	v67m
b75r	45.08	64.27	-3.32	64.36	357	m33o

triangle lightness t^*
 %Gamut
 $u^*_{rel} = 88$
 %Regularity
 $g^*_{H,rel} = 31$
 $g^*_{C,rel} = 39$

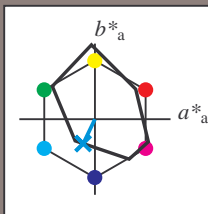


See for similar files: <http://www.ps.bam.de/Fe65/>; [www.ps.bam.de/Version 2.1, io=1,1, Colspx=0](http://www.ps.bam.de/Version2.1,io=1,1,Colspx=0)
 Technical information: <http://www.ps.bam.de>

BAM registration: 20081001-Fe65/10L/L65e00NP.PDF/ .PS
 application for evaluation and measurement of printer or monitor systems
 BAM material: code=rhadata

Input and output: Colorimetric Printer Reflective System FRS12_95a, L*=20_95 for relative CIELAB hue $h^* = lab^*h^* = h_{ab}/360 = 0.679$
 data for any colour:
 lab^*tch^* and lab^*icu^*

Hue texts:
 $u^*_e = g75b$ $u^*_d = c20v$
 contrast reduction factor:
 $c_R = 0.9$
 triangle lightness t^*



FRS12_95a; CIELAB data

u^*_e	$L^*=L^*$	a^*	b^*	C^*_{ab}	h^*_{ab}
O _M	43.8	54.41	32.95	63.61	31
Y _M	87.58	-4.04	90.02	90.11	93
L _M	51.95	-55.83	36.46	66.68	147
C _M	59.62	-25.67	-35.94	44.17	234
V _M	25.01	45.64	-58.96	74.57	308
M _M	45.88	71.17	-36.79	80.12	333
N _M	20.0	0.43	-5.99	6.01	274
W _M	95.0	0.62	-8.52	8.54	274
R _M	39.92	58.74	27.99	65.07	25
J _M	81.26	-2.89	71.56	71.62	92
G _M	52.23	-42.42	13.6	44.55	162
B _M	30.57	1.41	-46.47	46.49	272

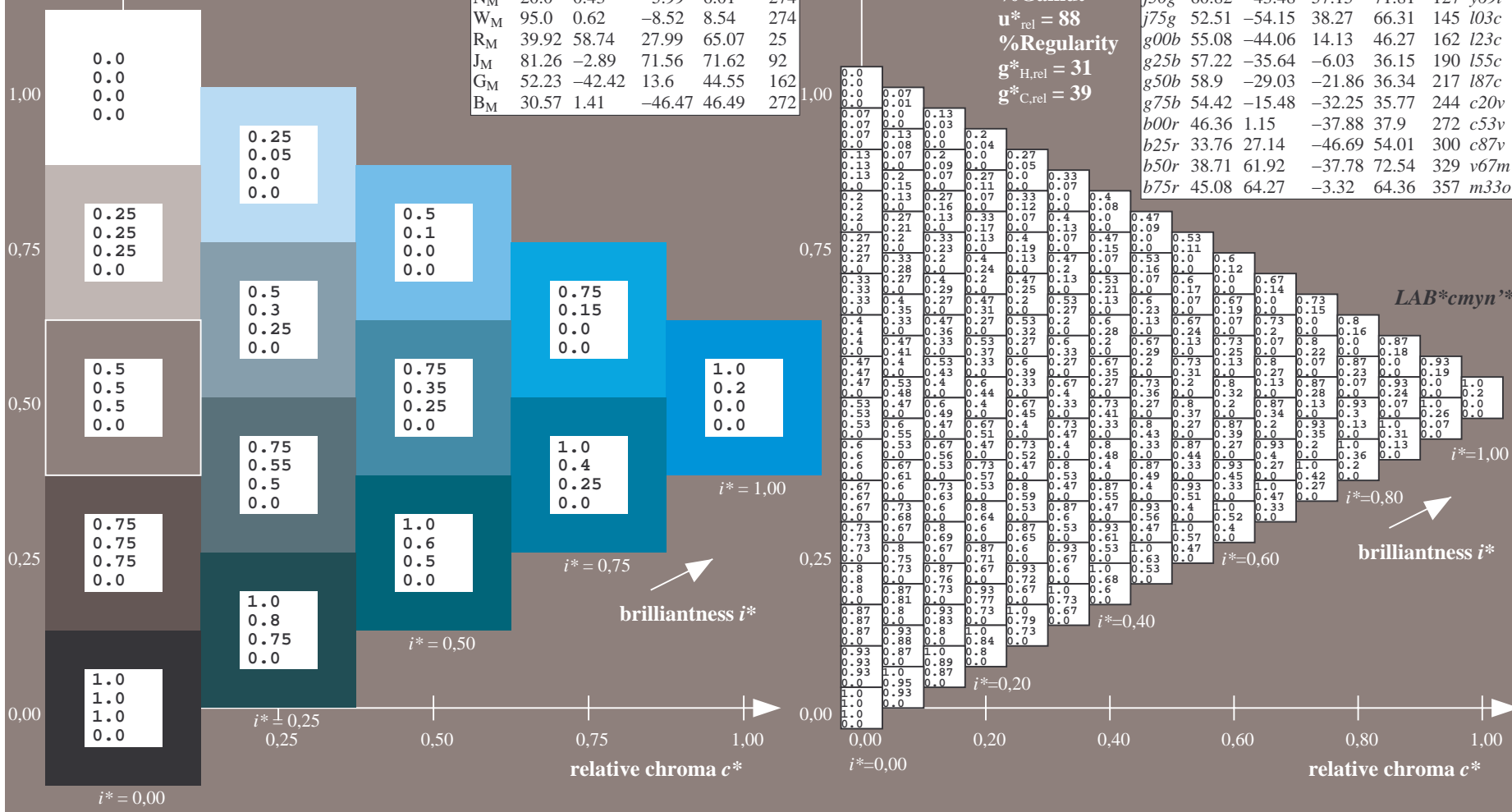
Data for maximum colour (Ma):

$LAB^*LAB^*_{Ma}$: 54 -15 -32
 $LAB^*LCH^*_{Ma}$: 54 36 244
 $lab^*rgb^*_{Ma}$: 0.0 0.5 1.0
 $lab^*olv^*_{Ma}$: 0.0 0.8 1.0

FRS12_95a; adapted (a) CIELAB data

u^*_e	$L^*=L^*_a$	a^*_a	b^*_a	$C^*_{ab,a}$	$h^*_{ab,a}$	u^*_d
r00j	44.18	56.95	27.14	63.08	25	m81o
r25j	47.38	49.13	44.53	66.31	42	o10y
r50j	57.76	35.24	58.41	68.22	59	o40y
r75j	69.81	19.13	74.52	76.94	76	o69y
j00g	87.06	-3.94	97.58	97.66	92	o98y
j25g	72.25	-26.89	74.73	79.42	110	y34l
j50g	60.82	-43.48	57.15	71.81	127	y69l
j75g	52.51	-54.15	38.27	66.31	145	l03c
g00b	55.08	-44.06	14.13	46.27	162	l23c
g25b	57.22	-35.64	-6.03	36.15	190	l55c
g50b	58.9	-29.03	-21.86	36.34	217	l87c
g75b	54.42	-15.48	-32.25	35.77	244	c20v
b00r	46.36	1.15	-37.88	37.9	272	c53v
b25r	33.76	27.14	-46.69	54.01	300	c87v
b50r	38.71	61.92	-37.78	72.54	329	v67m
b75r	45.08	64.27	-3.32	64.36	357	m33o

%Gamut
 $u^*_{rel} = 88$
 %Regularity
 $g^*_{H,rel} = 31$
 $g^*_{C,rel} = 39$

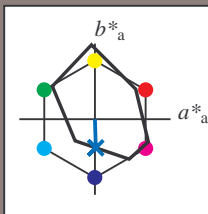


See for similar files: <http://www.ps.bam.de/Fe65/>; [www.ps.bam.de/Version 2.1, io=1,1, Colspx=0](http://www.ps.bam.de/Version2.1,io=1,1,Colspx=0)
 Technical information: <http://www.ps.bam.de>

BAM registration: 20081001-Fe65/10L/L65e00NP.PDF/ .PS
 application for evaluation and measurement of printer or monitor systems
 BAM material: code=rhadata

Input and output: Colorimetric Printer Reflective System FRS12_95a, L*=20_95 for relative CIELAB hue $h^* = lab^*h^* = h_{ab}^*/360 = 0.755$
 data for any colour:
 lab^*tch^* and lab^*icu^*

Hue texts:
 $u^*_e = b00r$ $u^*_d = c53v$
 contrast reduction factor:
 $c_R = 0.9$
 triangle lightness t^*



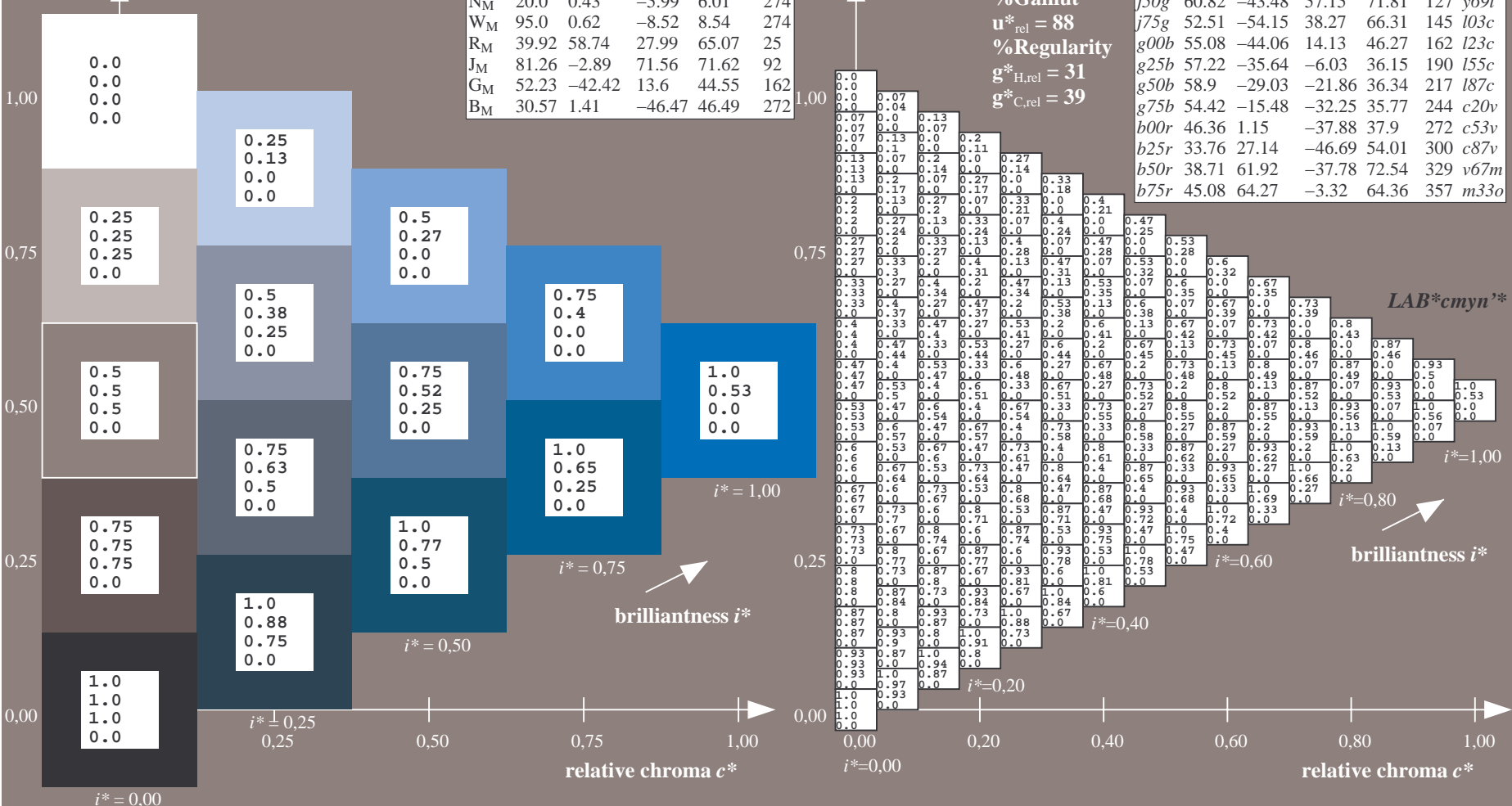
FRS12_95a; CIELAB data						
u^*_e	$L^*=L^*$	a^*	b^*	C^*_{ab}	h^*_{ab}	
O _M	43.8	54.41	32.95	63.61	31	
Y _M	87.58	-4.04	90.02	90.11	93	
L _M	51.95	-55.83	36.46	66.68	147	
C _M	59.62	-25.67	-35.94	44.17	234	
V _M	25.01	45.64	-58.96	74.57	308	
M _M	45.88	71.17	-36.79	80.12	333	
N _M	20.0	0.43	-5.99	6.01	274	
W _M	95.0	0.62	-8.52	8.54	274	
R _M	39.92	58.74	27.99	65.07	25	
J _M	81.26	-2.89	71.56	71.62	92	
G _M	52.23	-42.42	13.6	44.55	162	
B _M	30.57	1.41	-46.47	46.49	272	

Data for maximum colour (Ma):

$LAB^*LAB^*_{Ma}$: 46 1 -38
 $LAB^*LCH^*_{Ma}$: 46 38 271
 $lab^*rgb^*_{Ma}$: 0.0 0.0 1.0
 $lab^*olv^*_{Ma}$: 0.0 0.47 1.0

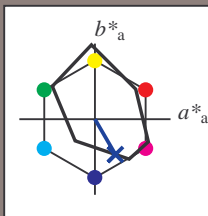
FRS12_95a; adapted (a) CIELAB data							
u^*_e	$L^*=L^*_a$	a^*_a	b^*_a	$C^*_{ab,a}$	$h^*_{ab,a}$	u^*_d	
r00j	44.18	56.95	27.14	63.08	25	m81o	
r25j	47.38	49.13	44.53	66.31	42	o10y	
r50j	57.76	35.24	58.41	68.22	59	o40y	
r75j	69.81	19.13	74.52	76.94	76	o69y	
j00g	87.06	-3.94	97.58	97.66	92	o98y	
j25g	72.25	-26.89	74.73	79.42	110	y34l	
j50g	60.82	-43.48	57.15	71.81	127	y69l	
j75g	52.51	-54.15	38.27	66.31	145	l03c	
g00b	55.08	-44.06	14.13	46.27	162	l23c	
g25b	57.22	-35.64	-6.03	36.15	190	l55c	
g50b	58.9	-29.03	-21.86	36.34	217	l87c	
g75b	54.42	-15.48	-32.25	35.77	244	c20v	
b00r	46.36	1.15	-37.88	37.9	272	c53v	
b25r	33.76	27.14	-46.69	54.01	300	c87v	
b50r	38.71	61.92	-37.78	72.54	329	v67m	
b75r	45.08	64.27	-3.32	64.36	357	m33o	

triangle lightness t^*
 %Gamut
 $u^*_{rel} = 88$
 %Regularity
 $g^*_{H,rel} = 31$
 $g^*_{C,rel} = 39$



Input and output: Colorimetric Printer Reflective System FRS12_95a, L*=20_95 for relative CIELAB hue $h^* = lab^*h^* = h_{ab}/360 = 0.834$
 data for any colour:
 lab^*tch^* and lab^*icu^*

Hue texts:
 $u^*_e = b25r$ $u^*_d = c87v$
 contrast reduction factor:
 $c_R = 0.9$
 triangle lightness t^*



FRS12_95a; CIELAB data						
u^*_e	$L^*=L^*$	a^*	b^*	C^*_{ab}	h^*_{ab}	
O _M	43.8	54.41	32.95	63.61	31	
Y _M	87.58	-4.04	90.02	90.11	93	
L _M	51.95	-55.83	36.46	66.68	147	
C _M	59.62	-25.67	-35.94	44.17	234	
V _M	25.01	45.64	-58.96	74.57	308	
M _M	45.88	71.17	-36.79	80.12	333	
N _M	20.0	0.43	-5.99	6.01	274	
W _M	95.0	0.62	-8.52	8.54	274	
R _M	39.92	58.74	27.99	65.07	25	
J _M	81.26	-2.89	71.56	71.62	92	
G _M	52.23	-42.42	13.6	44.55	162	
B _M	30.57	1.41	-46.47	46.49	272	

Data for maximum colour (Ma):

$LAB^*LAB^*_{Ma}$: 34 27 -47
 $LAB^*LCH^*_{Ma}$: 34 54 300
 $lab^*rgb^*_{Ma}$: 0.5 0.0 1.0
 $lab^*olv^*_{Ma}$: 0.0 0.13 1.0

triangle lightness t^*

%Gamut
 $u^*_{rel} = 88$
 %Regularity
 $g^*_{H,rel} = 31$
 $g^*_{C,rel} = 39$

FRS12_95a; adapted (a) CIELAB data							
u^*_e	$L^*=L^*_a$	a^*_a	b^*_a	$C^*_{ab,a}$	$h^*_{ab,a}$	u^*_d	
r00j	44.18	56.95	27.14	63.08	25	m81o	
r25j	47.38	49.13	44.53	66.31	42	o10y	
r50j	57.76	35.24	58.41	68.22	59	o40y	
r75j	69.81	19.13	74.52	76.94	76	o69y	
j00g	87.06	-3.94	97.58	97.66	92	o98y	
j25g	72.25	-26.89	74.73	79.42	110	y34l	
j50g	60.82	-43.48	57.15	71.81	127	y69l	
j75g	52.51	-54.15	38.27	66.31	145	l03c	
g00b	55.08	-44.06	14.13	46.27	162	l23c	
g25b	57.22	-35.64	-6.03	36.15	190	l55c	
g50b	58.9	-29.03	-21.86	36.34	217	l87c	
g75b	54.42	-15.48	-32.25	35.77	244	c20v	
b00r	46.36	1.15	-37.88	37.9	272	c53v	
b25r	33.76	27.14	-46.69	54.01	300	c87v	
b50r	38.71	61.92	-37.78	72.54	329	v67m	
b75r	45.08	64.27	-3.32	64.36	357	m33o	

$LAB^*cmy^n^*$

$i^* = 1.00$

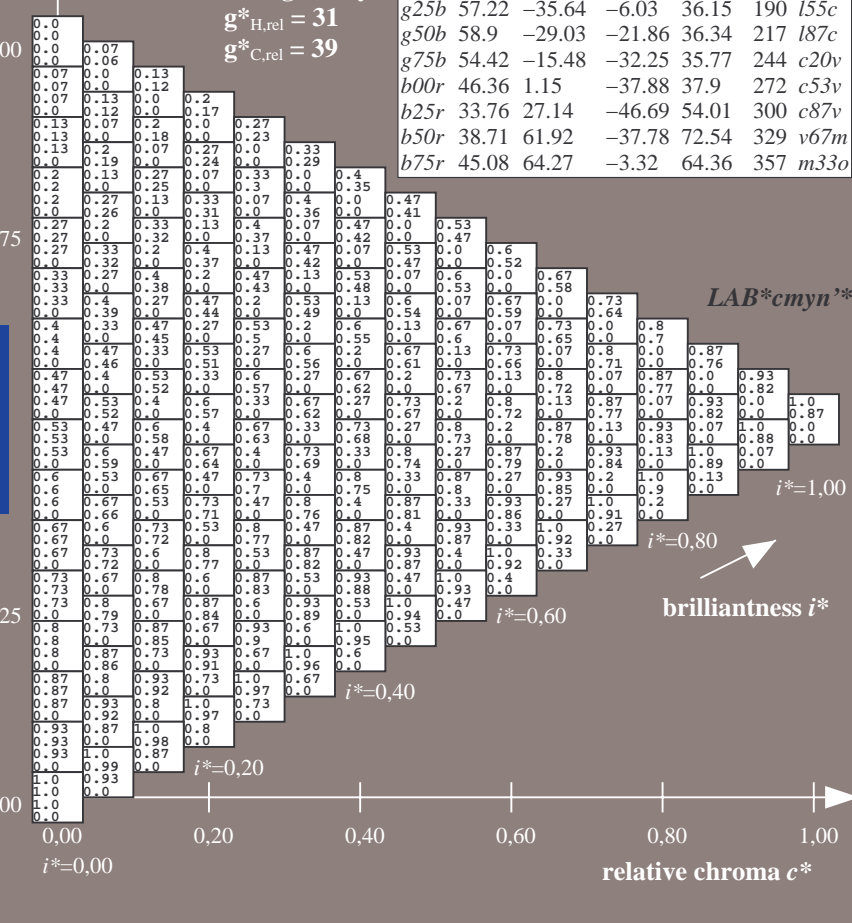
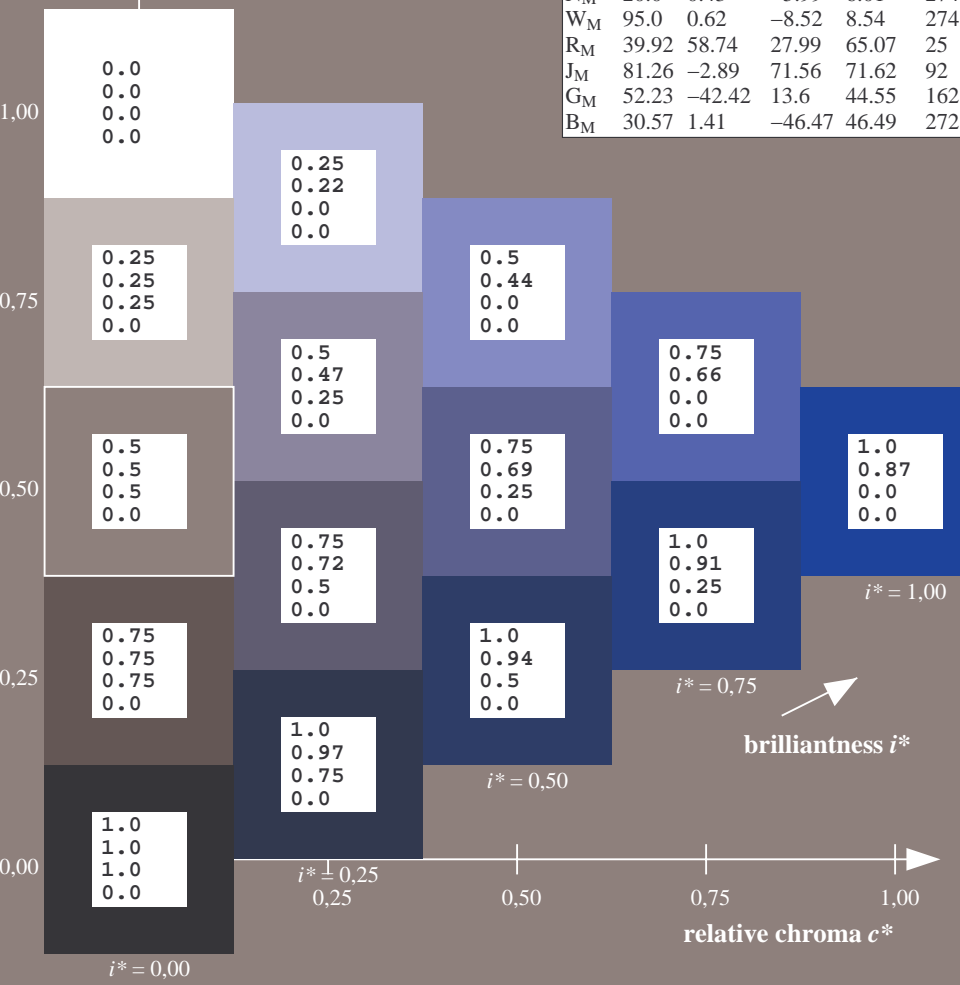
brilliantness i^*

$i^* = 0.80$

$i^* = 0.60$

$i^* = 0.40$

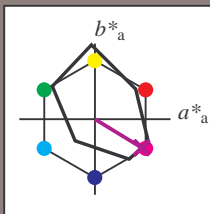
$i^* = 0.20$



BAM registration: 20081001-Fe65/10L/L65e00NP.PDF/ .PS
 application for evaluation and measurement of printer or monitor systems
 BAM material: code=rhadata

Input and output: Colorimetric Printer Reflective System FRS12_95a, L*=20_95 for relative CIELAB hue $h^* = lab^*h^* = h_{ab}^*/360 = 0.913$
 data for any colour:
 lab^*tch^* and lab^*icu^*

Hue texts:
 $u^*_e = b50r$ $u^*_d = v67m$
 contrast reduction factor:
 $c_R = 0.9$
 triangle lightness t^*



FRS12_95a; CIELAB data						
u^*_e	$L^*=L^*$	a^*	b^*	C^*_{ab}	h^*_{ab}	
O _M	43.8	54.41	32.95	63.61	31	
Y _M	87.58	-4.04	90.02	90.11	93	
L _M	51.95	-55.83	36.46	66.68	147	
C _M	59.62	-25.67	-35.94	44.17	234	
V _M	25.01	45.64	-58.96	74.57	308	
M _M	45.88	71.17	-36.79	80.12	333	
N _M	20.0	0.43	-5.99	6.01	274	
W _M	95.0	0.62	-8.52	8.54	274	
R _M	39.92	58.74	27.99	65.07	25	
J _M	81.26	-2.89	71.56	71.62	92	
G _M	52.23	-42.42	13.6	44.55	162	
B _M	30.57	1.41	-46.47	46.49	272	

Data for maximum colour (Ma):

$LAB^*LAB^*_{Ma}$: 39 62 -38

$LAB^*LCH^*_{Ma}$: 39 73 328

$lab^*rgb^*_{Ma}$: 1.0 0.0 1.0

$lab^*olv^*_{Ma}$: 0.68 0.0 1.0

triangle lightness t^*

%Gamut

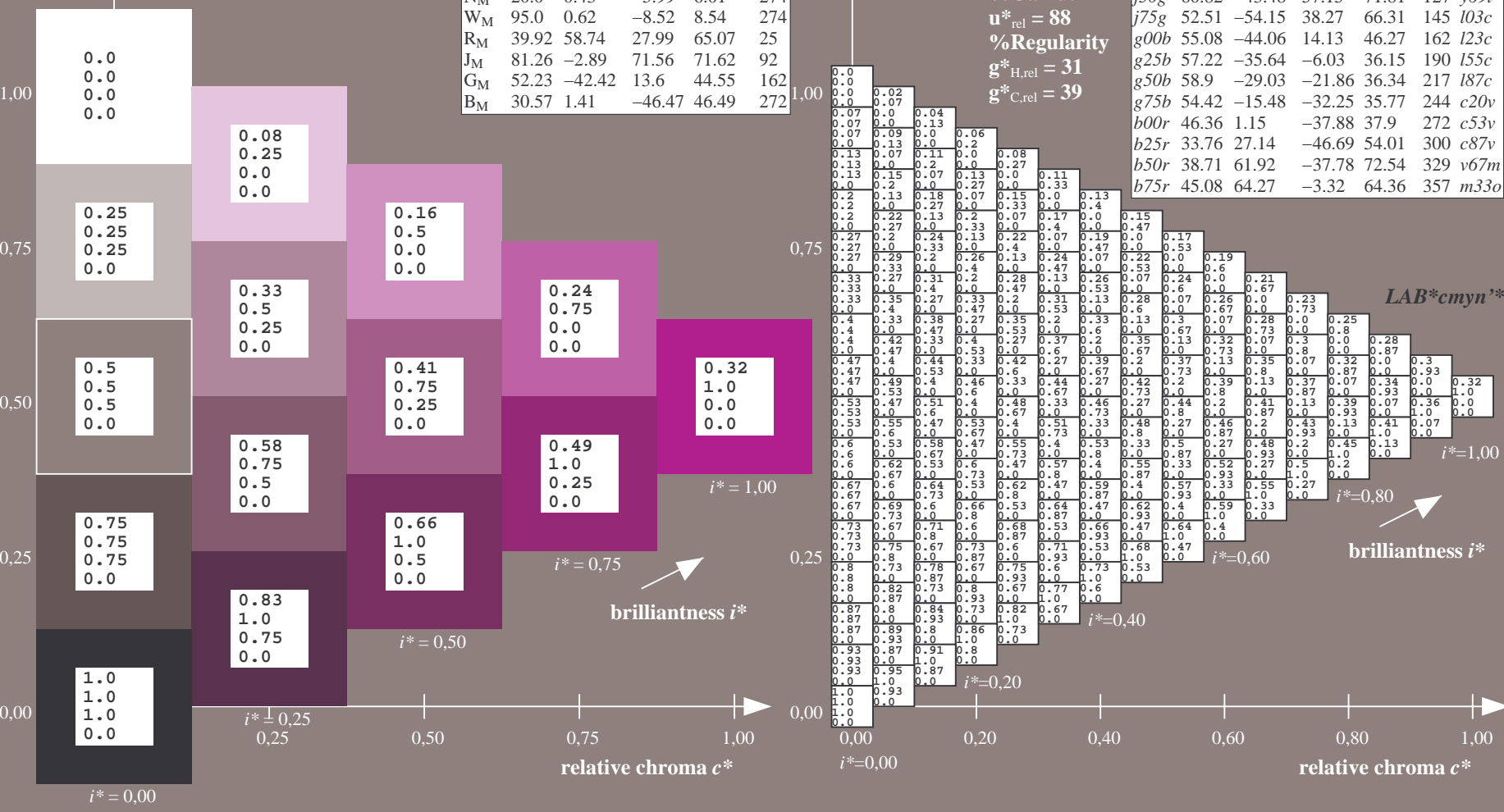
$u^*_{rel} = 88$

%Regularity

$g^*_{H,rel} = 31$

$g^*_{C,rel} = 39$

FRS12_95a; adapted (a) CIELAB data							
u^*_e	$L^*=L^*_a$	a^*_a	b^*_a	$C^*_{ab,a}$	$h^*_{ab,a}$	u^*_d	
r00j	44.18	56.95	27.14	63.08	25	m81o	
r25j	47.38	49.13	44.53	66.31	42	o10y	
r50j	57.76	35.24	58.41	68.22	59	o40y	
r75j	69.81	19.13	74.52	76.94	76	o69y	
j00g	87.06	-3.94	97.58	97.66	92	o98y	
j25g	72.25	-26.89	74.73	79.42	110	y34l	
j50g	60.82	-43.48	57.15	71.81	127	y69l	
j75g	52.51	-54.15	38.27	66.31	145	l03c	
g00b	55.08	-44.06	14.13	46.27	162	l23c	
g25b	57.22	-35.64	-6.03	36.15	190	l55c	
g50b	58.9	-29.03	-21.86	36.34	217	l87c	
g75b	54.42	-15.48	-32.25	35.77	244	c20v	
b00r	46.36	1.15	-37.88	37.9	272	c53v	
b25r	33.76	27.14	-46.69	54.01	300	c87v	
b50r	38.71	61.92	-37.78	72.54	329	v67m	
b75r	45.08	64.27	-3.32	64.36	357	m33o	

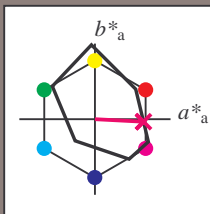


See for similar files: <http://www.ps.bam.de/Fe65/>; <http://www.ps.bam.de/Version2.1,io=1,1,Colspx=0>

BAM registration: 20081001-Fe65/10L/L65e00NP.PDF/ .PS
 application for evaluation and measurement of printer or monitor systems
 BAM material: code=rhadata

Input and output: Colorimetric Printer Reflective System FRS12_95a, L*=20_95 for relative CIELAB hue $h^* = lab^*h^* = h_{ab}/360 = 0.992$
 data for any colour:
 lab^*tch^* and lab^*icu^*

Hue texts:
 $u^*_e = b75r$ $u^*_d = m33o$
 contrast reduction factor:
 $c_R = 0.9$
 triangle lightness t^*



FRS12_95a; CIELAB data						
u^*_e	$L^*=L^*_a$	a^*_a	b^*_a	C^*_{ab}	h^*_{ab}	
O _M	43.8	54.41	32.95	63.61	31	
Y _M	87.58	-4.04	90.02	90.11	93	
L _M	51.95	-55.83	36.46	66.68	147	
C _M	59.62	-25.67	-35.94	44.17	234	
V _M	25.01	45.64	-58.96	74.57	308	
M _M	45.88	71.17	-36.79	80.12	333	
N _M	20.0	0.43	-5.99	6.01	274	
W _M	95.0	0.62	-8.52	8.54	274	
R _M	39.92	58.74	27.99	65.07	25	
J _M	81.26	-2.89	71.56	71.62	92	
G _M	52.23	-42.42	13.6	44.55	162	
B _M	30.57	1.41	-46.47	46.49	272	

Data for maximum colour (Ma):

$LAB^*LAB^*_Ma$: 45 64 -3
 $LAB^*LCH^*_Ma$: 45 64 357
 $lab^*rgb^*_Ma$: 1.0 0.0 0.5
 $lab^*olv^*_Ma$: 1.0 0.0 0.66

triangle lightness t^*

%Gamut
 $u^*_{rel} = 88$
 %Regularity
 $g^*_{H,rel} = 31$
 $g^*_{C,rel} = 39$

FRS12_95a; adapted (a) CIELAB data							
u^*_e	$L^*=L^*_a$	a^*_a	b^*_a	$C^*_{ab,a}$	$h^*_{ab,a}$	u^*_d	
r00j	44.18	56.95	27.14	63.08	25	m81o	
r25j	47.38	49.13	44.53	66.31	42	o10y	
r50j	57.76	35.24	58.41	68.22	59	o40y	
r75j	69.81	19.13	74.52	76.94	76	o69y	
j00g	87.06	-3.94	97.58	97.66	92	o98y	
j25g	72.25	-26.89	74.73	79.42	110	y34l	
j50g	60.82	-43.48	57.15	71.81	127	y69l	
j75g	52.51	-54.15	38.27	66.31	145	l03c	
g00b	55.08	-44.06	14.13	46.27	162	l23c	
g25b	57.22	-35.64	-6.03	36.15	190	l55c	
g50b	58.9	-29.03	-21.86	36.34	217	l87c	
g75b	54.42	-15.48	-32.25	35.77	242	c20v	
b00r	46.36	1.15	-37.88	37.9	274	c53v	
b25r	33.76	27.14	-46.69	54.01	300	c87v	
b50r	38.71	61.92	-37.78	72.54	329	v67m	
b75r	45.08	64.27	-3.32	64.36	357	m33o	

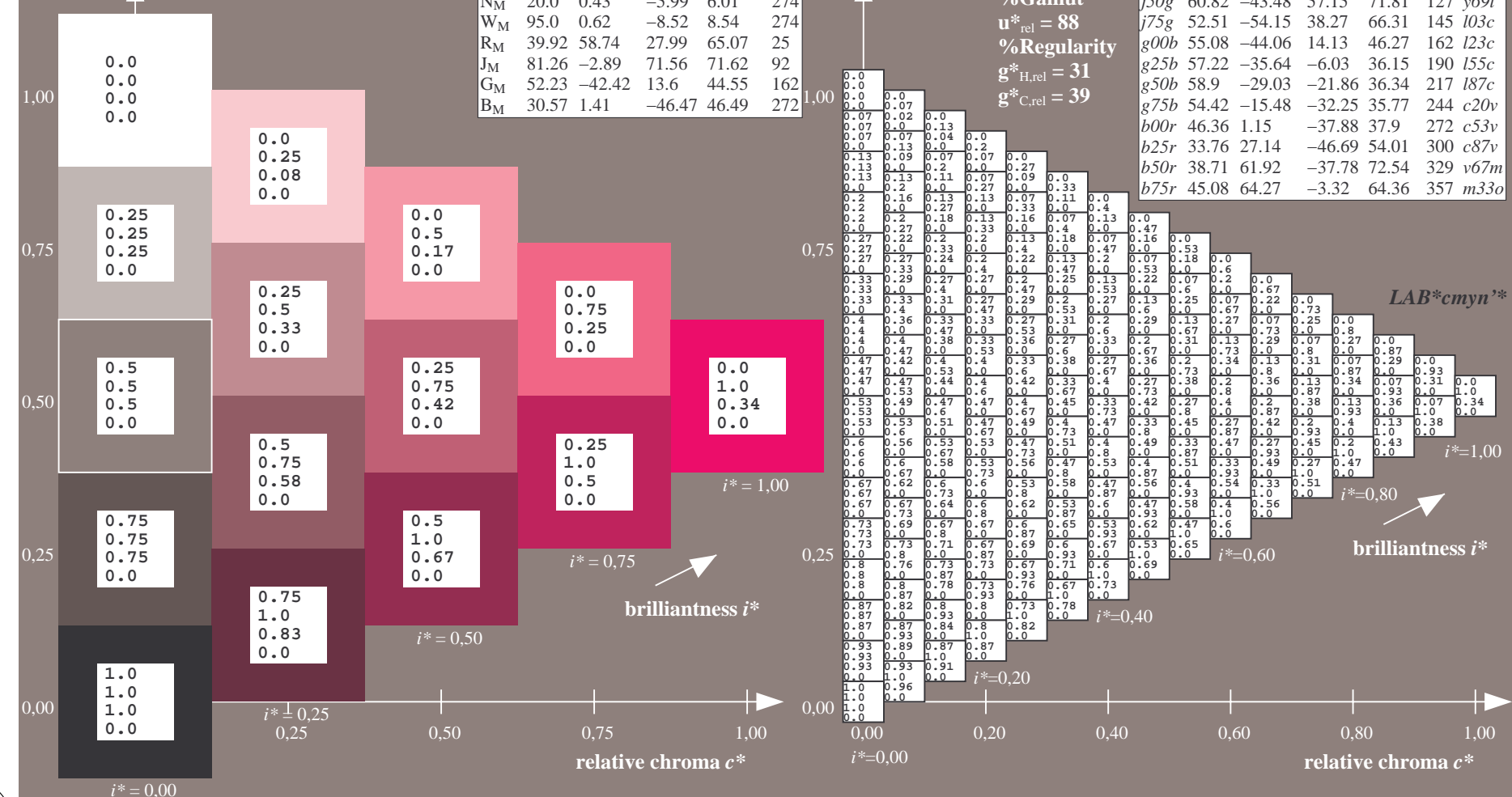
$LAB^*cmy^n^*$

$i^*=1.00$

$i^*=0.80$

$i^*=0.60$

brilliantness i^*



BAM registration: 20081001-Fe65/10L/L65e00NP.PDF/ .PS
 application for evaluation and measurement of printer or monitor systems
 BAM material: code=rhadata

