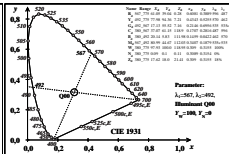
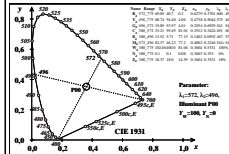
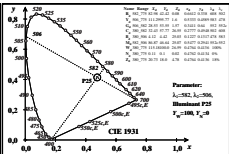
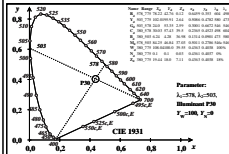
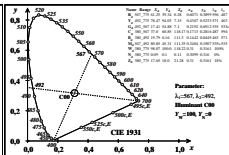
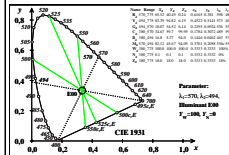
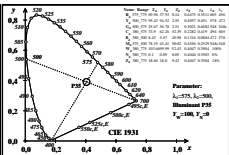
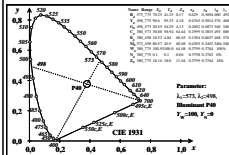
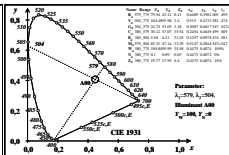
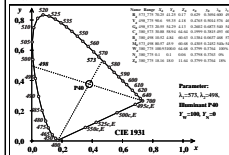
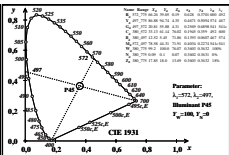
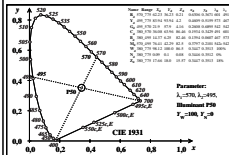
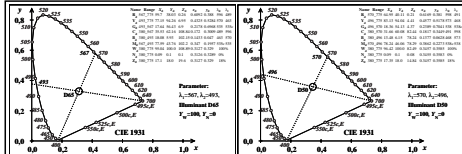
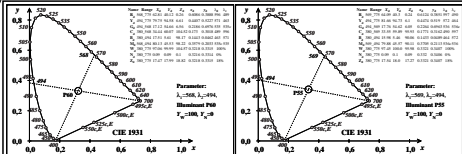


see similar files: <http://farbe.li.tu-berlin.de/BEA8/BEA8.HTM>
 technical information: <http://farbe.li.tu-berlin.de> or <http://color.li.tu-berlin.de>

TUB registration: 20220301-1-BEA8/BEA8.LONI.TXT /PS
 application for evaluation and measurement of display or print output
 TUB material: code=mathta



TUB-test chart BEA8; 6 Ostwald optimal colours for 8 illuminants Pxx input: rgb/cmy0/000k/n
 (left) and Dxx (right), (x, y)400,700, lines separate wavelength ranges of Ostwald optimal colours