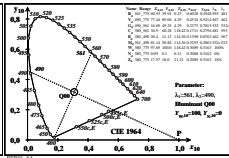
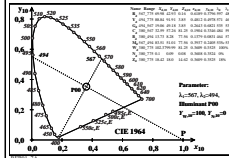
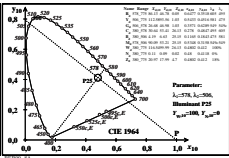
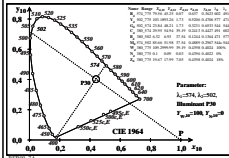
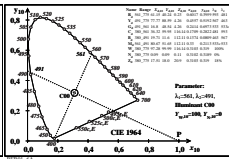
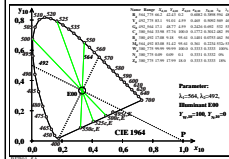
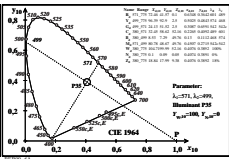
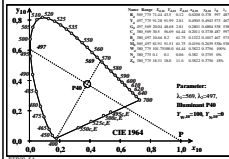
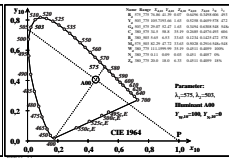
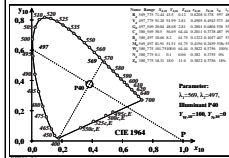
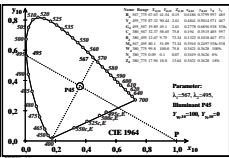
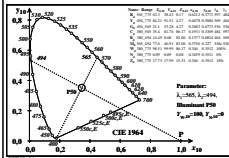
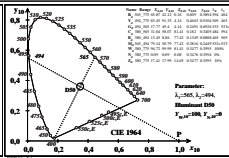
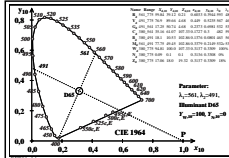
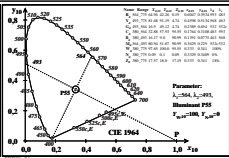
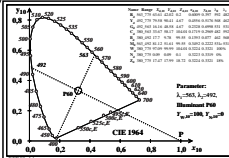


see similar files: <http://farbe.li.tu-berlin.de/BEB9/BEB9.HTM>
 technical information: <http://farbe.li.tu-berlin.de> or <http://color.li.tu-berlin.de>

TUB registration: 20220301-BEB9/BEB9L0N1.TXT / PS
 application for evaluation and measurement of display or print output
 TUB material: code=mathta



TUB-test chart BEB9; 6 Ostwald optimal colours for 8 illuminants Pxx (left) and Dxx (right), (x10, y10)400,700, lines separate wavelength ranges of Ostwald optimal colours