Ostwald-Optimalfarben (o) von maximalem (m) C_{AB} für P60, Y_w=100, Y_m=520_770

i_1, λ_1	i_2, λ_2	*X*	*Y*	*Z*	*x*	*y*	*z*	h_{xy}	i_d, λ_d	i_c, λ_c	Code
0 405	32 563	32.54	57.75	103.62	0.1678	0.2978	0.5343	192.3	16 483	38 590	Cm
6 435	32 563	28.58	58.29	82.04	0.1692	0.345	0.4856	174.9	17 487	44 621	
10 450	33 565	22.8	58.9	47.87	0.1759	0.4545	0.3694	139.8	19 497	−1 497c	
11 460	33 566	22.48	60.12	39.44	0.1842	0.4925	0.3231	130.4	20 499	−1 502c	
13 465	33 568	21.08	60.68	24.55	0.1982	0.5707	0.2309	117.2	22 513	−1 513c	
14 470	34 570	21.89	62.18	18.77	0.2129	0.6045	0.1825	111.7	24 521	−1 521c	
15 475	34 574	24.2	64.7	14.16	0.2348	0.6277	0.1374	106.3	25 529	−1 529c	Gm
15 480	36 580	29.74	69.95	14.17	0.2611	0.6143	0.1245	102.0	27 535	−1 535c	
17 485	39 595	42.39	78.0	7.95	0.3303	0.6077	0.0619	88.2	29 549	−1 549c	
18 490	−1 490c	79.69	94.22	5.93	0.4431	0.5238	0.0329	57.7	33 566	11 459	max
19 495	−1 495c	79.65	92.78	4.38	0.4504	0.5247	0.0247	56.3	33 567	12 461	
20 500	−1 500c	79.63	90.97	3.18	0.4582	0.5234	0.0183	54.5	33 568	12 464	
22 510	−1 510c	79.5	85.98	1.6	0.4758	0.5145	0.0095	49.9	34 570	13 469	
24 520	−1 520c	78.85	79.07	0.8	0.4967	0.4981	0.005	43.5	34 572	14 473	Ym
25 530	−1 529c	78.18	75.03	0.56	0.5084	0.4879	0.0036	39.9	34 574	15 475	
27 540	−1 539c	75.99	66.2	0.26	0.5334	0.4647	0.0018	32.1	35 578	15 478	
29 545	−1 545c	72.53	56.82	0.13	0.5601	0.4388	0.001	24.2	36 582	16 480	
29 550	−1 549c	72.53	56.82	0.13	0.5601	0.4388	0.001	24.2	36 582	16 480	
30 555	−1 554c	70.27	52.07	0.09	0.5739	0.4252	0.0007	20.3	36 584	16 481	
32 560	−1 560c	64.66	42.7	0.05	0.6019	0.3975	0.0005	13.2	37 589	16 483	
32 563	0 405	64.52	42.24	0.94	0.599	0.3921	0.0087	12.3	38 590	16 483	Rm
32 563	6 435	68.48	41.7	22.52	0.516	0.3142	0.1697	354.9	44 621	17 487	
33 565	10 450	74.26	41.09	56.7	0.4316	0.2388	0.3295	319.8	−1 497c	19 497	
33 566	11 460	74.58	39.87	65.12	0.4153	0.222	0.3626	310.5	−1 502c	20 502	
33 568	13 465	75.98	39.31	80.02	0.389	0.2012	0.4096	297.3	−1 513c	22 513	
34 570	14 470	75.17	37.81	85.8	0.3781	0.1902	0.4316	291.7	−1 521c	24 521	
34 574	15 475	72.86	35.29	90.4	0.3669	0.1777	0.4552	286.3	−1 529c	25 529	Mm
36 580	15 480	67.32	30.04	90.39	0.3585	0.1599	0.4814	282.1	−1 535c	27 535	
39 595	17 485	54.67	21.99	96.61	0.3154	0.1269	0.5575	268.2	−1 549c	29 549	
−1 490c	18 490	17.37	5.77	98.64	0.1426	0.0474	0.8099	237.7	11 459	33 566	min
−1 495c	19 495	17.41	7.21	100.19	0.1395	0.0578	0.8026	236.3	12 461	33 567	
−1 500c	20 500	17.43	9.02	101.39	0.1363	0.0705	0.793	234.6	12 464	33 568	
−1 510c	22 510	17.56	14.01	102.97	0.1305	0.1041	0.7653	229.9	13 469	34 570	
−1 520c	24 520	18.21	20.92	103.76	0.1274	0.1464	0.7261	223.6	14 473	34 572	Bm
−1 529c	25 530	18.88	24.96	104.01	0.1277	0.1688	0.7034	219.9	15 475	34 574	
−1 539c	27 540	21.07	33.79	104.3	0.1324	0.2122	0.6552	212.2	15 478	35 578	
−1 545c	29 545	24.53	43.17	104.44	0.1425	0.2507	0.6066	204.2	16 480	36 582	
−1 549c	29 550	24.53	43.17	104.44	0.1425	0.2507	0.6066	204.2	16 480	36 582	
−1 554c	30 555	26.78	47.92	104.47	0.1495	0.2674	0.583	200.4	16 481	36 584	
−1 560c	32 560	32.4	57.29	104.51	0.1668	0.2949	0.5381	193.2	16 483	37 589	
380	770	97.06	99.99	104.57	0.3218	0.3315	0.3466	0.0			

0−000030−L0 BG180−7N_16

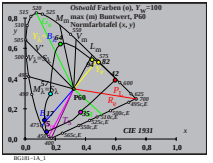



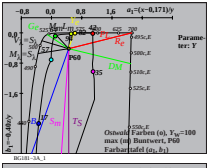

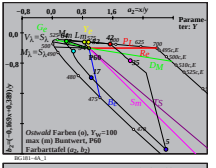

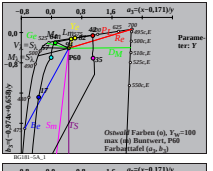

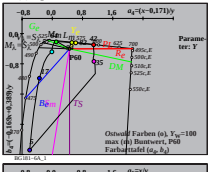

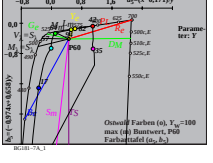

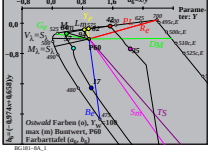

TUB-Prüfvorlage BG18; CIE *(x, y)* und Farbarten (a_i, b_i) Eingabe: *w/rgb/cmyk −> rgb*
Ostwald-Optimalfarben für Lichtart P60; Diagramm für Lichtart P60, Y_w=100

Siehe ähnliche Dateien: http://farbe.li.tu-berlin.de/BG18/BG18.HTM
Technische Information: http://farbe.li.tu-berlin.de oder http://130.149.60.45/~farbmetrik

TUB-Registrierung: 20170801−BG18/BG18L0N1.TXT /.PS
Anwendung für Messung von Offsetdruck-Ausgabe
TUB-Material: Code=rha4ta