Siehe ähnliche Dateien: http://farbe.li.tu-berlin.de/BGH5/BGH5.HTM
Technische Information: http://farbe.li.tu-berlin.de oder http://farbe.li.tu-berlin.de/

XYZ_W=95.04 , 100.0 , 108.89
$A_1 = 2{,}5\ (a_1 - a_{1,n})\ Y$
$B_1 = 2{,}5\ B_c\ (b_1 - b_{1,n})\ Y$
$a_1 = a_{20}\ [\ (x - x_c)\ /\ y]$
$b_1 = b_{20}\ [\ z\ /\ y]$
$a_{20} = 1,\ b_{20} = -0{,}4$
$x_c = 0{,}110,\ B_c = 1{,}000$
$C_{AB1}=[A_1^2+B_1^2]^{1/2}$
6 *Ostwald*-Farben (o)
von maximalem (m) C_{AB} im
Buntwertdiagram (A_1, B_1)
Lichtart D65, Y_W=100, Y_N=0

Name	Bereich	X_d	Y_d	Z_d	x_d	y_d	λ_d	λ_c
R_d	567_775	59.7	38.03	0.26	0.6092	0.388	596	489
Y_d	493_775	77.15	94.26	6.95	0.4325	0.5284	570	463
G_d	493_567	17.64	56.43	6.9	0.2178	0.6968	535	535c
C_d	380_567	35.53	62.16	108.84	0.172	0.3009	489	596
B_d	380_493	18.08	5.93	102.15	0.1433	0.047	463	570
M_d	567_493	77.59	43.76	102.2	0.347	0.1957	535c	535
W_d	380_775	95.04	100.0	108.89	0.3127	0.329	100%	
N_d	380_775	0.09	0.1	0.1	0.3126	0.3289	0%	
Z_d	380_775	17.1	18.0	19.6	0.3127	0.329	18%	

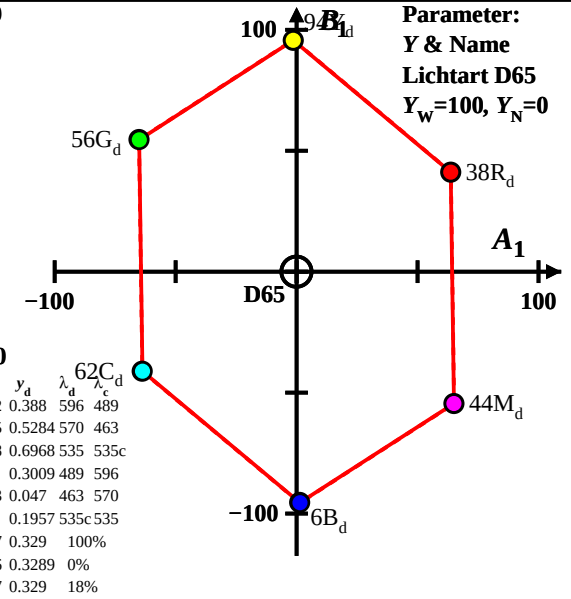

Parameter:
***Y* & Name**
Lichtart D65
Y_W=100, Y_N=0

BGH50−1A

XYZ_W=96.42 , 100.0 , 82.49
$A_1 = 2{,}5\ (a_1 - a_{1,n})\ Y$
$B_1 = 2{,}5\ B_c\ (b_1 - b_{1,n})\ Y$
$a_1 = a_{20}\ [\ (x - x_c)\ /\ y]$
$b_1 = b_{20}\ [\ z\ /\ y]$
$a_{20} = 1,\ b_{20} = -0{,}4$
$x_c = 0{,}110,\ B_c = 1{,}000$
$C_{AB1}=[A_1^2+B_1^2]^{1/2}$
6 *Ostwald*-Farben (o)
von maximalem (m) C_{AB} im
Buntwertdiagram (A_1, B_1)
Lichtart D50, Y_W=100, Y_N=0

Name	Bereich	X_d	Y_d	Z_d	x_d	y_d	λ_d	λ_c
R_d	570_775	64.95	40.11	0.21	0.6169	0.381	598	491
Y_d	496_775	83.13	94.04	4.41	0.4577	0.5178	573	468
G_d	496_570	18.36	54.13	4.37	0.2389	0.7041	538	538c
C_d	380_570	31.66	60.08	82.44	0.1817	0.3449	491	598
B_d	380_496	13.48	6.15	78.24	0.1377	0.0628	468	573
M_d	570_496	78.24	46.06	78.29	0.3862	0.2273	538c	538
W_d	380_775	96.42	100.0	82.49	0.3457	0.3585	100%	
N_d	380_775	0.09	0.1	0.08	0.3455	0.3583	0%	
Z_d	380_775	17.35	18.0	14.84	0.3457	0.3585	18%	

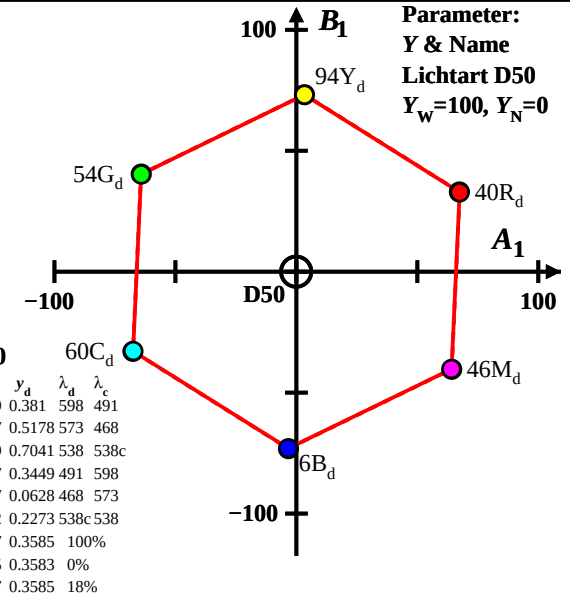

Parameter:
***Y* & Name**
Lichtart D50
Y_W=100, Y_N=0

BGH50−2A

XYZ_W=100.93 , 100.0 , 64.68
$A_1 = 2{,}5\ (a_1 - a_{1,n})\ Y$
$B_1 = 2{,}5\ B_c\ (b_1 - b_{1,n})\ Y$
$a_1 = a_{20}\ [\ (x - x_c)\ /\ y]$
$b_1 = b_{20}\ [\ z\ /\ y]$
$a_{20} = 1,\ b_{20} = -0{,}4$
$x_c = 0{,}110,\ B_c = 1{,}000$
$C_{AB1}=[A_1^2+B_1^2]^{1/2}$
6 *Ostwald*-Farben (o)
von maximalem (m) C_{AB} im
Buntwertdiagram (A_1, B_1)
Lichtart P40, Y_W=100, Y_N=0

Name	Bereich	X_d	Y_d	Z_d	x_d	y_d	λ_d	λ_c
R_d	573_775	70.25	41.25	0.17	0.629	0.3694	600	493
Y_d	498_775	90.6	95.35	4.18	0.4765	0.5014	576	468
G_d	498_573	20.55	54.29	4.13	0.2602	0.6873	540	540c
C_d	380_573	30.88	58.94	64.64	0.1999	0.3815	493	600
B_d	380_498	10.52	4.84	60.63	0.1384	0.0637	468	576
M_d	573_498	80.57	45.9	60.68	0.4305	0.2452	540c	540
W_d	380_775	100.93	100.0	64.68	0.3799	0.3764	100%	
N_d	380_775	0.1	0.1	0.06	0.3798	0.3763	0%	
Z_d	380_775	18.16	18.0	11.64	0.3799	0.3764	18%	

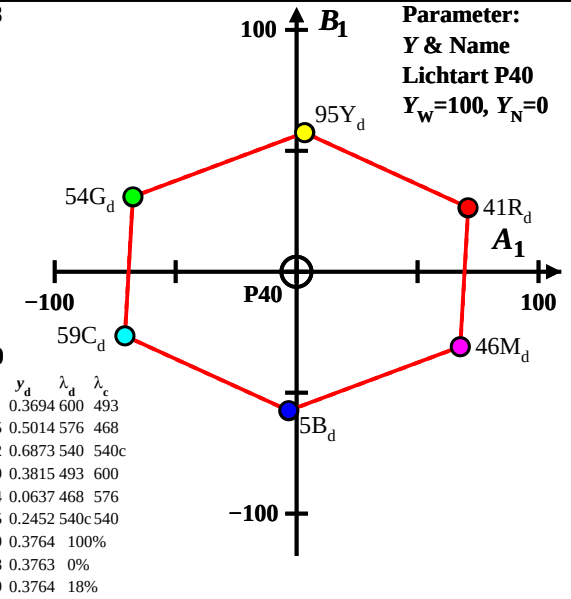

Parameter:
***Y* & Name**
Lichtart P40
Y_W=100, Y_N=0

BGH50−3A

XYZ_W=109.84 , 99.99 , 35.58
$A_1 = 2{,}5\ (a_1 - a_{1,n})\ Y$
$B_1 = 2{,}5\ B_c\ (b_1 - b_{1,n})\ Y$
$a_1 = a_{20}\ [\ (x - x_c)\ /\ y]$
$b_1 = b_{20}\ [\ z\ /\ y]$
$a_{20} = 1,\ b_{20} = -0{,}4$
$x_c = 0{,}110,\ B_c = 1{,}000$
$C_{AB1}=[A_1^2+B_1^2]^{1/2}$
6 *Ostwald*-Farben (o)
von maximalem (m) C_{AB} im
Buntwertdiagram (A_1, B_1)
Lichtart A00, Y_W=100, Y_N=0

Name	Bereich	X_d	Y_d	Z_d	x_d	y_d	λ_d	λ_c
R_d	579_775	79.94	43.12	0.11	0.6489	0.3501	605	499
Y_d	504_775	104.48	95.98	2.4	0.515	0.4731	581	474
G_d	504_579	24.75	53.05	2.36	0.3087	0.6617	547	547c
C_d	380_579	30.12	57.07	35.54	0.2454	0.4649	499	605
B_d	380_504	5.58	4.21	33.25	0.1297	0.0978	474	581
M_d	579_504	85.31	47.14	33.29	0.5147	0.2844	547c	547
W_d	380_775	109.84	99.99	35.58	0.4475	0.4074	100%	
N_d	380_775	0.1	0.09	0.03	0.4473	0.4072	0%	
Z_d	380_775	19.77	17.99	6.4	0.4475	0.4074	18%	

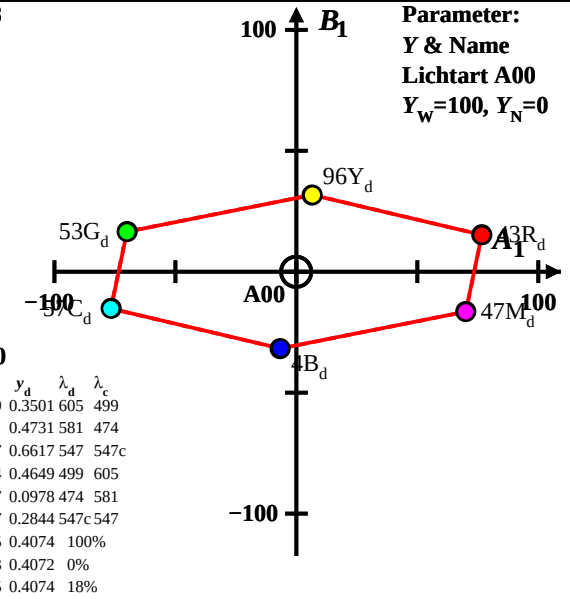

Parameter:
***Y* & Name**
Lichtart A00
Y_W=100, Y_N=0

BGH50−4A

XYZ_W=100.0 , 100.0 , 100.0
$A_1 = 2{,}5\ (a_1 - a_{1,n})\ Y$
$B_1 = 2{,}5\ B_c\ (b_1 - b_{1,n})\ Y$
$a_1 = a_{20}\ [\ (x - x_c)\ /\ y]$
$b_1 = b_{20}\ [\ z\ /\ y]$
$a_{20} = 1,\ b_{20} = -0{,}4$
$x_c = 0{,}110,\ B_c = 1{,}000$
$C_{AB1}=[A_1^2+B_1^2]^{1/2}$
6 *Ostwald*-Farben (o)
von maximalem (m) C_{AB} im
Buntwertdiagram (A_1, B_1)
Lichtart E00, Y_W=100, Y_N=0

Name	Bereich	X_d	Y_d	Z_d	x_d	y_d	λ_d	λ_c
R_d	570_775	65.52	40.49	0.24	0.6165	0.381	598	489
Y_d	494_775	83.39	94.82	6.19	0.4522	0.5141	573	463
G_d	494_570	18.07	54.52	6.14	0.2295	0.6924	536	536c
C_d	380_570	34.67	59.7	99.95	0.1784	0.3072	489	598
B_d	380_494	16.8	5.37	94.0	0.1446	0.0462	463	573
M_d	570_494	82.12	45.67	94.05	0.3701	0.2058	536c	536
W_d	380_775	100.0	100.0	100.0	0.3333	0.3333	100%	
N_d	380_775	0.1	0.1	0.1	0.3332	0.3332	0%	
Z_d	380_775	18.0	18.0	18.0	0.3333	0.3333	18%	

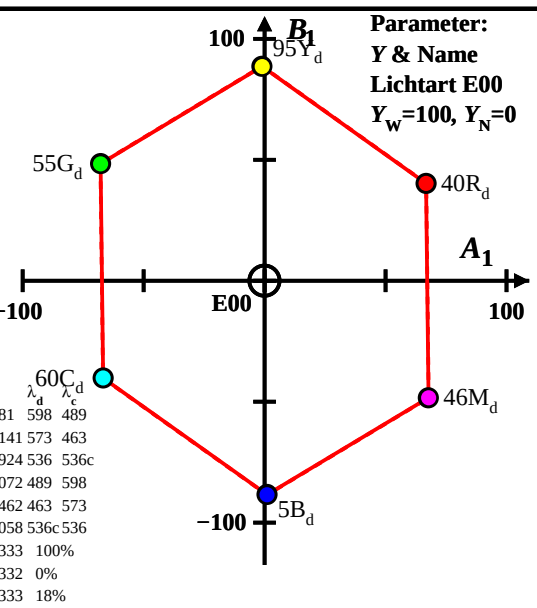

Parameter:
***Y* & Name**
Lichtart E00
Y_W=100, Y_N=0

BGH50−5A

XYZ_W=98.07 , 100.0 , 118.22
$A_1 = 2{,}5\ (a_1 - a_{1,n})\ Y$
$B_1 = 2{,}5\ B_c\ (b_1 - b_{1,n})\ Y$
$a_1 = a_{20}\ [\ (x - x_c)\ /\ y]$
$b_1 = b_{20}\ [\ z\ /\ y]$
$a_{20} = 1,\ b_{20} = -0{,}4$
$x_c = 0{,}110,\ B_c = 1{,}000$
$C_{AB1}=[A_1^2+B_1^2]^{1/2}$
6 *Ostwald*-Farben (o)
von maximalem (m) C_{AB} im
Buntwertdiagram (A_1, B_1)
Lichtart C00, Y_W=100, Y_N=0

Name	Bereich	X_d	Y_d	Z_d	x_d	y_d	λ_d	λ_c
R_d	567_775	61.25	39.34	0.28	0.6071	0.3899	596	487
Y_d	492_775	78.47	94.03	7.15	0.4367	0.5233	571	463
G_d	492_567	17.41	54.88	7.1	0.2192	0.6912	535	535c
C_d	380_567	37.0	60.85	118.17	0.1713	0.2816	487	596
B_d	380_492	19.79	6.16	111.3	0.1442	0.0449	463	571
M_d	567_492	80.85	45.31	111.35	0.3404	0.1907	535c	535
W_d	380_775	98.07	100.0	118.22	0.31	0.3161	100%	
N_d	380_775	0.09	0.1	0.11	0.3099	0.316	0%	
Z_d	380_775	17.65	18.0	21.28	0.31	0.3161	18%	

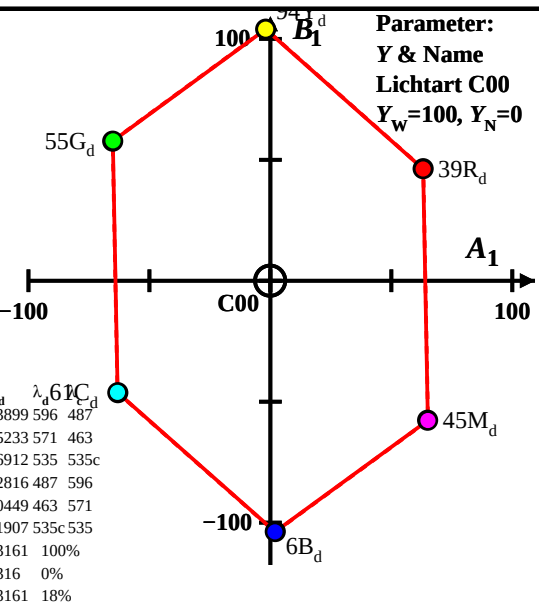

Parameter:
***Y* & Name**
Lichtart C00
Y_W=100, Y_N=0

BGH50−6A

XYZ_W=102.06 , 100.0 , 81.06
$A_1 = 2{,}5\ (a_1 - a_{1,n})\ Y$
$B_1 = 2{,}5\ B_c\ (b_1 - b_{1,n})\ Y$
$a_1 = a_{20}\ [\ (x - x_c)\ /\ y]$
$b_1 = b_{20}\ [\ z\ /\ y]$
$a_{20} = 1,\ b_{20} = -0{,}4$
$x_c = 0{,}110,\ B_c = 1{,}000$
$C_{AB1}=[A_1^2+B_1^2]^{1/2}$
6 *Ostwald*-Farben (o)
von maximalem (m) C_{AB} im
Buntwertdiagram (A_1, B_1)
Lichtart P00, Y_W=100, Y_N=0

Name	Bereich	X_d	Y_d	Z_d	x_d	y_d	λ_d	λ_c
R_d	572_775	69.05	40.7	0.2	0.6279	0.3701	600	491
Y_d	496_775	88.74	94.48	4.06	0.4738	0.5044	575	467
G_d	496_572	19.89	53.97	4.01	0.2554	0.6929	541	541c
C_d	380_572	33.21	59.49	81.01	0.1912	0.3424	491	600
B_d	380_496	13.52	5.71	77.15	0.1402	0.0592	467	575
M_d	572_496	82.37	46.22	77.2	0.4002	0.2246	541c	541
W_d	380_775	102.06	100.0	81.06	0.3604	0.3531	100%	
N_d	380_775	0.1	0.1	0.08	0.3603	0.353	0%	
Z_d	380_775	18.37	18.0	14.59	0.3604	0.3531	18%	

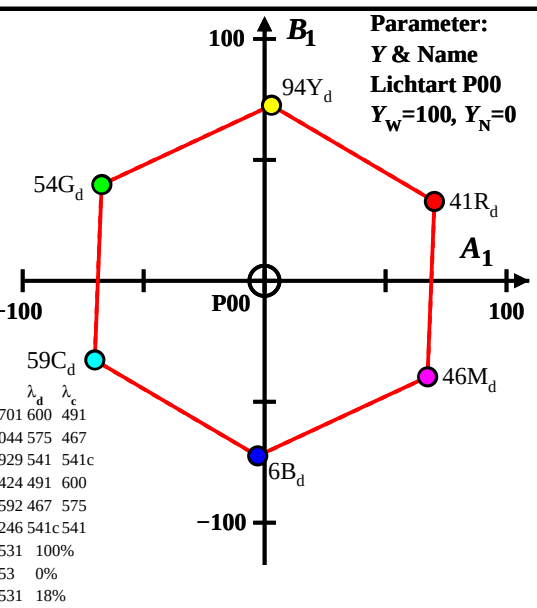

Parameter:
***Y* & Name**
Lichtart P00
Y_W=100, Y_N=0

BGH50−7A

XYZ_W=97.93 , 100.0 , 118.95
$A_1 = 2{,}5\ (a_1 - a_{1,n})\ Y$
$B_1 = 2{,}5\ B_c\ (b_1 - b_{1,n})\ Y$
$a_1 = a_{20}\ [\ (x - x_c)\ /\ y]$
$b_1 = b_{20}\ [\ z\ /\ y]$
$a_{20} = 1,\ b_{20} = -0{,}4$
$x_c = 0{,}110,\ B_c = 1{,}000$
$C_{AB1}=[A_1^2+B_1^2]^{1/2}$
6 *Ostwald*-Farben (o)
von maximalem (m) C_{AB} im
Buntwertdiagram (A_1, B_1)
Lichtart Q00, Y_W=100, Y_N=0

Name	Bereich	X_d	Y_d	Z_d	x_d	y_d	λ_d	λ_c
R_d	567_775	61.05	39.04	0.28	0.6081	0.3889	596	487
Y_d	492_775	77.98	94.36	7.21	0.4343	0.5255	570	462
G_d	492_567	17.13	55.52	7.16	0.2146	0.6956	535	535c
C_d	380_567	37.07	61.15	118.9	0.1707	0.2816	487	596
B_d	380_492	20.14	5.83	111.98	0.1459	0.0422	462	570
M_d	567_492	80.99	44.67	112.03	0.3407	0.1879	535c	535
W_d	380_775	97.93	100.0	118.95	0.309	0.3155	100%	
N_d	380_775	0.09	0.1	0.11	0.3089	0.3154	0%	
Z_d	380_775	17.62	18.0	21.41	0.309	0.3155	18%	

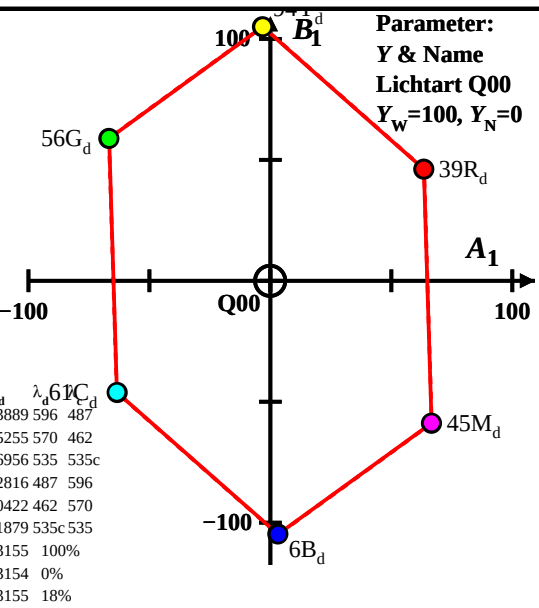

Parameter:
***Y* & Name**
Lichtart Q00
Y_W=100, Y_N=0

BGH50−8A

BGH50−7N

XYZ_W=95.04 , 100.0 , 108.89
$A_2 = 2{,}5\ (a_2 - a_{2,n})\ Y$
$B_2 = 2{,}5\ B_c\ (b_2 - b_{2,n})\ Y$
$a_2 = a_{20}\ [\ (x - x_c)\ /\ y]$
$b_2 = b_{20}\ [\ z\ /\ y]$
$a_{20} = 1,\ b_{20} = -0{,}4$
$x_c = 0{,}110,\ B_c = 0{,}800$
$C_{AB2}=[A_2^2+B_2^2]^{1/2}$
6 *Ostwald*-Farben (o)
von maximalem (m) C_{AB} im
Buntwertdiagram (A_2, B_2)
Lichtart D65, Y_W=100, Y_N=0

Name	Bereich	X_d	Y_d	Z_d	x_d	y_d	λ_d	λ_c
R_d	567_775	59.7	38.03	0.26	0.6092	0.388	596	489
Y_d	493_775	77.15	94.26	6.95	0.4325	0.5284	570	463
G_d	493_567	17.64	56.43	6.9	0.2178	0.6968	535	535c
C_d	380_567	35.53	62.16	108.84	0.172	0.3009	489	596
B_d	380_493	18.08	5.93	102.15	0.1433	0.047	463	570
M_d	567_493	77.59	43.76	102.2	0.347	0.1957	535c	535
W_d	380_775	95.04	100.0	108.89	0.3127	0.329	100%	
N_d	380_775	0.09	0.1	0.1	0.3126	0.3289	0%	
Z_d	380_775	17.1	18.0	19.6	0.3127	0.329	18%	

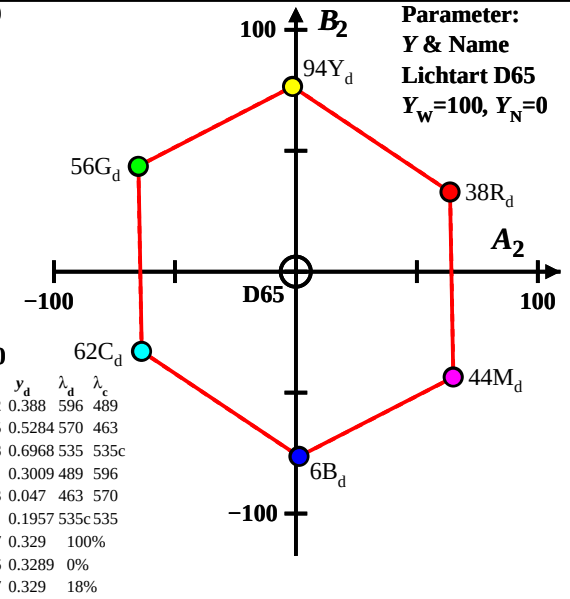

Parameter:
***Y* & Name**
Lichtart D65
Y_W=100, Y_N=0

BGH51−1A

XYZ_W=96.42 , 100.0 , 82.49
$A_2 = 2{,}5\ (a_2 - a_{2,n})\ Y$
$B_2 = 2{,}5\ B_c\ (b_2 - b_{2,n})\ Y$
$a_2 = a_{20}\ [\ (x - x_c)\ /\ y]$
$b_2 = b_{20}\ [\ z\ /\ y]$
$a_{20} = 1,\ b_{20} = -0{,}4$
$x_c = 0{,}110,\ B_c = 1{,}000$
$C_{AB2}=[A_2^2+B_2^2]^{1/2}$
6 *Ostwald*-Farben (o)
von maximalem (m) C_{AB} im
Buntwertdiagram (A_2, B_2)
Lichtart D50, Y_W=100, Y_N=0

Name	Bereich	X_d	Y_d	Z_d	x_d	y_d	λ_d	λ_c
R_d	570_775	64.95	40.11	0.21	0.6169	0.381	598	491
Y_d	496_775	83.13	94.04	4.41	0.4577	0.5178	573	468
G_d	496_570	18.36	54.13	4.37	0.2389	0.7041	538	538c
C_d	380_570	31.66	60.08	82.44	0.1817	0.3449	491	598
B_d	380_496	13.48	6.15	78.24	0.1377	0.0628	468	573
M_d	570_496	78.24	46.06	78.29	0.3862	0.2273	538c	538
W_d	380_775	96.42	100.0	82.49	0.3457	0.3585	100%	
N_d	380_775	0.09	0.1	0.08	0.3455	0.3583	0%	
Z_d	380_775	17.35	18.0	14.84	0.3457	0.3585	18%	

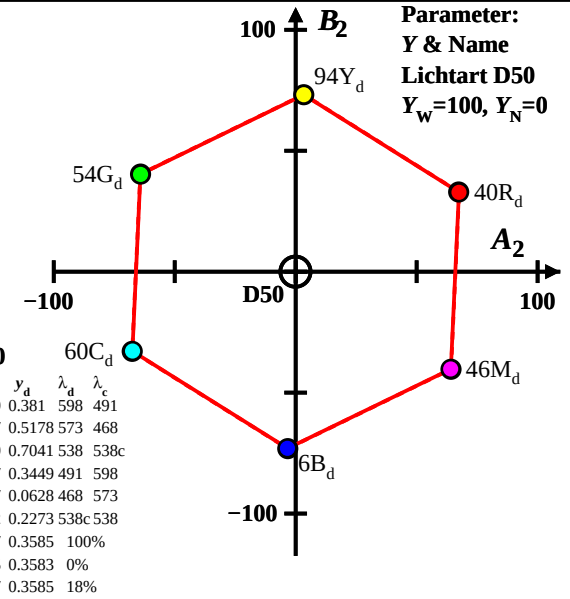

Parameter:
***Y* & Name**
Lichtart D50
Y_W=100, Y_N=0

BGH51−2A

XYZ_W=100.93 , 100.0 , 64.68
$A_2 = 2{,}5\ (a_2 - a_{2,n})\ Y$
$B_2 = 2{,}5\ B_c\ (b_2 - b_{2,n})\ Y$
$a_2 = a_{20}\ [\ (x - x_c)\ /\ y]$
$b_2 = b_{20}\ [\ z\ /\ y]$
$a_{20} = 1,\ b_{20} = -0{,}4$
$x_c = 0{,}110,\ B_c = 1{,}300$
$C_{AB2}=[A_2^2+B_2^2]^{1/2}$
6 *Ostwald*-Farben (o)
von maximalem (m) C_{AB} im
Buntwertdiagram (A_2, B_2)
Lichtart P40, Y_W=100, Y_N=0

Name	Bereich	X_d	Y_d	Z_d	x_d	y_d	λ_d	λ_c
R_d	573_775	70.25	41.25	0.17	0.629	0.3694	600	493
Y_d	498_775	90.6	95.35	4.18	0.4765	0.5014	576	468
G_d	498_573	20.55	54.29	4.13	0.2602	0.6873	540	540c
C_d	380_573	30.88	58.94	64.64	0.1999	0.3815	493	600
B_d	380_498	10.52	4.84	60.63	0.1384	0.0637	468	576
M_d	573_498	80.57	45.9	60.68	0.4305	0.2452	540c	540
W_d	380_775	100.93	100.0	64.68	0.3799	0.3764	100%	
N_d	380_775	0.1	0.1	0.06	0.3798	0.3763	0%	
Z_d	380_775	18.16	18.0	11.64	0.3799	0.3764	18%	

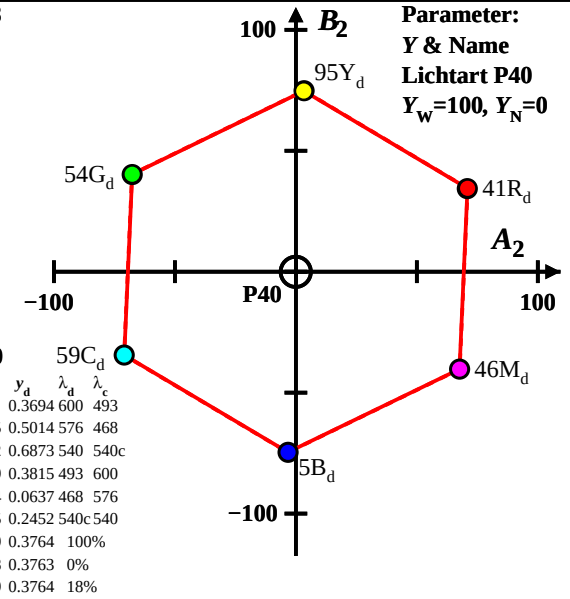

Parameter:
***Y* & Name**
Lichtart P40
Y_W=100, Y_N=0

BGH51−3A

XYZ_W=109.84 , 99.99 , 35.58
$A_2 = 2{,}5\ (a_2 - a_{2,n})\ Y$
$B_2 = 2{,}5\ B_c\ (b_2 - b_{2,n})\ Y$
$a_2 = a_{20}\ [\ (x - x_c)\ /\ y]$
$b_2 = b_{20}\ [\ z\ /\ y]$
$a_{20} = 1,\ b_{20} = -0{,}4$
$x_c = 0{,}110,\ B_c = 2{,}500$
$C_{AB2}=[A_2^2+B_2^2]^{1/2}$
6 *Ostwald*-Farben (o)
von maximalem (m) C_{AB} im
Buntwertdiagram (A_2, B_2)
Lichtart A00, Y_W=100, Y_N=0

Name	Bereich	X_d	Y_d	Z_d	x_d	y_d	λ_d	λ_c
R_d	579_775	79.94	43.12	0.11	0.6489	0.3501	605	499
Y_d	504_775	104.48	95.98	2.4	0.515	0.4731	581	474
G_d	504_579	24.75	53.05	2.36	0.3087	0.6617	547	547c
C_d	380_579	30.12	57.07	35.54	0.2454	0.4649	499	605
B_d	380_504	5.58	4.21	33.25	0.1297	0.0978	474	581
M_d	579_504	85.31	47.14	33.29	0.5147	0.2844	547c	547
W_d	380_775	109.84	99.99	35.58	0.4475	0.4074	100%	
N_d	380_775	0.1	0.09	0.03	0.4473	0.4072	0%	
Z_d	380_775	19.77	17.99	6.4	0.4475	0.4074	18%	

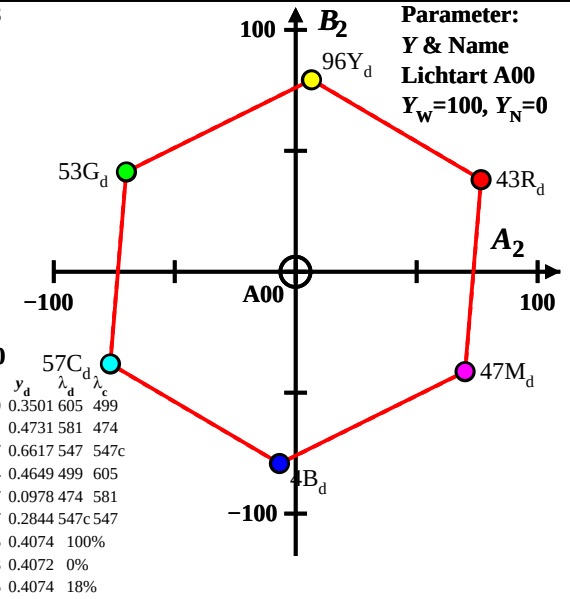

Parameter:
***Y* & Name**
Lichtart A00
Y_W=100, Y_N=0

BGH51−4A

XYZ_W=100.0 , 100.0 , 100.0
$A_2 = 2{,}5\ (a_2 - a_{2,n})\ Y$
$B_2 = 2{,}5\ B_c\ (b_2 - b_{2,n})\ Y$
$a_2 = a_{20}\ [\ (x - x_c)\ /\ y]$
$b_2 = b_{20}\ [\ z\ /\ y]$
$a_{20} = 1,\ b_{20} = -0{,}4$
$x_c = 0{,}110,\ B_c = 0{,}900$
$C_{AB2}=[A_2^2+B_2^2]^{1/2}$
6 *Ostwald*-Farben (o)
von maximalem (m) C_{AB} im
Buntwertdiagram (A_2, B_2)
Lichtart E00, Y_W=100, Y_N=0

Name	Bereich	X_d	Y_d	Z_d	x_d	y_d	λ_d	λ_c
R_d	570_775	65.52	40.49	0.24	0.6165	0.381	598	489
Y_d	494_775	83.39	94.82	6.19	0.4522	0.5141	573	463
G_d	494_570	18.07	54.52	6.14	0.2295	0.6924	536	536c
C_d	380_570	34.67	59.7	99.95	0.1784	0.3072	489	598
B_d	380_494	16.8	5.37	94.0	0.1446	0.0462	463	573
M_d	570_494	82.12	45.67	94.05	0.3701	0.2058	536c	536
W_d	380_775	100.0	100.0	100.0	0.3333	0.3333	100%	
N_d	380_775	0.1	0.1	0.1	0.3332	0.3332	0%	
Z_d	380_775	18.0	18.0	18.0	0.3333	0.3333	18%	

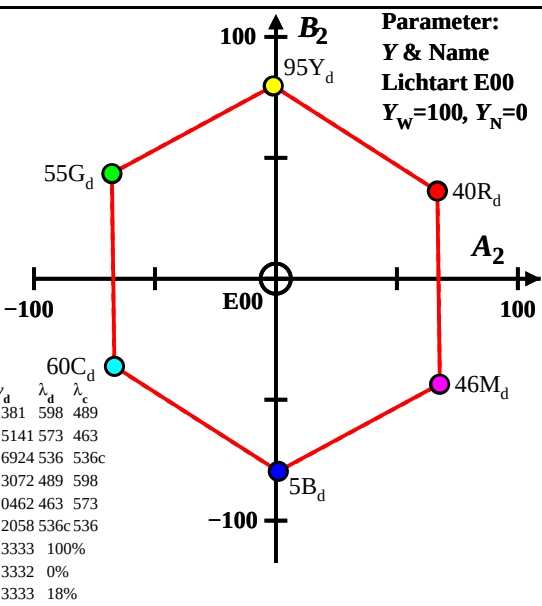

Parameter:
***Y* & Name**
Lichtart E00
Y_W=100, Y_N=0

BGH51−5A

XYZ_W=98.07 , 100.0 , 118.22
$A_2 = 2{,}5\ (a_2 - a_{2,n})\ Y$
$B_2 = 2{,}5\ B_c\ (b_2 - b_{2,n})\ Y$
$a_2 = a_{20}\ [\ (x - x_c)\ /\ y]$
$b_2 = b_{20}\ [\ z\ /\ y]$
$a_{20} = 1,\ b_{20} = -0{,}4$
$x_c = 0{,}110,\ B_c = 0{,}700$
$C_{AB2}=[A_2^2+B_2^2]^{1/2}$
6 *Ostwald*-Farben (o)
von maximalem (m) C_{AB} im
Buntwertdiagram (A_2, B_2)
Lichtart C00, Y_W=100, Y_N=0

Name	Bereich	X_d	Y_d	Z_d	x_d	y_d	λ_d	λ_c
R_d	567_775	61.25	39.34	0.28	0.6071	0.3899	596	487
Y_d	492_775	78.47	94.03	7.15	0.4367	0.5233	571	463
G_d	492_567	17.41	54.88	7.1	0.2192	0.6912	535	535c
C_d	380_567	37.0	60.85	118.17	0.1713	0.2816	487	596
B_d	380_492	19.79	6.16	111.3	0.1442	0.0449	463	571
M_d	567_492	80.85	45.31	111.35	0.3404	0.1907	535c	535
W_d	380_775	98.07	100.0	118.22	0.31	0.3161	100%	
N_d	380_775	0.09	0.1	0.11	0.3099	0.316	0%	
Z_d	380_775	17.65	18.0	21.28	0.31	0.3161	18%	

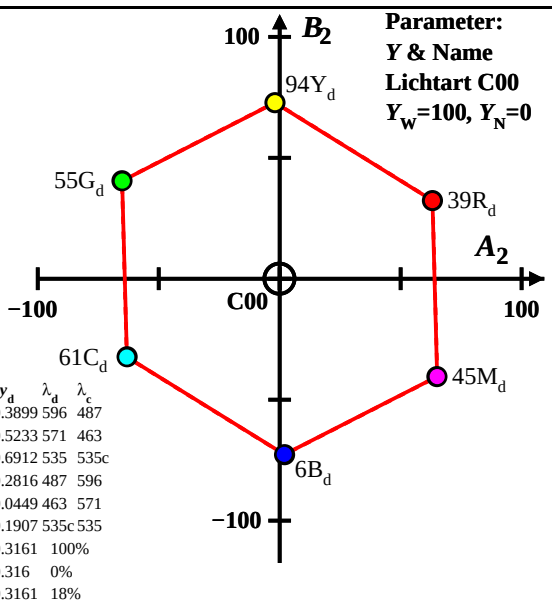

Parameter:
***Y* & Name**
Lichtart C00
Y_W=100, Y_N=0

BGH51−6A

XYZ_W=102.06 , 100.0 , 81.06
$A_2 = 2{,}5\ (a_2 - a_{2,n})\ Y$
$B_2 = 2{,}5\ B_c\ (b_2 - b_{2,n})\ Y$
$a_2 = a_{20}\ [\ (x - x_c)\ /\ y]$
$b_2 = b_{20}\ [\ z\ /\ y]$
$a_{20} = 1,\ b_{20} = -0{,}4$
$x_c = 0{,}110,\ B_c = 1{,}000$
$C_{AB2}=[A_2^2+B_2^2]^{1/2}$
6 *Ostwald*-Farben (o)
von maximalem (m) C_{AB} im
Buntwertdiagram (A_2, B_2)
Lichtart P00, Y_W=100, Y_N=0

Name	Bereich	X_d	Y_d	Z_d	x_d	y_d	λ_d	λ_c
R_d	572_775	69.05	40.7	0.2	0.6279	0.3701	600	491
Y_d	496_775	88.74	94.48	4.06	0.4738	0.5044	575	467
G_d	496_572	19.89	53.97	4.01	0.2554	0.6929	541	541c
C_d	380_572	33.21	59.49	81.01	0.1912	0.3424	491	600
B_d	380_496	13.52	5.71	77.15	0.1402	0.0592	467	575
M_d	572_496	82.37	46.22	77.2	0.4002	0.2246	541c	541
W_d	380_775	102.06	100.0	81.06	0.3604	0.3531	100%	
N_d	380_775	0.1	0.1	0.08	0.3603	0.353	0%	
Z_d	380_775	18.37	18.0	14.59	0.3604	0.3531	18%	

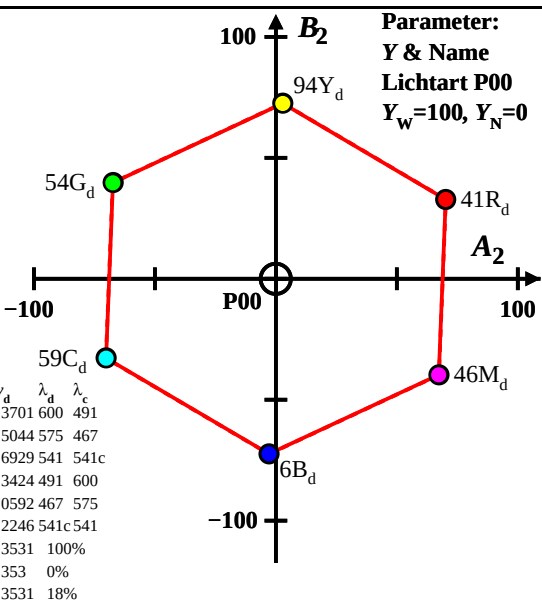

Parameter:
***Y* & Name**
Lichtart P00
Y_W=100, Y_N=0

BGH51−7A

XYZ_W=97.93 , 100.0 , 118.95
$A_2 = 2{,}5\ (a_2 - a_{2,n})\ Y$
$B_2 = 2{,}5\ B_c\ (b_2 - b_{2,n})\ Y$
$a_2 = a_{20}\ [\ (x - x_c)\ /\ y]$
$b_2 = b_{20}\ [\ z\ /\ y]$
$a_{20} = 1,\ b_{20} = -0{,}4$
$x_c = 0{,}110,\ B_c = 0{,}700$
$C_{AB2}=[A_2^2+B_2^2]^{1/2}$
6 *Ostwald*-Farben (o)
von maximalem (m) C_{AB} im
Buntwertdiagram (A_2, B_2)
Lichtart Q00, Y_W=100, Y_N=0

Name	Bereich	X_d	Y_d	Z_d	x_d	y_d	λ_d	λ_c
R_d	567_775	61.05	39.04	0.28	0.6081	0.3889	596	487
Y_d	492_775	77.98	94.36	7.21	0.4343	0.5255	570	462
G_d	492_567	17.13	55.52	7.16	0.2146	0.6956	535	535c
C_d	380_567	37.07	61.15	118.9	0.1707	0.2816	487	596
B_d	380_492	20.14	5.83	111.98	0.1459	0.0422	462	570
M_d	567_492	80.99	44.67	112.03	0.3407	0.1879	535c	535
W_d	380_775	97.93	100.0	118.95	0.309	0.3155	100%	
N_d	380_775	0.09	0.1	0.11	0.3089	0.3154	0%	
Z_d	380_775	17.62	18.0	21.41	0.309	0.3155	18%	

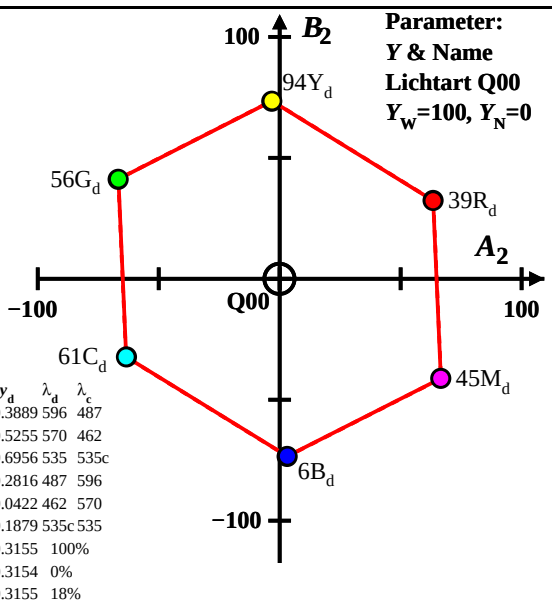

Parameter:
***Y* & Name**
Lichtart Q00
Y_W=100, Y_N=0

BGH51−8A

BGH51−7N

TUB-Registrierung: 20220301-BGH5/BGH5L0NP.PDF /.PS
Anwendung für Beurteilung und Messung von Display- oder Druck-Ausgabe
TUB-Material: Code=rha4ta

TUB-Prüfvorlage BGH5; 6 *Ostwald*-Optimalfarben für 8 Lichtarten Dxx, Eingabe: *rgb/cmy0/000k/n*
CIE-02, Diagramme (A_1, B_1) & (A_2, B_2), C>288:1