XYZ_W=97.06 , 99.99 , 104.57
$A_1 = 2{,}5\,(a_1 - a_{1,n})\,Y$
$B_1 = 2{,}5\,B_1\,(b_1 - b_{1,n})\,Y$
$a_1 = a_{20}\,[\,(x - x_c)/y\,]$
$b_1 = b_{20}\,[\,z/y\,]$
$a_{20} = 1,\ b_{20} = -0{,}4$
$x_c = 0{,}110,\ B_1 = 1{,}000$
$C_{AB1} = [A_1^2 + B_1^2]^{1/2}$
6 *Ostwald*-Farben (o)
von maximalem (m) C_{AB} im
Buntwertdiagramm (A, B)
Lichtart P60, Y_W=100, Y_N=25

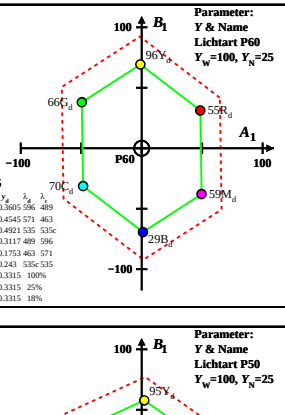

Name	Bereich	X_d	Y_d	Z_d	x_d	y_d	λ_d	λ_c
R_d	568_775	71.38	55.07	26.28	0.4673	0.3605	596	489
Y_d	494_775	84.09	95.96	31.05	0.3983	0.4545	571	463
G_d	494_568	37.07	65.98	31.01	0.2765	0.4921	535	535c
C_d	380_568	50.07	70.04	104.56	0.2228	0.3117	489	596
B_d	380_494	37.36	29.16	99.79	0.2246	0.1753	463	571
M_d	568_494	84.38	59.13	99.83	0.3467	0.243	535c	535
W_d	380_775	97.06	99.99	104.57	0.3218	0.3315	100%	
N_d	380_775	24.26	24.99	26.14	0.3218	0.3315	25%	
Z_d	380_775	17.47	17.99	18.82	0.3218	0.3315	18%	

BGL31–1A

XYZ_W=97.45 , 100.0 , 95.98
$A_1 = 2{,}5\,(a_1 - a_{1,n})\,Y$
$B_1 = 2{,}5\,B_1\,(b_1 - b_{1,n})\,Y$
$a_1 = a_{20}\,[\,(x - x_c)/y\,]$
$b_1 = b_{20}\,[\,z/y\,]$
$a_{20} = 1,\ b_{20} = -0{,}4$
$x_c = 0{,}110,\ B_1 = 1{,}000$
$C_{AB1} = [A_1^2 + B_1^2]^{1/2}$
6 *Ostwald*-Farben (o)
von maximalem (m) C_{AB} im
Buntwertdiagramm (A, B)
Lichtart P55, Y_W=100, Y_N=25

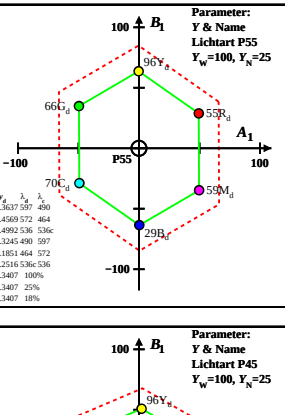

Name	Bereich	X_d	Y_d	Z_d	x_d	y_d	λ_d	λ_c
R_d	569_775	72.43	55.21	24.12	0.4772	0.3637	597	490
Y_d	494_775	85.62	96.07	28.53	0.4072	0.4569	572	464
G_d	494_569	37.65	65.96	28.49	0.285	0.4992	536	536c
C_d	380_569	49.5	69.91	95.97	0.2298	0.3245	490	597
B_d	380_494	36.31	29.05	91.56	0.2314	0.1851	464	572
M_d	569_494	84.29	59.16	91.6	0.3586	0.2516	536c	536
W_d	380_775	97.45	100.0	95.98	0.3321	0.3407	100%	
N_d	380_775	24.36	25.0	23.99	0.3321	0.3407	25%	
Z_d	380_775	17.54	18.0	17.27	0.3321	0.3407	18%	

BGL31–2A

XYZ_W=98.12 , 100.0 , 86.5
$A_1 = 2{,}5\,(a_1 - a_{1,n})\,Y$
$B_1 = 2{,}5\,B_1\,(b_1 - b_{1,n})\,Y$
$a_1 = a_{20}\,[\,(x - x_c)/y\,]$
$b_1 = b_{20}\,[\,z/y\,]$
$a_{20} = 1,\ b_{20} = -0{,}4$
$x_c = 0{,}110,\ B_1 = 1{,}000$
$C_{AB1} = [A_1^2 + B_1^2]^{1/2}$
6 *Ostwald*-Farben (o)
von maximalem (m) C_{AB} im
Buntwertdiagramm (A, B)
Lichtart P50, Y_W=100, Y_N=25

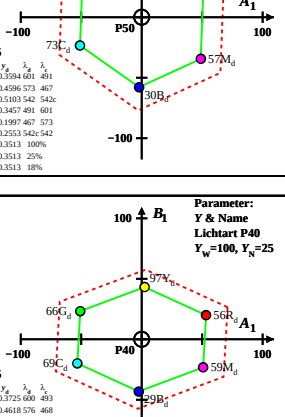

Name	Bereich	X_d	Y_d	Z_d	x_d	y_d	λ_d	λ_c
R_d	570_775	71.2	52.15	21.74	0.4807	0.3594	601	491
Y_d	495_775	87.5	95.47	24.74	0.4212	0.4596	573	467
G_d	495_570	40.92	68.42	24.71	0.3052	0.5103	542	542c
C_d	380_570	51.57	72.97	86.49	0.2443	0.3457	491	601
B_d	380_495	35.27	29.64	83.49	0.2376	0.1997	467	573
M_d	570_495	81.85	56.7	83.52	0.3685	0.2553	542c	542
W_d	380_775	98.12	100.0	86.5	0.3447	0.3513	100%	
N_d	380_775	24.53	25.0	21.62	0.3447	0.3513	25%	
Z_d	380_775	17.66	18.0	15.57	0.3447	0.3513	18%	

BGL31–3A

XYZ_W=99.2 , 100.0 , 76.07
$A_1 = 2{,}5\,(a_1 - a_{1,n})\,Y$
$B_1 = 2{,}5\,B_1\,(b_1 - b_{1,n})\,Y$
$a_1 = a_{20}\,[\,(x - x_c)/y\,]$
$b_1 = b_{20}\,[\,z/y\,]$
$a_{20} = 1,\ b_{20} = -0{,}4$
$x_c = 0{,}110,\ B_1 = 1{,}000$
$C_{AB1} = [A_1^2 + B_1^2]^{1/2}$
6 *Ostwald*-Farben (o)
von maximalem (m) C_{AB} im
Buntwertdiagramm (A, B)
Lichtart P45, Y_W=100, Y_N=25

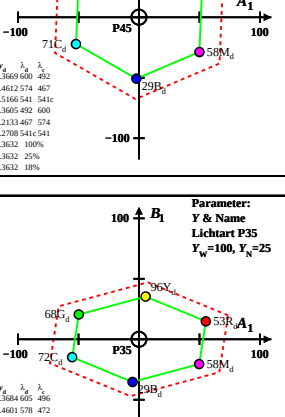

Name	Bereich	X_d	Y_d	Z_d	x_d	y_d	λ_d	λ_c
R_d	572_775	74.5	54.26	19.12	0.5037	0.3669	600	492
Y_d	497_775	89.97	96.07	22.25	0.4319	0.4612	574	467
G_d	497_572	40.37	66.9	22.21	0.3117	0.5166	541	541c
C_d	380_572	49.63	70.85	76.05	0.2525	0.3605	492	600
B_d	380_497	34.15	29.04	72.93	0.2508	0.2133	467	574
M_d	572_497	83.75	58.21	72.96	0.3896	0.2708	541c	541
W_d	380_775	99.2	100.0	76.07	0.3603	0.3632	100%	
N_d	380_775	24.8	25.0	19.01	0.3603	0.3632	25%	
Z_d	380_775	17.85	18.0	13.69	0.3603	0.3632	18%	

BGL31–4A

XYZ_W=100.93 , 100.0 , 64.68
$A_1 = 2{,}5\,(a_1 - a_{1,n})\,Y$
$B_1 = 2{,}5\,B_1\,(b_1 - b_{1,n})\,Y$
$a_1 = a_{20}\,[\,(x - x_c)/y\,]$
$b_1 = b_{20}\,[\,z/y\,]$
$a_{20} = 1,\ b_{20} = -0{,}4$
$x_c = 0{,}110,\ B_1 = 1{,}000$
$C_{AB1} = [A_1^2 + B_1^2]^{1/2}$
6 *Ostwald*-Farben (o)
von maximalem (m) C_{AB} im
Buntwertdiagramm (A, B)
Lichtart P40, Y_W=100, Y_N=25

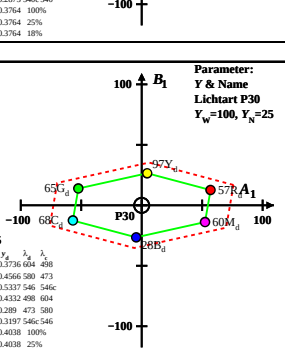

Name	Bereich	X_d	Y_d	Z_d	x_d	y_d	λ_d	λ_c
R_d	573_775	77.92	55.92	16.27	0.519	0.3725	600	493
Y_d	498_775	93.2	96.53	19.27	0.4459	0.4618	576	468
G_d	498_573	40.61	65.71	19.24	0.3234	0.5233	540	540c
C_d	380_573	48.36	69.19	64.67	0.2654	0.3797	493	600
B_d	380_498	33.08	28.58	61.66	0.2682	0.2317	468	576
M_d	573_498	85.67	59.41	61.69	0.4143	0.2873	540c	540
W_d	380_775	100.93	100.0	64.68	0.3799	0.3764	100%	
N_d	380_775	25.23	25.0	16.17	0.3799	0.3764	25%	
Z_d	380_775	18.16	18.0	11.64	0.3799	0.3764	18%	

BGL31–5A

XYZ_W=103.66 , 99.99 , 52.43
$A_1 = 2{,}5\,(a_1 - a_{1,n})\,Y$
$B_1 = 2{,}5\,B_1\,(b_1 - b_{1,n})\,Y$
$a_1 = a_{20}\,[\,(x - x_c)/y\,]$
$b_1 = b_{20}\,[\,z/y\,]$
$a_{20} = 1,\ b_{20} = -0{,}4$
$x_c = 0{,}110,\ B_1 = 1{,}000$
$C_{AB1} = [A_1^2 + B_1^2]^{1/2}$
6 *Ostwald*-Farben (o)
von maximalem (m) C_{AB} im
Buntwertdiagramm (A, B)
Lichtart P35, Y_W=100, Y_N=25

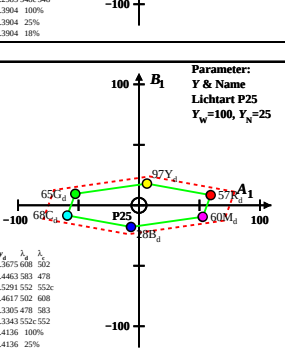

Name	Bereich	X_d	Y_d	Z_d	x_d	y_d	λ_d	λ_c
R_d	575_775	78.39	53.43	13.18	0.5405	0.3684	605	496
Y_d	500_775	97.51	95.91	14.99	0.4678	0.4601	578	472
G_d	500_575	45.14	67.58	14.97	0.3535	0.5292	548	548c
C_d	380_575	51.32	71.69	52.41	0.2925	0.4086	496	605
B_d	380_500	32.19	29.2	50.6	0.2874	0.2607	472	578
M_d	575_500	84.57	57.54	50.63	0.4387	0.2985	548c	548
W_d	380_775	103.66	99.99	52.43	0.4047	0.3904	100%	
N_d	380_775	25.91	24.99	13.1	0.4047	0.3904	25%	
Z_d	380_775	18.66	18.0	9.43	0.4047	0.3904	18%	

BGL31–6A

XYZ_W=108.04 , 100.0 , 39.55
$A_1 = 2{,}5\,(a_1 - a_{1,n})\,Y$
$B_1 = 2{,}5\,B_1\,(b_1 - b_{1,n})\,Y$
$a_1 = a_{20}\,[\,(x - x_c)/y\,]$
$b_1 = b_{20}\,[\,z/y\,]$
$a_{20} = 1,\ b_{20} = -0{,}4$
$x_c = 0{,}110,\ B_1 = 1{,}000$
$C_{AB1} = [A_1^2 + B_1^2]^{1/2}$
6 *Ostwald*-Farben (o)
von maximalem (m) C_{AB} im
Buntwertdiagramm (A, B)
Lichtart P30, Y_W=100, Y_N=25

Name	Bereich	X_d	Y_d	Z_d	x_d	y_d	λ_d	λ_c
R_d	578_775	85.68	57.05	9.95	0.5611	0.3736	604	498
Y_d	503_775	103.5	96.95	11.84	0.4875	0.4566	580	473
G_d	503_578	44.97	65.0	11.81	0.3692	0.5337	546	546c
C_d	380_578	49.5	68.07	39.52	0.3151	0.4332	498	604
B_d	380_503	31.64	28.16	37.63	0.3247	0.2891	473	580
M_d	578_503	90.21	60.11	37.66	0.4798	0.3197	546c	546
W_d	380_775	108.04	100.0	39.55	0.4363	0.4038	100%	
N_d	380_775	27.01	25.0	9.88	0.4363	0.4038	25%	
Z_d	380_775	19.44	18.0	7.11	0.4363	0.4038	18%	

BGL31–7A

XYZ_W=115.18 , 100.0 , 26.59
$A_1 = 2{,}5\,(a_1 - a_{1,n})\,Y$
$B_1 = 2{,}5\,B_1\,(b_1 - b_{1,n})\,Y$
$a_1 = a_{20}\,[\,(x - x_c)/y\,]$
$b_1 = b_{20}\,[\,z/y\,]$
$a_{20} = 1,\ b_{20} = -0{,}4$
$x_c = 0{,}110,\ B_1 = 1{,}000$
$C_{AB1} = [A_1^2 + B_1^2]^{1/2}$
6 *Ostwald*-Farben (o)
von maximalem (m) C_{AB} im
Buntwertdiagramm (A, B)
Lichtart P25, Y_W=100, Y_N=25

Name	Bereich	X_d	Y_d	Z_d	x_d	y_d	λ_d	λ_c
R_d	582_775	91.03	56.79	6.7	0.589	0.3675	608	502
Y_d	506_775	112.2	96.85	7.84	0.5175	0.4463	583	478
G_d	506_582	50.16	65.15	7.81	0.4073	0.5291	552	552c
C_d	380_582	53.08	68.32	26.57	0.3587	0.4617	502	608
B_d	380_506	31.83	28.27	25.43	0.3721	0.3305	478	583
M_d	582_506	93.95	59.97	25.45	0.5237	0.3343	552c	552
W_d	380_775	115.18	100.0	26.59	0.4764	0.4136	100%	
N_d	380_775	28.79	25.0	6.64	0.4764	0.4136	25%	
Z_d	380_775	20.73	18.0	4.78	0.4764	0.4136	18%	

BGL31–8A