Siehe ähnliche Dateien: http://farbe.li.tu-berlin.de/BGR3/BGR3.HTM
Technische Information: http://farbe.li.tu-berlin.de oder http://color.li.tu-berlin.de

TUB-Registrierung: 20220301-BGR3/BGR3L0NP.PDF /.PS TUB-Material: Code=rha4ta
Anwendung für Beurteilung und Messung von Display- oder Druck-Ausgabe

XYZ_W=95.04 , 100.0 , 108.89
$A_1 = 2{,}5\,(a_1 - a_{1,n})\,Y$
$B_1 = 2{,}5\,B_c\,(b_1 - b_{1,n})\,Y$
$a_1 = a_{20}\,[\,(x - x_c)\,/\,y]$
$b_1 = b_{20}\,[\,z\,/\,y]$
$a_{20} = 1,\ b_{20} = -0{,}4$
$x_c = 0{,}110,\ B_c = 1{,}000$
$C_{AB1} = [A_1^2 + B_1^2]^{1/2}$
6 *Ostwald*-Farben (o)
von maximalem (m) C_{AB} im
Buntwertdiagram (A_1, B_1)
Lichtart D65, Y_W=100, Y_N=0

Parameter: Y & Name Lichtart D65 Y_W=100, Y_N=0

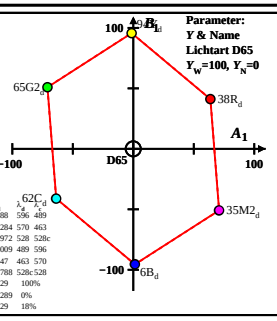

Name	Bereich	X_d	Y_d	Z_d	x_d	y_d	λ_d	λ_c
R_d	567,775	59.7	38.03	0.26	0.6092	0.388	596	489
Y_d	493,775	77.15	94.26	6.95	0.4325	0.5284	570	463
$G2_d$	476,575	23.84	65.26	20.16	0.2181	0.5972	528	526c
C_d	380,567	35.53	62.16	108.84	0.172	0.3009	489	596
B_d	380,493	18.08	5.93	102.15	0.1433	0.047	463	570
$M2_d$	575,476	71.39	34.93	88.94	0.3656	0.1788	528c	528
W_d	380,775	95.04	100.0	108.89	0.3127	0.329	100%	
N_d	380,775	0.09	0.1	0.1	0.3126	0.3289	0%	
Z_d	380,775	17.1	18.0	19.6	0.3127	0.329	18%	

BGR30−1A

XYZ_W=96.42 , 100.0 , 82.49
$A_1 = 2{,}5\,(a_1 - a_{1,n})\,Y$
$B_1 = 2{,}5\,B_c\,(b_1 - b_{1,n})\,Y$
$a_1 = a_{20}\,[\,(x - x_c)\,/\,y]$
$b_1 = b_{20}\,[\,z\,/\,y]$
$a_{20} = 1,\ b_{20} = -0{,}4$
$x_c = 0{,}110,\ B_c = 1{,}000$
$C_{AB1} = [A_1^2 + B_1^2]^{1/2}$
6 *Ostwald*-Farben (o)
von maximalem (m) C_{AB} im
Buntwertdiagram (A_1, B_1)
Lichtart D50, Y_W=100, Y_N=0

Parameter: Y & Name Lichtart D50 Y_W=100, Y_N=0

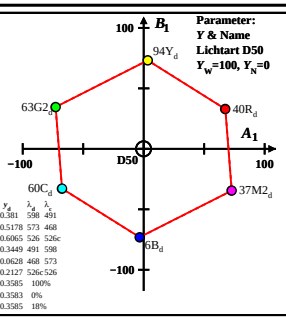

Name	Bereich	X_d	Y_d	Z_d	x_d	y_d	λ_d	λ_c
R_d	570,775	64.95	40.11	0.21	0.6169	0.381	598	491
Y_d	496,775	83.13	94.04	4.41	0.4577	0.5178	573	468
$G2_d$	474,575	23.52	62.76	17.19	0.2273	0.6065	526	526c
C_d	380,570	31.66	60.08	82.44	0.1817	0.3449	491	598
B_d	380,496	13.48	6.15	78.24	0.1377	0.0628	468	573
$M2_d$	575,474	73.09	37.43	65.46	0.4153	0.2127	526c	526
W_d	380,775	96.42	100.0	82.49	0.3457	0.3585	100%	
N_d	380,775	0.09	0.1	0.08	0.3455	0.3583	0%	
Z_d	380,775	17.35	18.0	14.84	0.3457	0.3585	18%	

BGR30−2A

XYZ_W=100.93 , 100.0 , 64.68
$A_1 = 2{,}5\,(a_1 - a_{1,n})\,Y$
$B_1 = 2{,}5\,B_c\,(b_1 - b_{1,n})\,Y$
$a_1 = a_{20}\,[\,(x - x_c)\,/\,y]$
$b_1 = b_{20}\,[\,z\,/\,y]$
$a_{20} = 1,\ b_{20} = -0{,}4$
$x_c = 0{,}110,\ B_c = 1{,}000$
$C_{AB1} = [A_1^2 + B_1^2]^{1/2}$
6 *Ostwald*-Farben (o)
von maximalem (m) C_{AB} im
Buntwertdiagram (A_1, B_1)
Lichtart P40, Y_W=100, Y_N=0

Parameter: Y & Name Lichtart P40 Y_W=100, Y_N=0

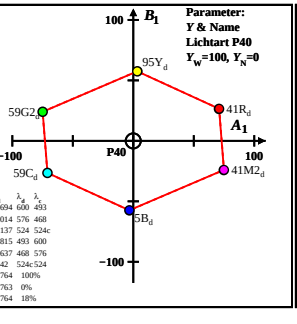

Name	Bereich	X_d	Y_d	Z_d	x_d	y_d	λ_d	λ_c
R_d	573,775	70.25	41.25	0.17	0.629	0.3694	600	493
Y_d	498,775	90.6	95.35	4.18	0.4765	0.5014	576	468
$G2_d$	461,575	22.98	59.08	14.2	0.2387	0.6137	524	524c
C_d	380,573	30.88	54.94	64.64	0.1999	0.3815	493	600
B_d	380,498	10.52	4.84	60.63	0.1384	0.0637	468	576
$M2_d$	575,461	78.15	41.11	50.61	0.46	0.242	524c	524
W_d	380,775	100.93	100.0	64.68	0.3799	0.3764	100%	
N_d	380,775	0.1	0.1	0.06	0.3798	0.3763	0%	
Z_d	380,775	18.16	18.0	11.64	0.3799	0.3764	18%	

BGR30−3A

XYZ_W=109.84 , 99.99 , 35.58
$A_1 = 2{,}5\,(a_1 - a_{1,n})\,Y$
$B_1 = 2{,}5\,B_c\,(b_1 - b_{1,n})\,Y$
$a_1 = a_{20}\,[\,(x - x_c)\,/\,y]$
$b_1 = b_{20}\,[\,z\,/\,y]$
$a_{20} = 1,\ b_{20} = -0{,}4$
$x_c = 0{,}110,\ B_c = 1{,}000$
$C_{AB1} = [A_1^2 + B_1^2]^{1/2}$
6 *Ostwald*-Farben (o)
von maximalem (m) C_{AB} im
Buntwertdiagram (A_1, B_1)
Lichtart A00, Y_W=100, Y_N=0

Parameter: Y & Name Lichtart A00 Y_W=100, Y_N=0

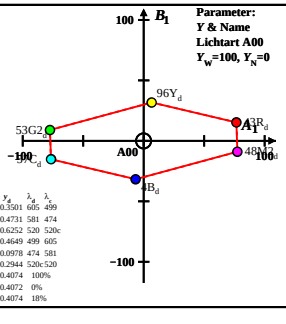

Name	Bereich	X_d	Y_d	Z_d	x_d	y_d	λ_d	λ_c
R_d	579,775	79.94	43.12	0.11	0.6489	0.3501	605	499
Y_d	504,775	104.48	95.98	2.4	0.515	0.4731	581	474
$G2_d$	575,575	21.76	52.53	9.71	0.259	0.6252	520	520c
C_d	380,579	30.12	57.07	35.54	0.2454	0.4649	499	605
B_d	380,504	5.58	4.21	33.25	0.1297	0.0978	474	581
$M2_d$	575,575	88.3	47.66	25.93	0.5453	0.2944	520c	520
W_d	380,775	109.84	99.99	35.58	0.4475	0.4074	100%	
N_d	380,775	0.1	0.09	0.03	0.4473	0.4072	0%	
Z_d	380,775	19.77	17.99	6.4	0.4475	0.4074	18%	

BGR30−4A

XYZ_W=100.0 , 100.0 , 100.0
$A_1 = 2{,}5\,(a_1 - a_{1,n})\,Y$
$B_1 = 2{,}5\,B_c\,(b_1 - b_{1,n})\,Y$
$a_1 = a_{20}\,[\,(x - x_c)\,/\,y]$
$b_1 = b_{20}\,[\,z\,/\,y]$
$a_{20} = 1,\ b_{20} = -0{,}4$
$x_c = 0{,}110,\ B_c = 1{,}000$
$C_{AB1} = [A_1^2 + B_1^2]^{1/2}$
6 *Ostwald*-Farben (o)
von maximalem (m) C_{AB} im
Buntwertdiagram (A_1, B_1)
Lichtart E00, Y_W=100, Y_N=0

Parameter: Y & Name Lichtart E00 Y_W=100, Y_N=0

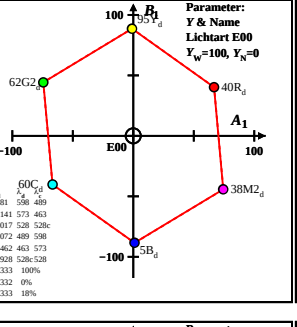

Name	Bereich	X_d	Y_d	Z_d	x_d	y_d	λ_d	λ_c
R_d	570,775	65.52	40.49	0.24	0.6165	0.381	598	489
Y_d	494,775	83.39	94.82	6.19	0.4522	0.5141	573	463
$G2_d$	471,575	23.23	62.14	17.89	0.2249	0.6017	528	528c
C_d	380,570	34.67	59.7	99.95	0.1784	0.3072	489	598
B_d	380,494	16.8	5.37	94.0	0.1446	0.0462	463	573
$M2_d$	575,471	76.96	38.05	82.31	0.39	0.1928	528c	528
W_d	380,775	100.0	100.0	100.0	0.3333	0.3333	100%	
N_d	380,775	0.1	0.1	0.1	0.3332	0.3332	0%	
Z_d	380,775	18.0	18.0	18.0	0.3333	0.3333	18%	

BGR30−5A

XYZ_W=98.07 , 100.0 , 118.22
$A_1 = 2{,}5\,(a_1 - a_{1,n})\,Y$
$B_1 = 2{,}5\,B_c\,(b_1 - b_{1,n})\,Y$
$a_1 = a_{20}\,[\,(x - x_c)\,/\,y]$
$b_1 = b_{20}\,[\,z\,/\,y]$
$a_{20} = 1,\ b_{20} = -0{,}4$
$x_c = 0{,}110,\ B_c = 1{,}000$
$C_{AB1} = [A_1^2 + B_1^2]^{1/2}$
6 *Ostwald*-Farben (o)
von maximalem (m) C_{AB} im
Buntwertdiagram (A_1, B_1)
Lichtart C00, Y_W=100, Y_N=0

Parameter: Y & Name Lichtart C00 Y_W=100, Y_N=0

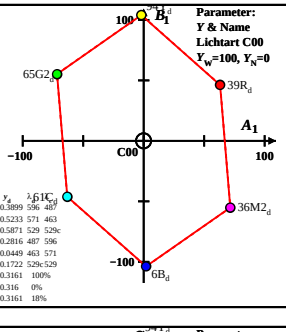

Name	Bereich	X_d	Y_d	Z_d	x_d	y_d	λ_d	λ_c
R_d	567,775	61.25	39.34	0.28	0.6071	0.3899	596	487
Y_d	492,775	78.47	94.03	7.15	0.4367	0.5233	571	463
$G2_d$	474,575	24.26	64.53	21.1	0.2208	0.5871	529	529c
C_d	380,567	37.0	60.85	118.17	0.1713	0.2816	487	596
B_d	380,492	19.79	6.16	111.3	0.1442	0.0449	463	571
$M2_d$	575,474	73.99	35.66	97.35	0.3574	0.1722	529c	529
W_d	380,775	98.07	100.0	118.22	0.31	0.3161	100%	
N_d	380,775	0.09	0.1	0.11	0.3099	0.316	0%	
Z_d	380,775	17.65	18.0	21.28	0.31	0.3161	18%	

BGR30−6A

XYZ_W=102.06 , 100.0 , 81.06
$A_1 = 2{,}5\,(a_1 - a_{1,n})\,Y$
$B_1 = 2{,}5\,B_c\,(b_1 - b_{1,n})\,Y$
$a_1 = a_{20}\,[\,(x - x_c)\,/\,y]$
$b_1 = b_{20}\,[\,z\,/\,y]$
$a_{20} = 1,\ b_{20} = -0{,}4$
$x_c = 0{,}110,\ B_c = 1{,}000$
$C_{AB1} = [A_1^2 + B_1^2]^{1/2}$
6 *Ostwald*-Farben (o)
von maximalem (m) C_{AB} im
Buntwertdiagram (A_1, B_1)
Lichtart P00, Y_W=100, Y_N=0

Parameter: Y & Name Lichtart P00 Y_W=100, Y_N=0

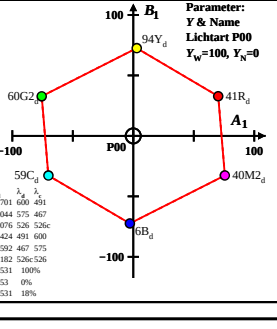

Name	Bereich	X_d	Y_d	Z_d	x_d	y_d	λ_d	λ_c
R_d	572,775	69.05	40.7	0.2	0.6279	0.3701	600	491
Y_d	496,775	88.74	94.48	4.06	0.4738	0.5044	575	467
$G2_d$	464,575	22.88	59.73	15.68	0.2328	0.6076	526	526c
C_d	380,572	33.21	59.49	81.01	0.1912	0.3424	491	600
B_d	380,496	13.52	5.71	77.15	0.1402	0.0592	467	575
$M2_d$	575,464	79.38	40.46	65.54	0.4281	0.2182	526c	526
W_d	380,775	102.06	100.0	81.06	0.3604	0.3531	100%	
N_d	380,775	0.1	0.1	0.08	0.3603	0.353	0%	
Z_d	380,775	18.37	18.0	14.59	0.3604	0.3531	18%	

BGR30−7N

XYZ_W=97.93 , 100.0 , 118.95
$A_1 = 2{,}5\,(a_1 - a_{1,n})\,Y$
$B_1 = 2{,}5\,B_c\,(b_1 - b_{1,n})\,Y$
$a_1 = a_{20}\,[\,(x - x_c)\,/\,y]$
$b_1 = b_{20}\,[\,z\,/\,y]$
$a_{20} = 1,\ b_{20} = -0{,}4$
$x_c = 0{,}110,\ B_c = 1{,}000$
$C_{AB1} = [A_1^2 + B_1^2]^{1/2}$
6 *Ostwald*-Farben (o)
von maximalem (m) C_{AB} im
Buntwertdiagram (A_1, B_1)
Lichtart Q00, Y_W=100, Y_N=0

Parameter: Y & Name Lichtart Q00 Y_W=100, Y_N=0

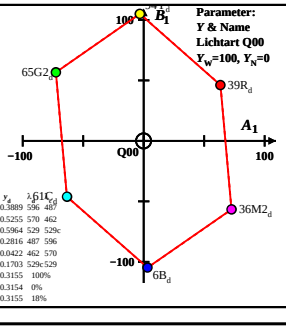

Name	Bereich	X_d	Y_d	Z_d	x_d	y_d	λ_d	λ_c
R_d	567,775	61.05	39.04	0.28	0.6081	0.3889	596	487
Y_d	492,775	77.98	94.36	7.21	0.4343	0.5255	570	462
$G2_d$	474,575	23.58	64.55	20.1	0.2178	0.5964	529	529c
C_d	380,567	37.07	61.15	118.9	0.1707	0.2816	487	596
B_d	380,492	20.14	5.83	111.98	0.1459	0.0422	462	570
$M2_d$	575,474	74.54	35.64	99.09	0.3562	0.1703	529c	529
W_d	380,775	97.93	100.0	118.95	0.309	0.3155	100%	
N_d	380,775	0.09	0.1	0.11	0.3089	0.3154	0%	
Z_d	380,775	17.62	18.0	21.41	0.309	0.3155	18%	

BGR30−8A

XYZ_W=95.04 , 100.0 , 108.89
$A_2 = 2{,}5\,(a_2 - a_{2,n})\,Y$
$B_2 = 2{,}5\,B_c\,(b_2 - b_{2,n})\,Y$
$a_2 = a_{20}\,[\,(x - x_c)\,/\,y]$
$b_2 = b_{20}\,[\,z\,/\,y]$
$a_{20} = 1,\ b_{20} = -0{,}4$
$x_c = 0{,}800,\ B_c = 0{,}800$
$C_{AB2} = [A_2^2 + B_2^2]^{1/2}$
6 *Ostwald*-Farben (o)
von maximalem (m) C_{AB} im
Buntwertdiagram (A_2, B_2)
Lichtart D65, Y_W=100, Y_N=0

Parameter: Y & Name Lichtart D65 Y_W=100, Y_N=0

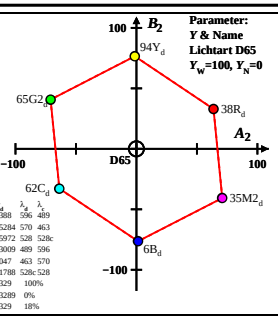

Name	Bereich	X_d	Y_d	Z_d	x_d	y_d	λ_d	λ_c
R_d	567,775	59.7	38.03	0.26	0.6092	0.388	596	489
Y_d	493,775	77.15	94.26	6.95	0.4325	0.5284	570	463
$G2_d$	476,575	23.84	65.26	20.16	0.2181	0.5972	528	528c
C_d	380,567	35.53	62.16	108.84	0.172	0.3009	489	596
B_d	380,493	18.08	5.93	102.15	0.1433	0.047	463	570
$M2_d$	575,476	71.39	34.93	88.94	0.3656	0.1788	528c	528
W_d	380,775	95.04	100.0	108.89	0.3127	0.329	100%	
N_d	380,775	0.09	0.1	0.1	0.3126	0.3289	0%	
Z_d	380,775	17.1	18.0	19.6	0.3127	0.329	18%	

BGR31−1A

XYZ_W=96.42 , 100.0 , 82.49
$A_2 = 2{,}5\,(a_2 - a_{2,n})\,Y$
$B_2 = 2{,}5\,B_c\,(b_2 - b_{2,n})\,Y$
$a_2 = a_{20}\,[\,(x - x_c)\,/\,y]$
$b_2 = b_{20}\,[\,z\,/\,y]$
$a_{20} = 1,\ b_{20} = -0{,}4$
$x_c = 0{,}110,\ B_c = 1{,}000$
$C_{AB2} = [A_2^2 + B_2^2]^{1/2}$
6 *Ostwald*-Farben (o)
von maximalem (m) C_{AB} im
Buntwertdiagram (A_2, B_2)
Lichtart D50, Y_W=100, Y_N=0

Parameter: Y & Name Lichtart D50 Y_W=100, Y_N=0

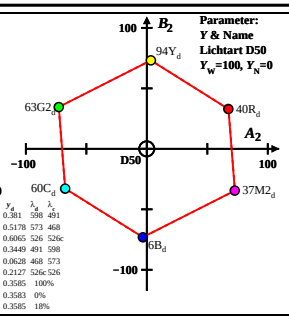

Name	Bereich	X_d	Y_d	Z_d	x_d	y_d	λ_d	λ_c
R_d	570,775	64.95	40.11	0.21	0.6169	0.381	598	491
Y_d	496,775	83.13	94.04	4.41	0.4577	0.5178	573	468
$G2_d$	474,575	23.52	62.76	17.19	0.2273	0.6065	526	526c
C_d	380,570	31.66	60.08	82.44	0.1817	0.3449	491	598
B_d	380,496	13.48	6.15	78.24	0.1377	0.0628	468	573
$M2_d$	575,474	73.09	37.43	65.46	0.4153	0.2127	526c	526
W_d	380,775	96.42	100.0	82.49	0.3457	0.3585	100%	
N_d	380,775	0.09	0.1	0.08	0.3455	0.3583	0%	
Z_d	380,775	17.35	18.0	14.84	0.3457	0.3585	18%	

BGR31−2A

XYZ_W=100.93 , 100.0 , 64.68
$A_2 = 2{,}5\,(a_2 - a_{2,n})\,Y$
$B_2 = 2{,}5\,B_c\,(b_2 - b_{2,n})\,Y$
$a_2 = a_{20}\,[\,(x - x_c)\,/\,y]$
$b_2 = b_{20}\,[\,z\,/\,y]$
$a_{20} = 1,\ b_{20} = -0{,}4$
$x_c = 0{,}110,\ B_c = 1{,}300$
$C_{AB2} = [A_2^2 + B_2^2]^{1/2}$
6 *Ostwald*-Farben (o)
von maximalem (m) C_{AB} im
Buntwertdiagram (A_2, B_2)
Lichtart P40, Y_W=100, Y_N=0

Parameter: Y & Name Lichtart P40 Y_W=100, Y_N=0

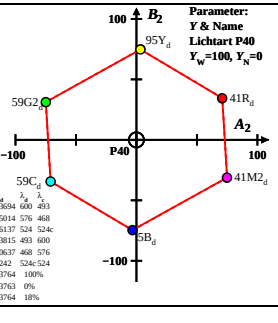

Name	Bereich	X_d	Y_d	Z_d	x_d	y_d	λ_d	λ_c
R_d	573,775	70.25	41.25	0.17	0.629	0.3694	600	493
Y_d	498,775	90.6	95.35	4.18	0.4765	0.5014	576	468
$G2_d$	461,575	22.98	59.08	14.2	0.2387	0.6137	524	524c
C_d	380,573	30.88	54.94	64.64	0.1999	0.3815	493	600
B_d	380,498	10.52	4.84	60.63	0.1384	0.0637	468	576
$M2_d$	575,461	78.15	41.11	50.61	0.46	0.242	524c	524
W_d	380,775	100.93	100.0	64.68	0.3799	0.3764	100%	
N_d	380,775	0.1	0.1	0.06	0.3798	0.3763	0%	
Z_d	380,775	18.16	18.0	11.64	0.3799	0.3764	18%	

BGR31−3A

XYZ_W=109.84 , 99.99 , 35.58
$A_2 = 2{,}5\,(a_2 - a_{2,n})\,Y$
$B_2 = 2{,}5\,B_c\,(b_2 - b_{2,n})\,Y$
$a_2 = a_{20}\,[\,(x - x_c)\,/\,y]$
$b_2 = b_{20}\,[\,z\,/\,y]$
$a_{20} = 1,\ b_{20} = -0{,}4$
$x_c = 0{,}110,\ B_c = 2{,}500$
$C_{AB2} = [A_2^2 + B_2^2]^{1/2}$
6 *Ostwald*-Farben (o)
von maximalem (m) C_{AB} im
Buntwertdiagram (A_2, B_2)
Lichtart A00, Y_W=100, Y_N=0

Parameter: Y & Name Lichtart A00 Y_W=100, Y_N=0

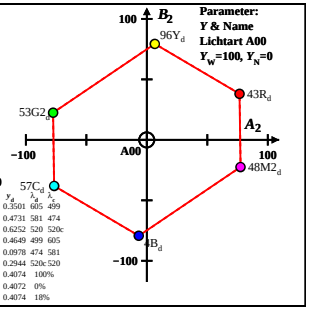

Name	Bereich	X_d	Y_d	Z_d	x_d	y_d	λ_d	λ_c
R_d	579,775	79.94	43.12	0.11	0.6489	0.3501	605	499
Y_d	504,775	104.48	95.98	2.4	0.515	0.4731	581	474
$G2_d$	575,575	21.76	52.53	9.71	0.259	0.6252	520	520c
C_d	380,579	30.12	57.07	35.54	0.2454	0.4649	499	605
B_d	380,504	5.58	4.21	33.25	0.1297	0.0978	474	581
$M2_d$	575,575	88.3	47.66	25.93	0.5453	0.2944	520c	520
W_d	380,775	109.84	99.99	35.58	0.4475	0.4074	100%	
N_d	380,775	0.1	0.09	0.03	0.4473	0.4072	0%	
Z_d	380,775	19.77	17.99	6.4	0.4475	0.4074	18%	

BGR31−4A

XYZ_W=100.0 , 100.0 , 100.0
$A_2 = 2{,}5\,(a_2 - a_{2,n})\,Y$
$B_2 = 2{,}5\,B_c\,(b_2 - b_{2,n})\,Y$
$a_2 = a_{20}\,[\,(x - x_c)\,/\,y]$
$b_2 = b_{20}\,[\,z\,/\,y]$
$a_{20} = 1,\ b_{20} = -0{,}4$
$x_c = 0{,}110,\ B_c = 0{,}900$
$C_{AB2} = [A_2^2 + B_2^2]^{1/2}$
6 *Ostwald*-Farben (o)
von maximalem (m) C_{AB} im
Buntwertdiagram (A_2, B_2)
Lichtart E00, Y_W=100, Y_N=0

Parameter: Y & Name Lichtart E00 Y_W=100, Y_N=0

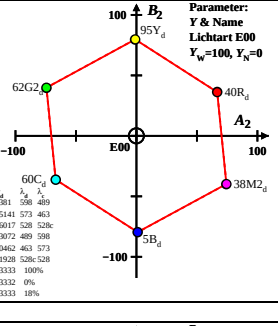

Name	Bereich	X_d	Y_d	Z_d	x_d	y_d	λ_d	λ_c
R_d	570,775	65.52	40.49	0.24	0.6165	0.381	598	489
Y_d	494,775	83.39	94.82	6.19	0.4522	0.5141	573	463
$G2_d$	471,575	23.23	62.14	17.89	0.2249	0.6017	528	528c
C_d	380,570	34.67	59.7	99.95	0.1784	0.3072	489	598
B_d	380,494	16.8	5.37	94.0	0.1446	0.0462	463	573
$M2_d$	575,471	76.96	38.05	82.31	0.39	0.1928	528c	528
W_d	380,775	100.0	100.0	100.0	0.3333	0.3333	100%	
N_d	380,775	0.1	0.1	0.1	0.3332	0.3332	0%	
Z_d	380,775	18.0	18.0	18.0	0.3333	0.3333	18%	

BGR31−5A

XYZ_W=98.07 , 100.0 , 118.22
$A_2 = 2{,}5\,(a_2 - a_{2,n})\,Y$
$B_2 = 2{,}5\,B_c\,(b_2 - b_{2,n})\,Y$
$a_2 = a_{20}\,[\,(x - x_c)\,/\,y]$
$b_2 = b_{20}\,[\,z\,/\,y]$
$a_{20} = 1,\ b_{20} = -0{,}4$
$x_c = 0{,}110,\ B_c = 0{,}700$
$C_{AB2} = [A_2^2 + B_2^2]^{1/2}$
6 *Ostwald*-Farben (o)
von maximalem (m) C_{AB} im
Buntwertdiagram (A_2, B_2)
Lichtart C00, Y_W=100, Y_N=0

Parameter: Y & Name Lichtart C00 Y_W=100, Y_N=0

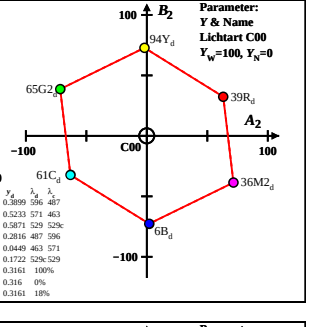

Name	Bereich	X_d	Y_d	Z_d	x_d	y_d	λ_d	λ_c
R_d	567,775	61.25	39.34	0.28	0.6071	0.3899	596	487
Y_d	492,775	78.47	94.03	7.15	0.4367	0.5233	571	463
$G2_d$	474,575	24.26	64.53	21.1	0.2208	0.5871	529	529c
C_d	380,567	37.0	60.85	118.17	0.1713	0.2816	487	596
B_d	380,492	19.79	6.16	111.3	0.1442	0.0449	463	571
$M2_d$	575,474	73.99	35.66	97.35	0.3574	0.1722	529c	529
W_d	380,775	98.07	100.0	118.22	0.31	0.3161	100%	
N_d	380,775	0.09	0.1	0.11	0.3099	0.316	0%	
Z_d	380,775	17.65	18.0	21.28	0.31	0.3161	18%	

BGR31−6A

XYZ_W=102.06 , 100.0 , 81.06
$A_2 = 2{,}5\,(a_2 - a_{2,n})\,Y$
$B_2 = 2{,}5\,B_c\,(b_2 - b_{2,n})\,Y$
$a_2 = a_{20}\,[\,(x - x_c)\,/\,y]$
$b_2 = b_{20}\,[\,z\,/\,y]$
$a_{20} = 1,\ b_{20} = -0{,}4$
$x_c = 0{,}110,\ B_c = 1{,}000$
$C_{AB2} = [A_2^2 + B_2^2]^{1/2}$
6 *Ostwald*-Farben (o)
von maximalem (m) C_{AB} im
Buntwertdiagram (A_2, B_2)
Lichtart P00, Y_W=100, Y_N=0

Parameter: Y & Name Lichtart P00 Y_W=100, Y_N=0

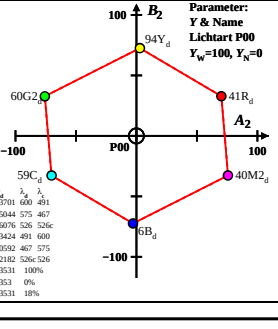

Name	Bereich	X_d	Y_d	Z_d	x_d	y_d	λ_d	λ_c
R_d	572,775	69.05	40.7	0.2	0