
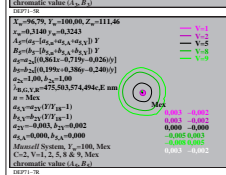
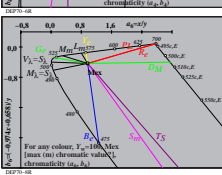
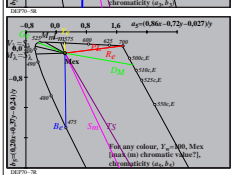
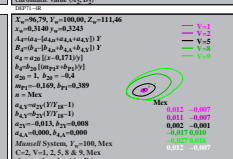


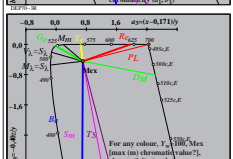

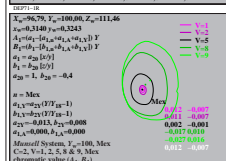

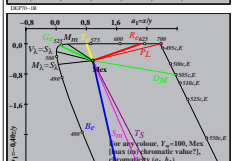
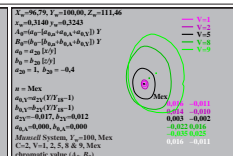
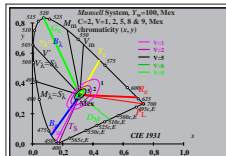

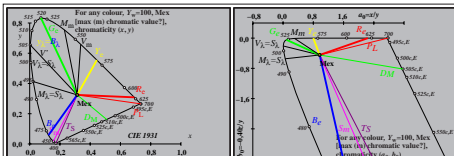


see similar files: <http://farbe.li.tu-berlin.de/DEP7/DEP7L0N1.TXT +/PS>
 technical information: <http://farbe.li.tu-berlin.de> or <http://130.149.60.45/~farbmetrik>

TUB registration: 20221001-DEP7/DEP7L0N1.TXT +/PS
 application for measurement of display output
 TUB material code=thadta



TUB-test chart DEP7; (x, y), chromatic value (A₁, B₁), adaptation: 5A=0, 5Y#0, with Munsell data
 Munsell Chroma=2, Value=1,2,5,8, and 9; experimental illuminant M_{EX}; (x, y)_{MEX}=(0,3140, 0,3244)

1-000000-100 M Y O V