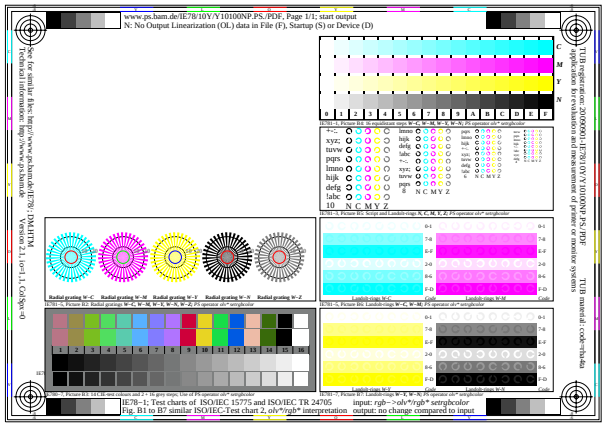
www.ps.ham.de/IE78/10Y/Y10100NP.PS./PDF, Page 1/1; start output
N: No Output Linearization (OL) data in File (F), Startup (S) or Device (D)
IE78–1; Test charts of ISO/IEC 15775 and ISO/IEC TR 24705
Fig. B1 to B7 similar ISO/IEC-Test chart 2, olv*/rgb* interpretation
input: rgb–>olv*/rgb* setrgbcolor
output: no change compared to input


www.ps.ham.de/IE78/10Y/Y10100NP.PS./PDF, Page 1/1; start output
N: No Output Linearization (OL) data in File (F), Startup (S) or Device (D)
IE78–2; Test charts of ISO/IEC 15775 and ISO/IEC TR 24705
Fig. B4 to B7 similar ISO/IEC-Test chart 2, olv*/rgb* interpretation
input: rgb–>olv*/rgb* setrgbcolor
output: no change compared to input

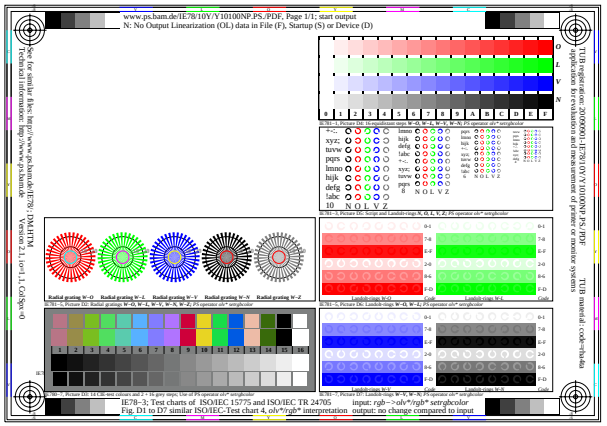
www.ps.ham.de/IE78/10Y/Y10100NP.PS./PDF, Page 1/1; start output
N: No Output Linearization (OL) data in File (F), Startup (S) or Device (D)
IE78–3; Test charts of ISO/IEC 15775 and ISO/IEC TR 24705
Fig. D1 to D7 similar ISO/IEC-Test chart 4, olv*/rgb* interpretation
input: rgb–>olv*/rgb* setrgbcolor
output: no change compared to input

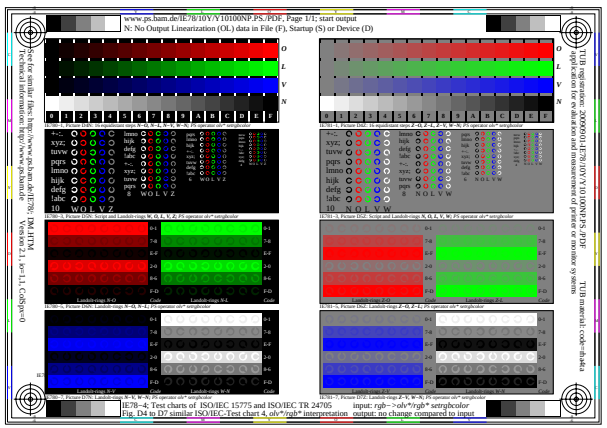
www.ps.ham.de/IE78/10Y/Y10100NP.PS./PDF, Page 1/1; start output
N: No Output Linearization (OL) data in File (F), Startup (S) or Device (D)
IE78–4; Test charts of ISO/IEC 15775 and ISO/IEC TR 24705
Fig. D4 to D7 similar ISO/IEC-Test chart 4, olv*/rgb* interpretation
input: rgb–>olv*/rgb* setrgbcolor
output: no change compared to input

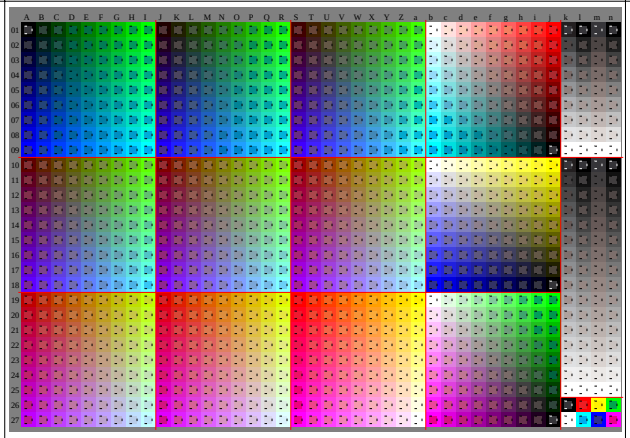

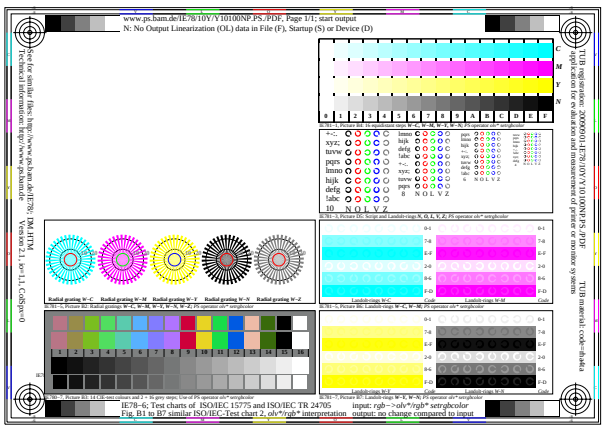
www.ps.ham.de/IE78/10Y/Y10100NP.PS./PDF, Page 1/1; start output
N: No Output Linearization (OL) data in File (F), Startup (S) or Device (D)
IE78–6; Test charts of ISO/IEC 15775 and ISO/IEC TR 24705
Fig. B1 to B7 similar ISO/IEC-Test chart 2, olv*/rgb* interpretation
input: rgb–>olv*/rgb* setrgbcolor
output: no change compared to input

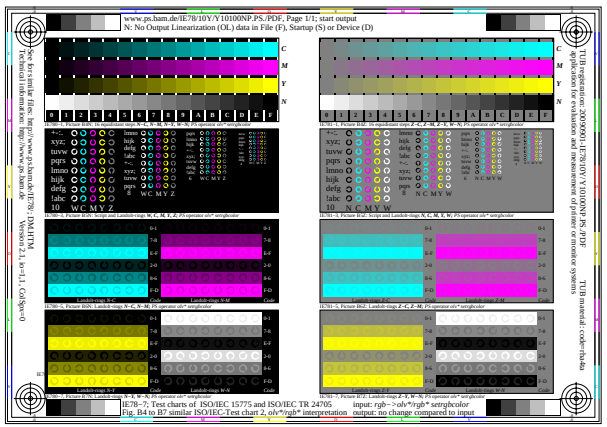
www.ps.ham.de/IE78/10Y/Y10100NP.PS./PDF, Page 1/1; start output
N: No Output Linearization (OL) data in File (F), Startup (S) or Device (D)
IE78–7; Test charts of ISO/IEC 15775 and ISO/IEC TR 24705
Fig. B4 to B7 similar ISO/IEC-Test chart 2, olv*/rgb* interpretation
input: rgb–>olv*/rgb* setrgbcolor
output: no change compared to input

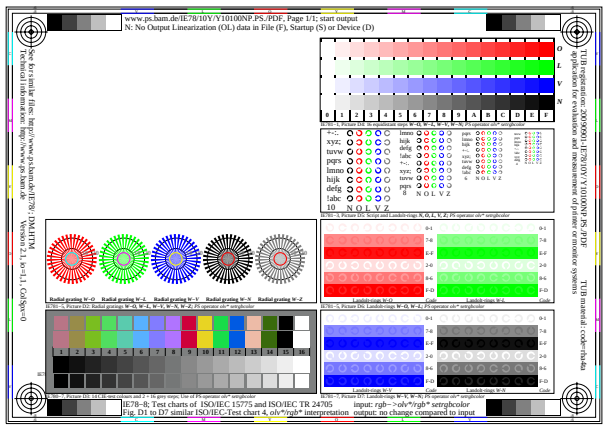
www.ps.ham.de/IE78/10Y/Y10100NP.PS./PDF, Page 1/1; start output
N: No Output Linearization (OL) data in File (F), Startup (S) or Device (D)
IE78–8; Test charts of ISO/IEC 15775 and ISO/IEC TR 24705
Fig. D1 to D7 similar ISO/IEC-Test chart 4, olv*/rgb* interpretation
input: rgb–>olv*/rgb* setrgbcolor
output: no change compared to input

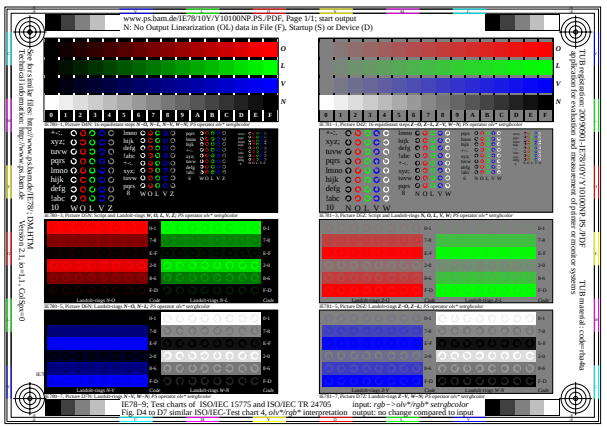
www.ps.ham.de/IE78/10Y/Y10100NP.PS./PDF, Page 1/1; start output
N: No Output Linearization (OL) data in File (F), Startup (S) or Device (D)
IE78–9; Test charts of ISO/IEC 15775 and ISO/IEC TR 24705
Fig. D4 to D7 similar ISO/IEC-Test chart 4, olv*/rgb* interpretation
input: rgb–>olv*/rgb* setrgbcolor
output: no change compared to input


www.ps.ham.de/IE78/10Y/Y10100NP.PS./PDF, Page 1/1; transfer and output
N: No Output Linearization (OL) data in File (F), Startup (S) or Device (D)
See for similar files: http://www.ps.ham.de/IE78/ - DM.HTM
Technical information: http://www.ps.ham.de
Version 2.1, ov=1.1, CoSys=0
TUB registration: 20090901-IE78/10Y/Y10100NP.PS./PDF
application for evaluation and measurement of printer or monitor systems
TUB material: code=0b4da
IE78-1; Test charts of ISO/IEC 15775 and ISO/IEC TR 24705
Fig. B1 to B7 similar ISO/IEC-Test chart 2, olv*/rgb* interpretation
input: rgb-->olv*/rgb* setrgbcolor
output: olv*/rgb*-->cmyn6* setcmyk


www.ps.ham.de/IE78/10Y/Y10100NP.PS./PDF, Page 1/1; transfer and output
N: No Output Linearization (OL) data in File (F), Startup (S) or Device (D)
See for similar files: http://www.ps.ham.de/IE78/ - DM.HTM
Technical information: http://www.ps.ham.de
Version 2.1, ov=1.1, CoSys=0
TUB registration: 20090901-IE78/10Y/Y10100NP.PS./PDF
application for evaluation and measurement of printer or monitor systems
TUB material: code=0b4da
IE78-2; Test charts of ISO/IEC 15775 and ISO/IEC TR 24705
Fig. B4 to B7 similar ISO/IEC-Test chart 2, olv*/rgb* interpretation
input: rgb-->olv*/rgb* setrgbcolor
output: olv*/rgb*-->cmyn6* setcmyk


www.ps.ham.de/IE78/10Y/Y10100NP.PS./PDF, Page 1/1; transfer and output
N: No Output Linearization (OL) data in File (F), Startup (S) or Device (D)
See for similar files: http://www.ps.ham.de/IE78/ - DM.HTM
Technical information: http://www.ps.ham.de
Version 2.1, ov=1.1, CoSys=0
TUB registration: 20090901-IE78/10Y/Y10100NP.PS./PDF
application for evaluation and measurement of printer or monitor systems
TUB material: code=0b4da
IE78-3; Test charts of ISO/IEC 15775 and ISO/IEC TR 24705
Fig. D1 to D7 similar ISO/IEC-Test chart 4, olv*/rgb* interpretation
input: rgb-->olv*/rgb* setrgbcolor
output: olv*/rgb*-->cmyn6* setcmyk


www.ps.ham.de/IE78/10Y/Y10100NP.PS./PDF, Page 1/1; transfer and output
N: No Output Linearization (OL) data in File (F), Startup (S) or Device (D)
See for similar files: http://www.ps.ham.de/IE78/ - DM.HTM
Technical information: http://www.ps.ham.de
Version 2.1, ov=1.1, CoSys=0
TUB registration: 20090901-IE78/10Y/Y10100NP.PS./PDF
application for evaluation and measurement of printer or monitor systems
TUB material: code=0b4da
IE78-4; Test charts of ISO/IEC 15775 and ISO/IEC TR 24705
Fig. D4 to D7 similar ISO/IEC-Test chart 4, olv*/rgb* interpretation
input: rgb-->olv*/rgb* setrgbcolor
output: olv*/rgb*-->cmyn6* setcmyk

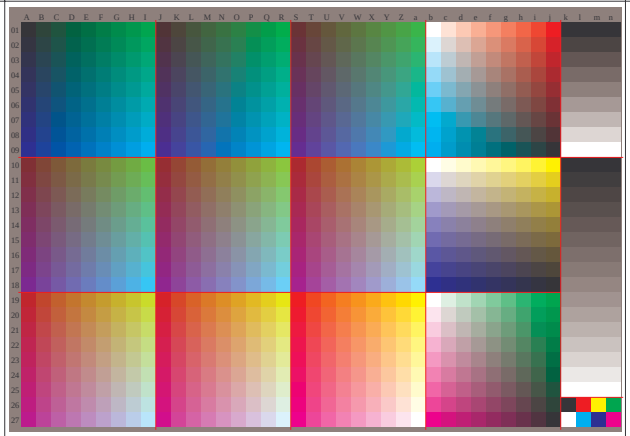


www.ps.ham.de/IE78/10Y/Y10100NP.PS./PDF, Page 1/1; transfer and output
N: No Output Linearization (OL) data in File (F), Startup (S) or Device (D)
See for similar files: http://www.ps.ham.de/IE78/ - DM.HTM
Technical information: http://www.ps.ham.de
Version 2.1, ov=1.1, CoSys=0
TUB registration: 20090901-IE78/10Y/Y10100NP.PS./PDF
application for evaluation and measurement of printer or monitor systems
TUB material: code=0b4da
IE78-6; Test charts of ISO/IEC 15775 and ISO/IEC TR 24705
Fig. B1 to B7 similar ISO/IEC-Test chart 2, olv*/rgb* interpretation
input: rgb-->olv*/rgb* setrgbcolor
output: olv*/rgb*-->cmyn6* setcmyk


www.ps.ham.de/IE78/10Y/Y10100NP.PS./PDF, Page 1/1; transfer and output
N: No Output Linearization (OL) data in File (F), Startup (S) or Device (D)
See for similar files: http://www.ps.ham.de/IE78/ - DM.HTM
Technical information: http://www.ps.ham.de
Version 2.1, ov=1.1, CoSys=0
TUB registration: 20090901-IE78/10Y/Y10100NP.PS./PDF
application for evaluation and measurement of printer or monitor systems
TUB material: code=0b4da
IE78-7; Test charts of ISO/IEC 15775 and ISO/IEC TR 24705
Fig. B4 to B7 similar ISO/IEC-Test chart 2, olv*/rgb* interpretation
input: rgb-->olv*/rgb* setrgbcolor
output: olv*/rgb*-->cmyn6* setcmyk


www.ps.ham.de/IE78/10Y/Y10100NP.PS./PDF, Page 1/1; transfer and output
N: No Output Linearization (OL) data in File (F), Startup (S) or Device (D)
See for similar files: http://www.ps.ham.de/IE78/ - DM.HTM
Technical information: http://www.ps.ham.de
Version 2.1, ov=1.1, CoSys=0
TUB registration: 20090901-IE78/10Y/Y10100NP.PS./PDF
application for evaluation and measurement of printer or monitor systems
TUB material: code=0b4da
IE78-8; Test charts of ISO/IEC 15775 and ISO/IEC TR 24705
Fig. D1 to D7 similar ISO/IEC-Test chart 4, olv*/rgb* interpretation
input: rgb-->olv*/rgb* setrgbcolor
output: olv*/rgb*-->cmyn6* setcmyk


www.ps.ham.de/IE78/10Y/Y10100NP.PS./PDF, Page 1/1; transfer and output
N: No Output Linearization (OL) data in File (F), Startup (S) or Device (D)
See for similar files: http://www.ps.ham.de/IE78/ - DM.HTM
Technical information: http://www.ps.ham.de
Version 2.1, ov=1.1, CoSys=0
TUB registration: 20090901-IE78/10Y/Y10100NP.PS./PDF
application for evaluation and measurement of printer or monitor systems
TUB material: code=0b4da
IE78-9; Test charts of ISO/IEC 15775 and ISO/IEC TR 24705
Fig. D4 to D7 similar ISO/IEC-Test chart 4, olv*/rgb* interpretation
input: rgb-->olv*/rgb* setrgbcolor
output: olv*/rgb*-->cmyn6* setcmyk

www.ps.ham.de/IE78/10Y/Y10100NP.PS./PDF, Page 1/1; transfer and output
N: No Output Linearization (OL) data in File (F), Startup (S) or Device (D); Separation: c n

See for similar files: http://www.ps.ham.de/IE78/ - DM.HTM
Technical information: http://www.ps.ham.de
Version 2.1, ϱ=1.1, GoSyn=0

TUB registration: 20090901-IE78/10Y/Y10100NP.PS./PDF
application for evaluation and measurement of printer or monitor systems

TUB material: code=1ha4a

IE78–1; Test charts of ISO/IEC 15775 and ISO/IEC TR 24705
Fig. B1 to B7 similar ISO/IEC–Test chart 2, *olv*/rgb** interpretation
input: *rgb–>olv*/rgb* setrgbcolor*
output: *olv*/rgb*–>cmyn6* setcmyk*

www.ps.ham.de/IE78/10Y/Y10100NP.PS./PDF, Page 1/1; transfer and output
N: No Output Linearization (OL) data in File (F), Startup (S) or Device (D); Separation: c n

See for similar files: http://www.ps.ham.de/IE78/ - DM.HTM
Technical information: http://www.ps.ham.de
Version 2.1, ϱ=1.1, GoSyn=0

TUB registration: 20090901-IE78/10Y/Y10100NP.PS./PDF
application for evaluation and measurement of printer or monitor systems

TUB material: code=1ha4a

IE78–2; Test charts of ISO/IEC 15775 and ISO/IEC TR 24705
Fig. B4 to B7 similar ISO/IEC–Test chart 2, *olv*/rgb** interpretation
input: *rgb–>olv*/rgb* setrgbcolor*
output: *olv*/rgb*–>cmyn6* setcmyk*

www.ps.ham.de/IE78/10Y/Y10100NP.PS./PDF, Page 1/1; transfer and output
N: No Output Linearization (OL) data in File (F), Startup (S) or Device (D); Separation: c n

See for similar files: http://www.ps.ham.de/IE78/ - DM.HTM
Technical information: http://www.ps.ham.de
Version 2.1, ϱ=1.1, GoSyn=0

TUB registration: 20090901-IE78/10Y/Y10100NP.PS./PDF
application for evaluation and measurement of printer or monitor systems

TUB material: code=1ha4a

IE78–3; Test charts of ISO/IEC 15775 and ISO/IEC TR 24705
Fig. D1 to D7 similar ISO/IEC–Test chart 4, *olv*/rgb** interpretation
input: *rgb–>olv*/rgb* setrgbcolor*
output: *olv*/rgb*–>cmyn6* setcmyk*

www.ps.ham.de/IE78/10Y/Y10100NP.PS./PDF, Page 1/1; transfer and output
N: No Output Linearization (OL) data in File (F), Startup (S) or Device (D); Separation: c n

See for similar files: http://www.ps.ham.de/IE78/ - DM.HTM
Technical information: http://www.ps.ham.de
Version 2.1, ϱ=1.1, GoSyn=0

TUB registration: 20090901-IE78/10Y/Y10100NP.PS./PDF
application for evaluation and measurement of printer or monitor systems

TUB material: code=1ha4a

IE78–4; Test charts of ISO/IEC 15775 and ISO/IEC TR 24705
Fig. D4 to D7 similar ISO/IEC–Test chart 4, *olv*/rgb** interpretation
input: *rgb–>olv*/rgb* setrgbcolor*
output: *olv*/rgb*–>cmyn6* setcmyk*

www.ps.ham.de/IE78/10Y/Y10100NP.PS./PDF, Page 1/1; transfer and output
N: No Output Linearization (OL) data in File (F), Startup (S) or Device (D); Separation: c m n

See for similar files: http://www.ps.ham.de/IE78/ - DM.HTM
Technical information: http://www.ps.ham.de
Version 2.1, ϱ=1.1, GoSyn=0

TUB registration: 20090901-IE78/10Y/Y10100NP.PS./PDF
application for evaluation and measurement of printer or monitor systems

TUB material: code=1ha4a

IE78–6; Test charts of ISO/IEC 15775 and ISO/IEC TR 24705
Fig. B1 to B7 similar ISO/IEC–Test chart 2, *olv*/rgb** interpretation
input: *rgb–>olv*/rgb* setrgbcolor*
output: *olv*/rgb*–>cmyn6* setcmyk*

www.ps.ham.de/IE78/10Y/Y10100NP.PS./PDF, Page 1/1; transfer and output
N: No Output Linearization (OL) data in File (F), Startup (S) or Device (D); Separation: c m n

See for similar files: http://www.ps.ham.de/IE78/ - DM.HTM
Technical information: http://www.ps.ham.de
Version 2.1, ϱ=1.1, GoSyn=0

TUB registration: 20090901-IE78/10Y/Y10100NP.PS./PDF
application for evaluation and measurement of printer or monitor systems

TUB material: code=1ha4a

IE78–7; Test charts of ISO/IEC 15775 and ISO/IEC TR 24705
Fig. B4 to B7 similar ISO/IEC–Test chart 2, *olv*/rgb** interpretation
input: *rgb–>olv*/rgb* setrgbcolor*
output: *olv*/rgb*–>cmyn6* setcmyk*

www.ps.ham.de/IE78/10Y/Y10100NP.PS./PDF, Page 1/1; transfer and output
N: No Output Linearization (OL) data in File (F), Startup (S) or Device (D); Separation: c m n

See for similar files: http://www.ps.ham.de/IE78/ - DM.HTM
Technical information: http://www.ps.ham.de
Version 2.1, ϱ=1.1, GoSyn=0

TUB registration: 20090901-IE78/10Y/Y10100NP.PS./PDF
application for evaluation and measurement of printer or monitor systems

TUB material: code=1ha4a

IE78–8; Test charts of ISO/IEC 15775 and ISO/IEC TR 24705
Fig. D1 to D7 similar ISO/IEC–Test chart 4, *olv*/rgb** interpretation
input: *rgb–>olv*/rgb* setrgbcolor*
output: *olv*/rgb*–>cmyn6* setcmyk*

www.ps.ham.de/IE78/10Y/Y10100NP.PS./PDF, Page 1/1; transfer and output
N: No Output Linearization (OL) data in File (F), Startup (S) or Device (D); Separation: c m n

See for similar files: http://www.ps.ham.de/IE78/ - DM.HTM
Technical information: http://www.ps.ham.de
Version 2.1, ϱ=1.1, GoSyn=0

TUB registration: 20090901-IE78/10Y/Y10100NP.PS./PDF
application for evaluation and measurement of printer or monitor systems

TUB material: code=1ha4a

IE78–9; Test charts of ISO/IEC 15775 and ISO/IEC TR 24705
Fig. D4 to D7 similar ISO/IEC–Test chart 4, *olv*/rgb** interpretation
input: *rgb–>olv*/rgb* setrgbcolor*
output: *olv*/rgb*–>cmyn6* setcmyk*


www.ps.bam.de/IE78/10Y/Y10100NP.PS./PDF, Page 1/1; transfer and output
N: No Output Linearization (OL) data in File (F), Startup (S) or Device (D); Separation: m n
IE78–1; Test charts of ISO/IEC 15775 and ISO/IEC TR 24705 input: rgb–>olv*/rgb* setrgbcolor
Fig. B1 to B7 similar ISO/IEC-Test chart 2, olv*/rgb* interpretation output: olv*/rgb*–>cmyn6* setcmyk

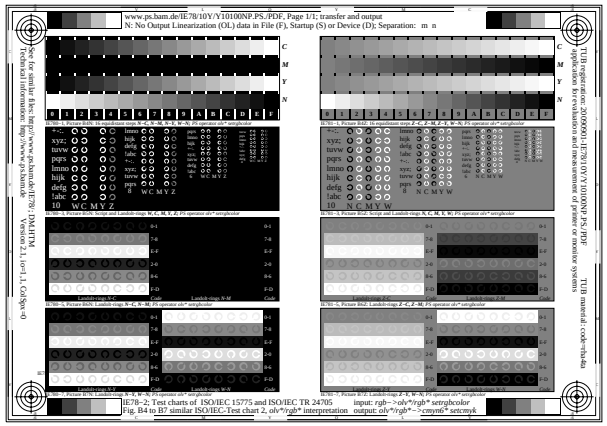
www.ps.bam.de/IE78/10Y/Y10100NP.PS./PDF, Page 1/1; transfer and output
N: No Output Linearization (OL) data in File (F), Startup (S) or Device (D); Separation: m n
IE78–2; Test charts of ISO/IEC 15775 and ISO/IEC TR 24705 input: rgb–>olv*/rgb* setrgbcolor
Fig. B4 to B7 similar ISO/IEC-Test chart 2, olv*/rgb* interpretation output: olv*/rgb*–>cmyn6* setcmyk


www.ps.bam.de/IE78/10Y/Y10100NP.PS./PDF, Page 1/1; transfer and output
N: No Output Linearization (OL) data in File (F), Startup (S) or Device (D); Separation: m n
IE78–3; Test charts of ISO/IEC 15775 and ISO/IEC TR 24705 input: rgb–>olv*/rgb* setrgbcolor
Fig. D1 to D7 similar ISO/IEC-Test chart 4, olv*/rgb* interpretation output: olv*/rgb*–>cmyn6* setcmyk

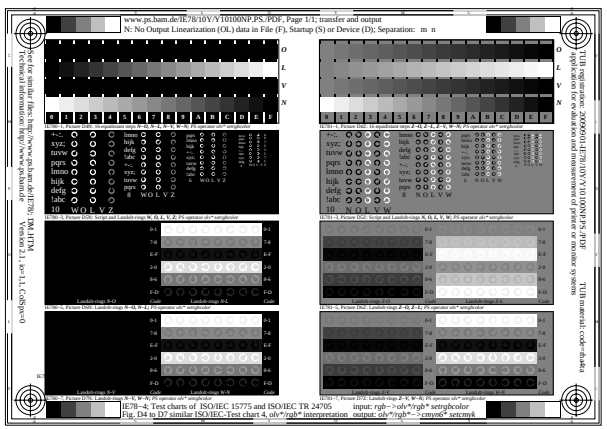
www.ps.bam.de/IE78/10Y/Y10100NP.PS./PDF, Page 1/1; transfer and output
N: No Output Linearization (OL) data in File (F), Startup (S) or Device (D); Separation: m n
IE78–4; Test charts of ISO/IEC 15775 and ISO/IEC TR 24705 input: rgb–>olv*/rgb* setrgbcolor
Fig. D4 to D7 similar ISO/IEC-Test chart 4, olv*/rgb* interpretation output: olv*/rgb*–>cmyn6* setcmyk




www.ps.bam.de/IE78/10Y/Y10100NP.PS./PDF, Page 1/1; transfer and output
N: No Output Linearization (OL) data in File (F), Startup (S) or Device (D); Separation: m n
IE78–6; Test charts of ISO/IEC 15775 and ISO/IEC TR 24705 input: rgb–>olv*/rgb* setrgbcolor
Fig. B1 to B7 similar ISO/IEC-Test chart 2, olv*/rgb* interpretation output: olv*/rgb*–>cmyn6* setcmyk

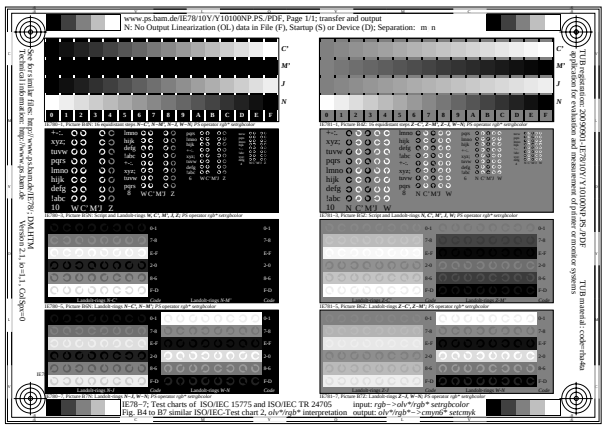
www.ps.bam.de/IE78/10Y/Y10100NP.PS./PDF, Page 1/1; transfer and output
N: No Output Linearization (OL) data in File (F), Startup (S) or Device (D); Separation: m n
IE78–7; Test charts of ISO/IEC 15775 and ISO/IEC TR 24705 input: rgb–>olv*/rgb* setrgbcolor
Fig. B4 to B7 similar ISO/IEC-Test chart 2, olv*/rgb* interpretation output: olv*/rgb*–>cmyn6* setcmyk


www.ps.bam.de/IE78/10Y/Y10100NP.PS./PDF, Page 1/1; transfer and output
N: No Output Linearization (OL) data in File (F), Startup (S) or Device (D); Separation: m n
IE78–8; Test charts of ISO/IEC 15775 and ISO/IEC TR 24705 input: rgb–>olv*/rgb* setrgbcolor
Fig. D1 to D7 similar ISO/IEC-Test chart 4, olv*/rgb* interpretation output: olv*/rgb*–>cmyn6* setcmyk

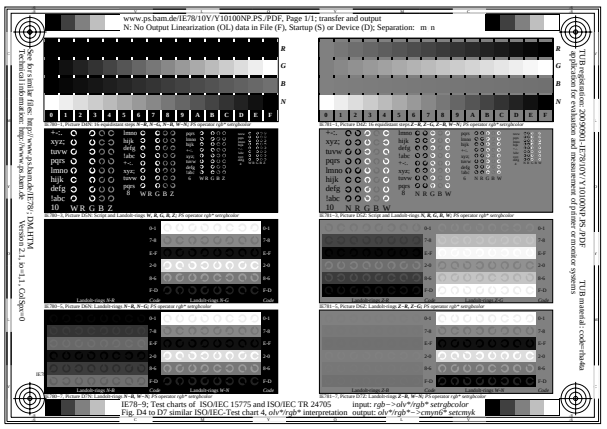
www.ps.bam.de/IE78/10Y/Y10100NP.PS./PDF, Page 1/1; transfer and output
N: No Output Linearization (OL) data in File (F), Startup (S) or Device (D); Separation: m n
IE78–9; Test charts of ISO/IEC 15775 and ISO/IEC TR 24705 input: rgb–>olv*/rgb* setrgbcolor
Fig. D4 to D7 similar ISO/IEC-Test chart 4, olv*/rgb* interpretation output: olv*/rgb*–>cmyn6* setcmyk

www.ps.ham.de/IE78/10Y/Y10100NP.PS./PDF, Page 1/1; transfer and output
N: No Output Linearization (OL) data in File (F), Startup (S) or Device (D); Separation: yn

See for similar files: http://www.ps.ham.de/IE78/ - DM.HTM
Technical information: http://www.ps.ham.de
Version 2.1, ov=1.1, GoSyn=0

TUB registration: 20090901-IE78/10Y/Y10100NP.PS./PDF
application for evaluation and measurement of printer or monitor systems
TUB material: code=0ba4a

IE78/10Y/Y10100NP.PS./PDF

IE78–1; Test charts of ISO/IEC 15775 and ISO/IEC TR 24705 input: *rgb*->olv*/rgb* setrgbcolor
Fig. B1 to B7 similar ISO/IEC-Test chart 2, *olv*/rgb** interpretation output: *olv*/rgb*->cmyn6* setcmyk

www.ps.ham.de/IE78/10Y/Y10100NP.PS./PDF, Page 1/1; transfer and output
N: No Output Linearization (OL) data in File (F), Startup (S) or Device (D); Separation: yn

IE78–2; Test charts of ISO/IEC 15775 and ISO/IEC TR 24705 input: *rgb*->olv*/rgb* setrgbcolor
Fig. B4 to B7 similar ISO/IEC-Test chart 2, *olv*/rgb** interpretation output: *olv*/rgb*->cmyn6* setcmyk

www.ps.ham.de/IE78/10Y/Y10100NP.PS./PDF, Page 1/1; transfer and output
N: No Output Linearization (OL) data in File (F), Startup (S) or Device (D); Separation: yn

IE78–3; Test charts of ISO/IEC 15775 and ISO/IEC TR 24705 input: *rgb*->olv*/rgb* setrgbcolor
Fig. D1 to D7 similar ISO/IEC-Test chart 4, *olv*/rgb** interpretation output: *olv*/rgb*->cmyn6* setcmyk

www.ps.ham.de/IE78/10Y/Y10100NP.PS./PDF, Page 1/1; transfer and output
N: No Output Linearization (OL) data in File (F), Startup (S) or Device (D); Separation: yn

IE78–4; Test charts of ISO/IEC 15775 and ISO/IEC TR 24705 input: *rgb*->olv*/rgb* setrgbcolor
Fig. D4 to D7 similar ISO/IEC-Test chart 4, *olv*/rgb** interpretation output: *olv*/rgb*->cmyn6* setcmyk

www.ps.ham.de/IE78/10Y/Y10100NP.PS./PDF, Page 1/1; transfer and output
N: No Output Linearization (OL) data in File (F), Startup (S) or Device (D); Separation: yn

IE78–6; Test charts of ISO/IEC 15775 and ISO/IEC TR 24705 input: *rgb*->olv*/rgb* setrgbcolor
Fig. B1 to B7 similar ISO/IEC-Test chart 2, *olv*/rgb** interpretation output: *olv*/rgb*->cmyn6* setcmyk

www.ps.ham.de/IE78/10Y/Y10100NP.PS./PDF, Page 1/1; transfer and output
N: No Output Linearization (OL) data in File (F), Startup (S) or Device (D); Separation: yn

IE78–7; Test charts of ISO/IEC 15775 and ISO/IEC TR 24705 input: *rgb*->olv*/rgb* setrgbcolor
Fig. B4 to D7 similar ISO/IEC-Test chart 2, *olv*/rgb** interpretation output: *olv*/rgb*->cmyn6* setcmyk

www.ps.ham.de/IE78/10Y/Y10100NP.PS./PDF, Page 1/1; transfer and output
N: No Output Linearization (OL) data in File (F), Startup (S) or Device (D); Separation: yn

IE78–8; Test charts of ISO/IEC 15775 and ISO/IEC TR 24705 input: *rgb*->olv*/rgb* setrgbcolor
Fig. D1 to D7 similar ISO/IEC-Test chart 4, *olv*/rgb** interpretation output: *olv*/rgb*->cmyn6* setcmyk

www.ps.ham.de/IE78/10Y/Y10100NP.PS./PDF, Page 1/1; transfer and output
N: No Output Linearization (OL) data in File (F), Startup (S) or Device (D); Separation: yn

IE78–9; Test charts of ISO/IEC 15775 and ISO/IEC TR 24705 input: *rgb*->olv*/rgb* setrgbcolor
Fig. D4 to D7 similar ISO/IEC-Test chart 4, *olv*/rgb** interpretation output: *olv*/rgb*->cmyn6* setcmyk