http://130.149.60.45/~farbmetrik/JE71/JE71Y0NP.PS,/PDF, Page 1/6; ORS20_95; L*=20_95; start output
N: No Output Linearization (OL) data in File (F), Startup (S) or Device (D)



JE71−1; Test charts of ISO/IEC 15775 and ISO/IEC TR 24705 input: *rgb*~>olv*/rgb* setrgbcolor
Fig. B1 to B7 similar ISO/IEC-Test chart 2, *olv*/rgb** interpretation output: no change compared to input

http://130.149.60.45/~farbmetrik/JE71/JE71Y0NP.PS,/PDF, Page 1/6; ORS20_95; L*=20_95; start output
N: No Output Linearization (OL) data in File (F), Startup (S) or Device (D)



JE71−2; Test charts of ISO/IEC 15775 and ISO/IEC TR 24705 input: *rgb*~>olv*/rgb* setrgbcolor
Fig. B4 to B7 similar ISO/IEC-Test chart 2, *olv*/rgb** interpretation output: no change compared to input

http://130.149.60.45/~farbmetrik/JE71/JE71Y0NP.PS,/PDF, Page 1/6; ORS20_95; L*=20_95; start output
N: No Output Linearization (OL) data in File (F), Startup (S) or Device (D)

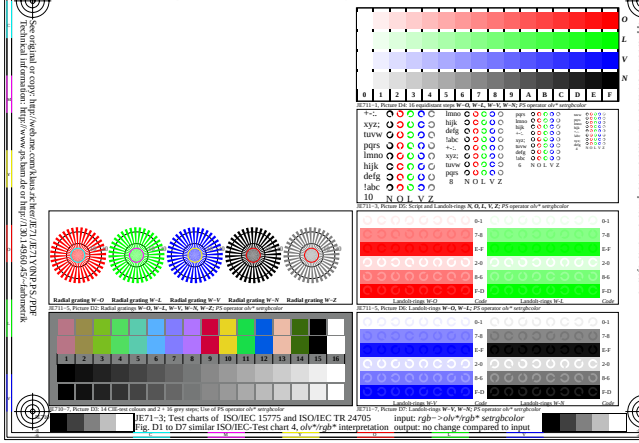

JE71−3; Test charts of ISO/IEC 15775 and ISO/IEC TR 24705 input: *rgb*~>olv*/rgb* setrgbcolor
Fig. D1 to D7 similar ISO/IEC-Test chart 4, *olv*/rgb** interpretation output: no change compared to input

http://130.149.60.45/~farbmetrik/JE71/JE71Y0NP.PS,/PDF, Page 1/6; ORS20_95; L*=20_95; start output
N: No Output Linearization (OL) data in File (F), Startup (S) or Device (D)

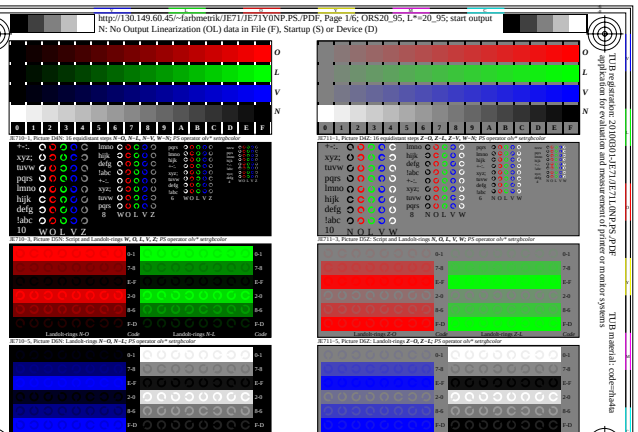

JE71−4; Test charts of ISO/IEC 15775 and ISO/IEC TR 24705 input: *rgb*~>olv*/rgb* setrgbcolor
Fig. D4 to D7 similar ISO/IEC-Test chart 4, *olv*/rgb** interpretation output: no change compared to input

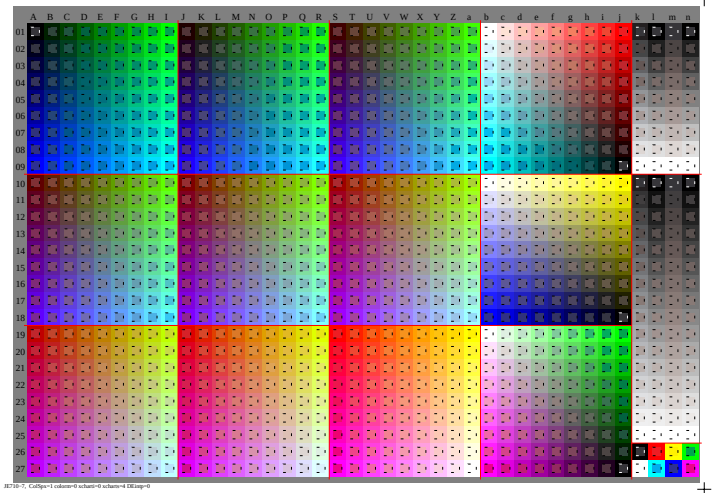

JE710−7, *CsHps=1 colsm=0 ocsm=0 scsm=4 DEtop=0

http://130.149.60.45/~farbmetrik/JE71/JE71Y0NP.PS,/PDF, Page 1/6; ORS20_95; L*=20_95; start output
N: No Output Linearization (OL) data in File (F), Startup (S) or Device (D)

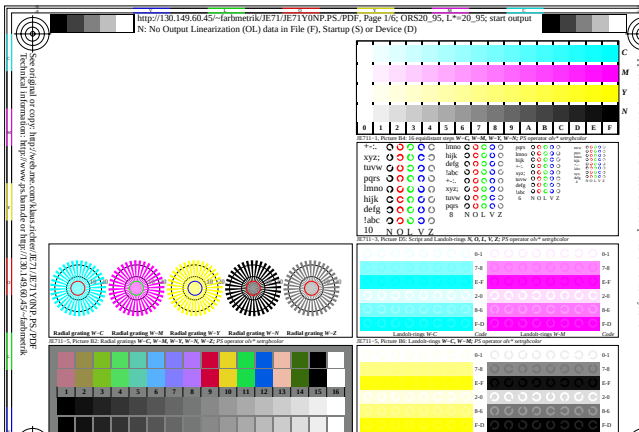

JE71−6; Test charts of ISO/IEC 15775 and ISO/IEC TR 24705 input: *rgb*~>olv*/rgb* setrgbcolor
Fig. B1 to B7 similar ISO/IEC-Test chart 2, *olv*/rgb** interpretation output: no change compared to input

http://130.149.60.45/~farbmetrik/JE71/JE71Y0NP.PS,/PDF, Page 1/6; ORS20_95; L*=20_95; start output
N: No Output Linearization (OL) data in File (F), Startup (S) or Device (D)



JE71−7; Test charts of ISO/IEC 15775 and ISO/IEC TR 24705 input: *rgb*~>olv*/rgb* setrgbcolor
Fig. B4 to B7 similar ISO/IEC-Test chart 2, *olv*/rgb** interpretation output: no change compared to input

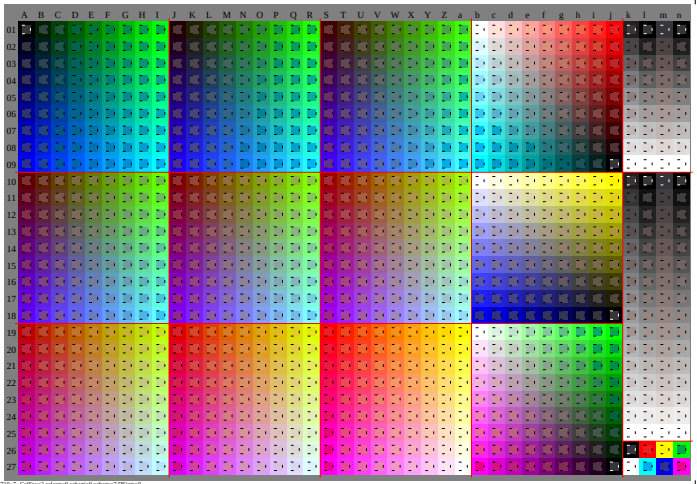

JE710−7, *CsHps=2 colsm=0 ocsm=0 scsm=7 DEtop=0

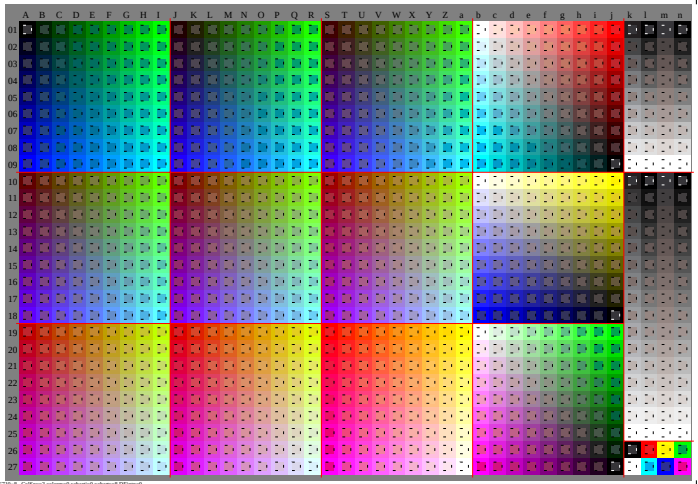

JE710−8, *CsHps=3 colsm=0 ocsm=0 scsm=8 DEtop=0

See original of copy: http://www.mac.com/klaus.scheer/JE71/JE71Y0NP.PS,/PDF
Technical information: http://www.gfsi.com/ or http://130.149.60.45/~farbmetrik/
TUB application for evaluation and measurement of printer or monitor systems
TUB-guideline: 20/08/00/1.JE71/JE71L0NP.PS,/PDF
TUB material: code=tlb4ap