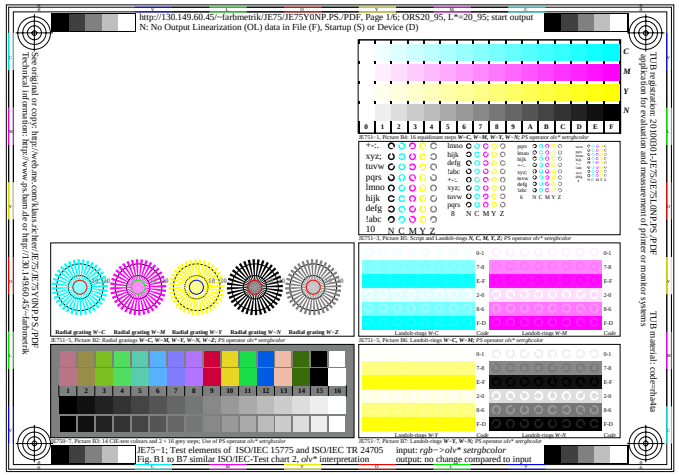

JE75–1; Test elements of ISO/IEC 15775 and ISO/IEC TR 24705 input: *rgb~>olv* setrgbcolor*
Fig. B1 to B7 similar ISO/IEC-Test chart 2, *olv** interpretation output: no change compared to input



JE75–2; Test elements of ISO/IEC 15775 and ISO/IEC TR 24705 input: *rgb~>olv* setrgbcolor*
Fig. B4 to B7 similar ISO/IEC-Test chart 2, *olv** interpretation output: no change compared to input

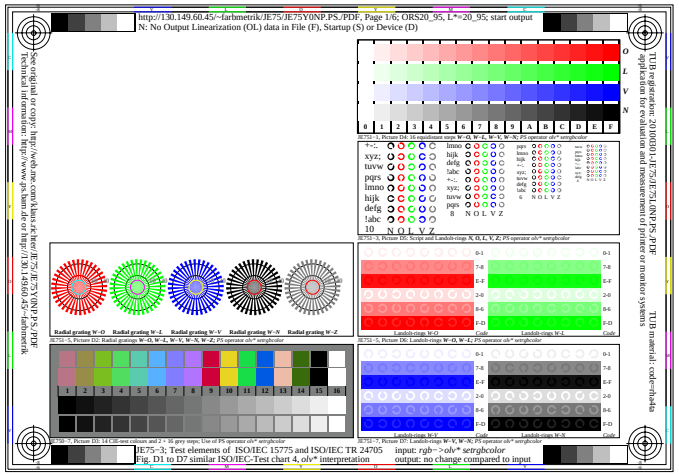

JE75–3; Test elements of ISO/IEC 15775 and ISO/IEC TR 24705 input: *rgb~>olv* setrgbcolor*
Fig. D1 to D7 similar ISO/IEC-Test chart 4, *olv** interpretation output: no change compared to input

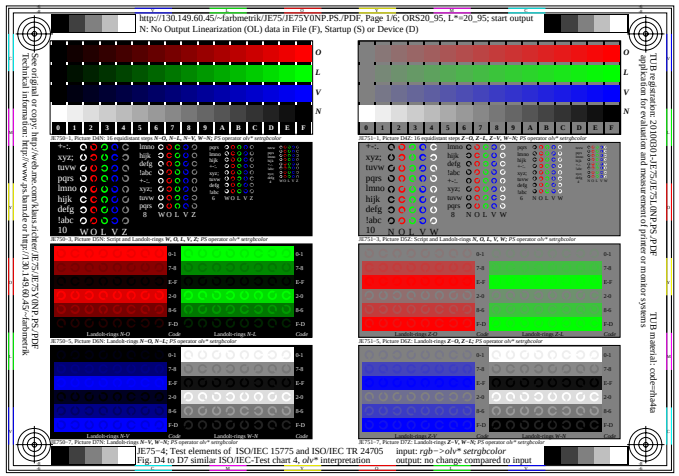

JE75–4; Test elements of ISO/IEC 15775 and ISO/IEC TR 24705 input: *rgb~>olv* setrgbcolor*
Fig. D4 to D7 similar ISO/IEC-Test chart 4, *olv** interpretation output: no change compared to input

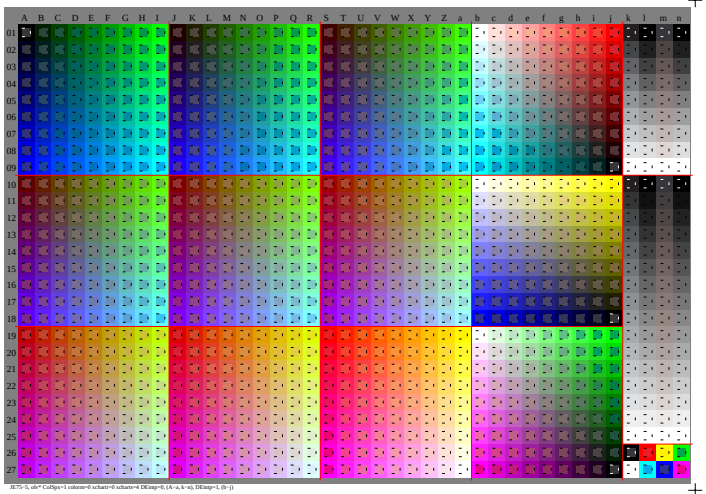

JE75–5, olv* CaSpx=1 colorm=0 xchart=0 schartw=4 DEtarg=6, (A – a, k – n), DEtarg=1, (b – j)

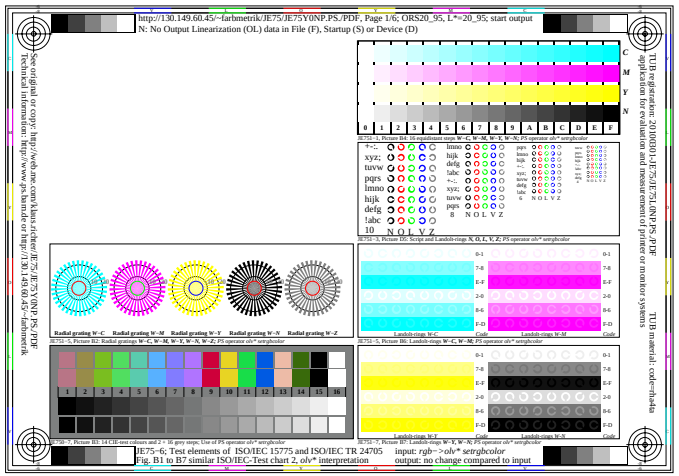

JE75–6; Test elements of ISO/IEC 15775 and ISO/IEC TR 24705 input: *rgb~>olv* setrgbcolor*
Fig. B1 to B7 similar ISO/IEC-Test chart 2, *olv** interpretation output: no change compared to input



JE75–7; Test elements of ISO/IEC 15775 and ISO/IEC TR 24705 input: *rgb~>olv* setrgbcolor*
Fig. B4 to B7 similar ISO/IEC-Test chart 2, *olv** interpretation output: no change compared to input

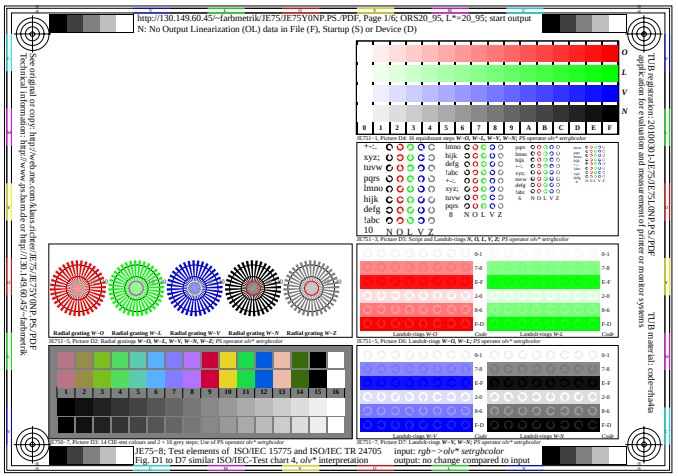

JE75–8; Test elements of ISO/IEC 15775 and ISO/IEC TR 24705 input: *rgb~>olv* setrgbcolor*
Fig. D1 to D7 similar ISO/IEC-Test chart 4, *olv** interpretation output: no change compared to input

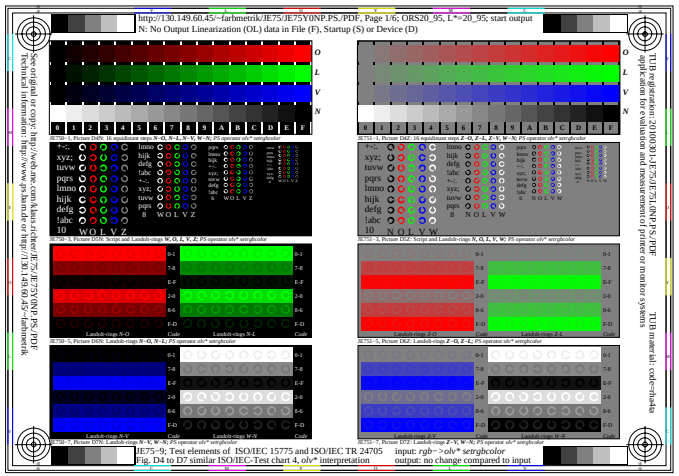

JE75–9; Test elements of ISO/IEC 15775 and ISO/IEC TR 24705 input: *rgb~>olv* setrgbcolor*
Fig. D4 to D7 similar ISO/IEC-Test chart 4, *olv** interpretation output: no change compared to input