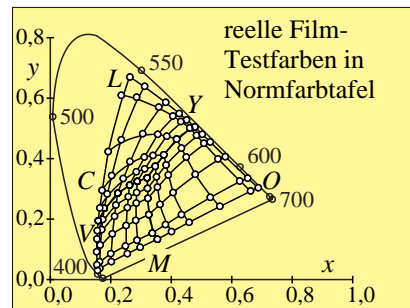
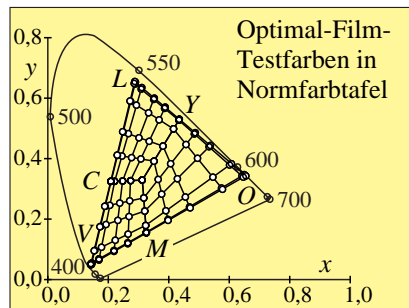
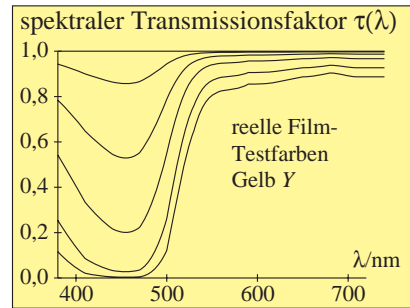
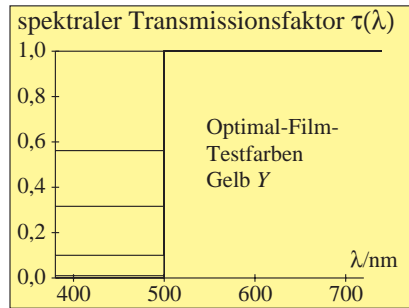
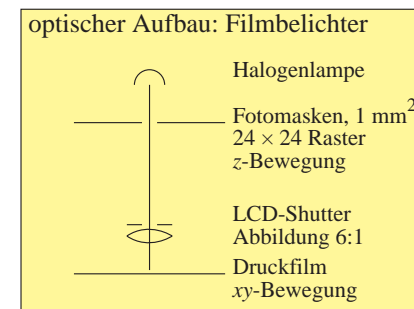
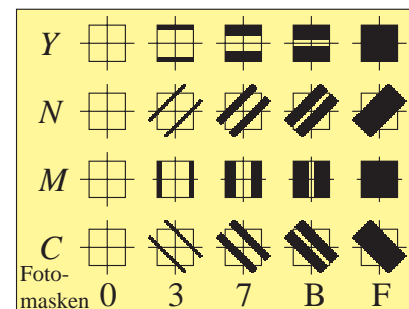
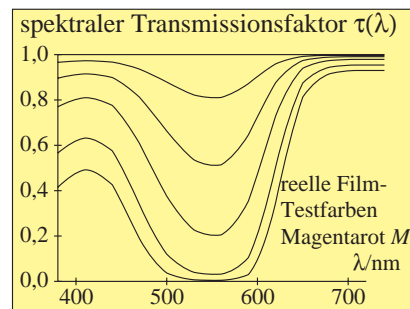
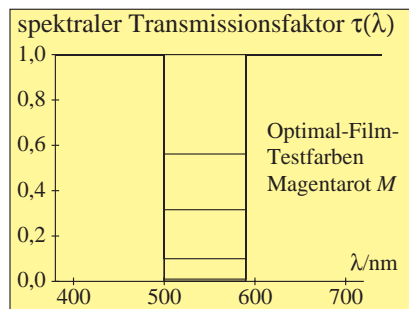
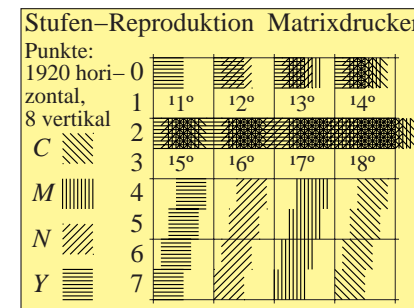
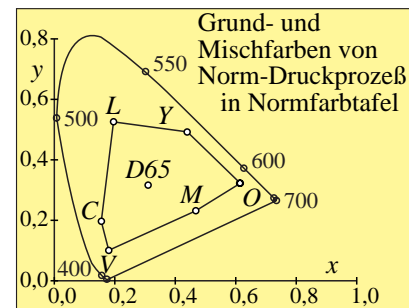
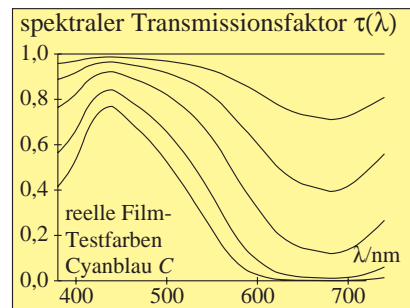
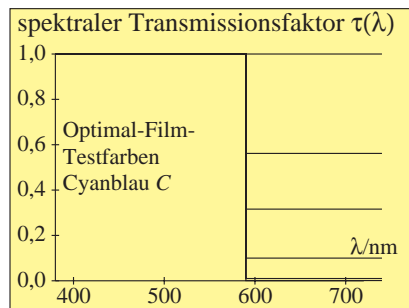


Siehe Original/Kopie: <http://web.me.com/klaus.richter/MG26/MG26L0NA.TXT> /PS
 Technische Information: <http://www.ps.bam.de> oder <http://130.149.60.45/~farbmetrik>



PostScript-Programmierung eines Layouts mit CIELAB-Farben

Programmierung → Farbbildspeicher → Farbdruckerausgabe
 in PostScript Level 2 Drucker/Rechner Farbmonitorausgabe

PSL2-Programm mit CIELAB-Daten für drei Farbflächen:
 Mittelgrau und zwei gleichhelle verschieden bunte Rot

Grau: $L^* = 50, a^* = 0, b^* = 0$
 Rot 1: $L^* = 50, a^* = 20, b^* = 0$
 Rot 2: $L^* = 50, a^* = 40, b^* = 0$

Rot 1: $L^* = 50$ $a^* = 20$ $b^* = 0$	Rot 2: $L^* = 50$ $a^* = 40$ $b^* = 0$
Grau: $L^* = 50, a^* = 0, b^* = 0$	
weißes Papier	

MG261-7, B8_01

TUB-Registrierung: 20101101-MG26/MG26L0NA.TXT /PS
 Anwendung für Messung von Drucker- oder Monitorsystemen
 TUB-Material: Code=rh4ta