http://farbe.li.tu-berlin.de/MI57/MI57L0NA.TXT /.PS; inizio dell'output
N: nessuna linearizzazione 3D (OL) nel file (F) o PS-startup (S), pagine 1/2

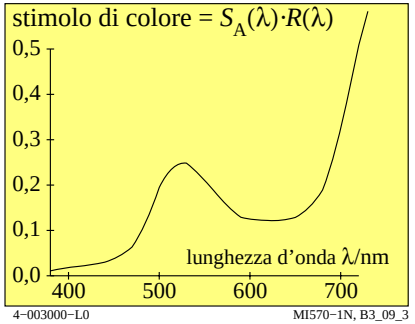

4–003000–L0 MI570–1N, B3_09_3

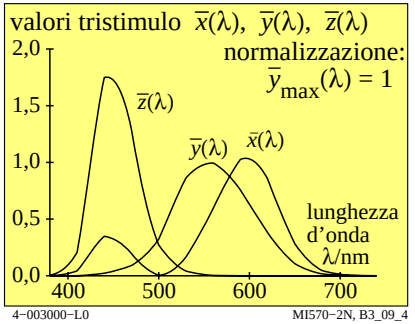

4–003000–L0 MI570–2N, B3_09_4

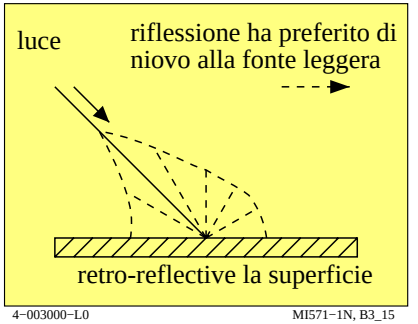

4–003000–L0 MI571–1N, B3_15

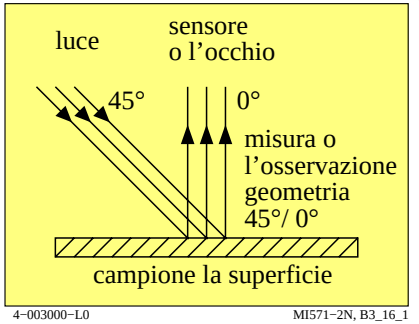

4–003000–L0 MI571–2N, B3_16_1

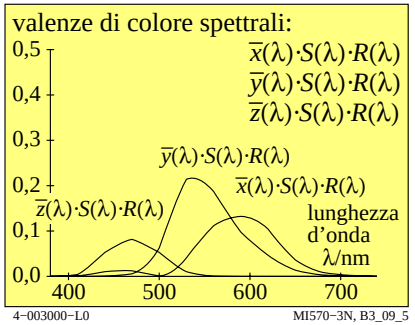

4–003000–L0 MI570–3N, B3_09_5

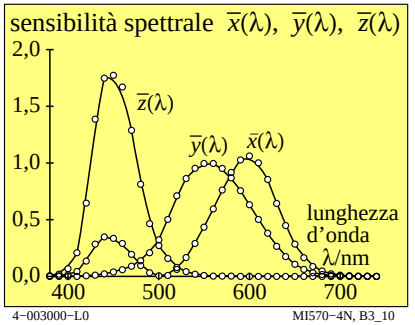

4–003000–L0 MI570–4N, B3_10

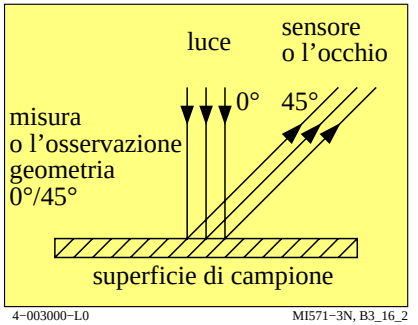

4–003000–L0 MI571–3N, B3_16_2

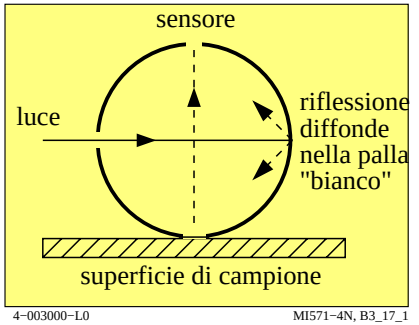

4–003000–L0 MI571–4N, B3_17_1

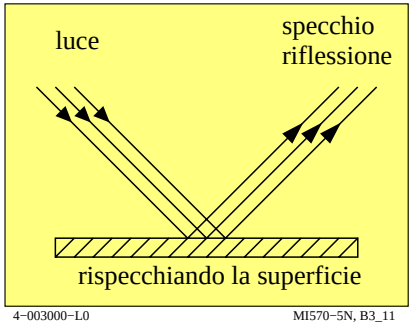

4–003000–L0 MI570–5N, B3_11

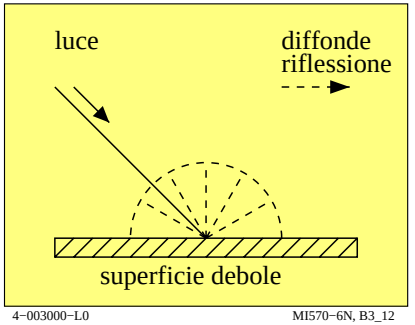

4–003000–L0 MI570–6N, B3_12

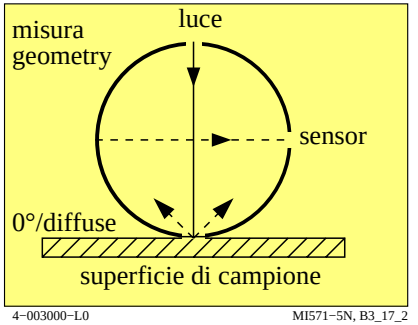

4–003000–L0 MI571–5N, B3_17_2

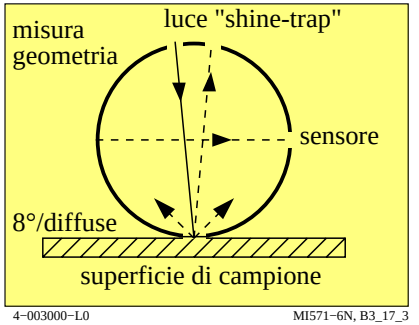

4–003000–L0 MI571–6N, B3_17_3

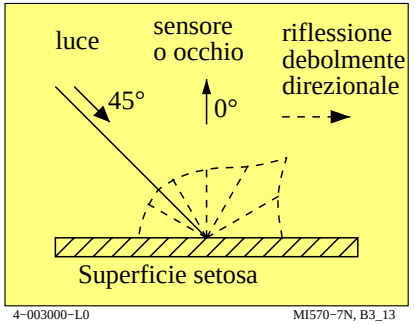

4–003000–L0 MI570–7N, B3_13

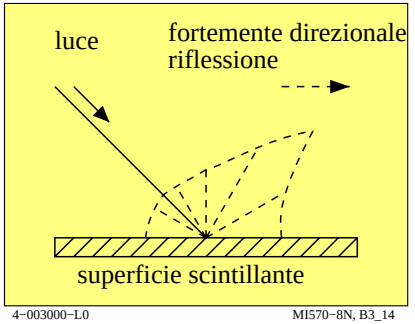

4–003000–L0 MI570–8N, B3_14

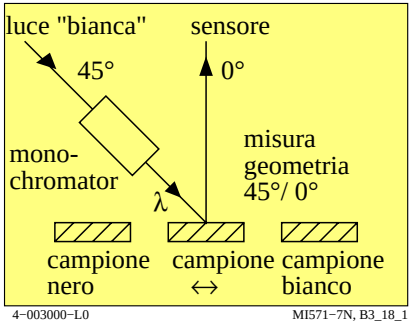

4–003000–L0 MI571–7N, B3_18_1

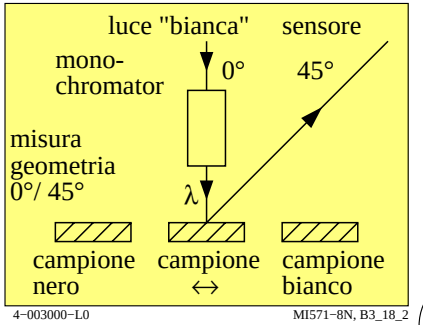

4–003000–L0 MI571–8N, B3_18_2

vedi file simili: http://farbe.li.tu-berlin.de/MI57/MI57.HTM
http://130.149.60.45/~farbmetrik o http://farbe.li.tu-berlin.de

iscrizione TUB: 20190801-MI57/MI57L0NA.TXT /.PS
Applicatione per la misura dell'output su display

TUB materiale: code=rha4ta

Grafico TUB-MI57; Grafica computerizzata e colorimetria
Serie di immagini MI57, 3D=0, de=0

Input: *rgb/cmyk –> rgb/cmyk*
Output: nessun cambiamento

http://farbe.li.tu-berlin.de/MI57/MI57L0NA.TXT /.PS; Output di trasferimento
N: nessuna linearizzazione 3D (OL) nel file (F) o PS-startup (S), pagine 2/2

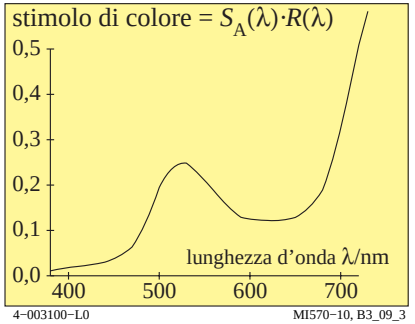

4−003100−L0 MI570−10, B3_09_3

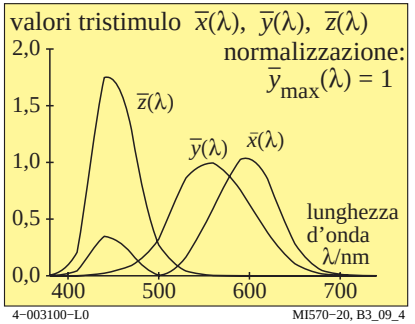

4−003100−L0 MI570−20, B3_09_4

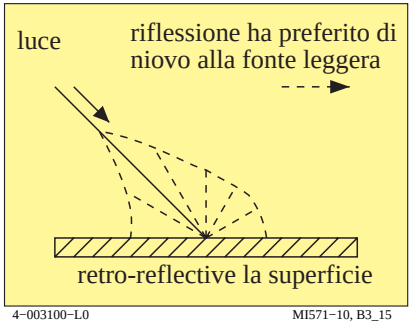

4−003100−L0 MI571−10, B3_15

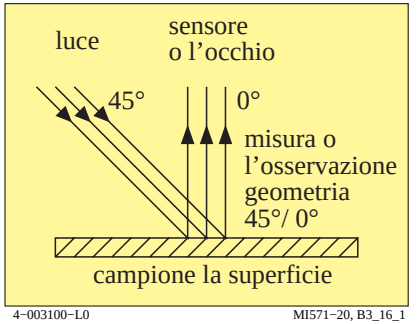

4−003100−L0 MI571−20, B3_16_1

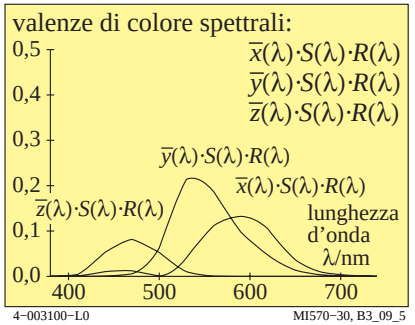

4−003100−L0 MI570−30, B3_09_5

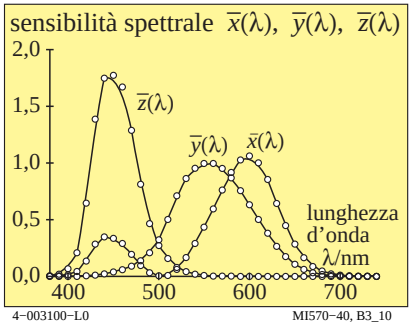

4−003100−L0 MI570−40, B3_10

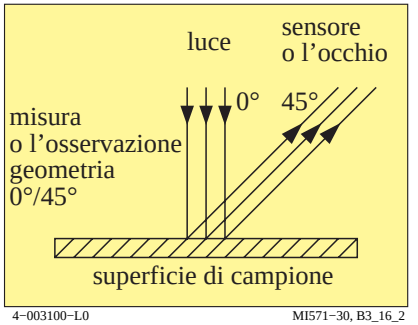

4−003100−L0 MI571−30, B3_16_2

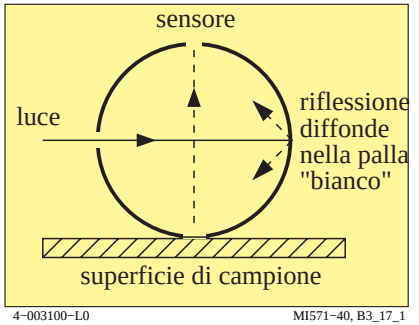

4−003100−L0 MI571−40, B3_17_1

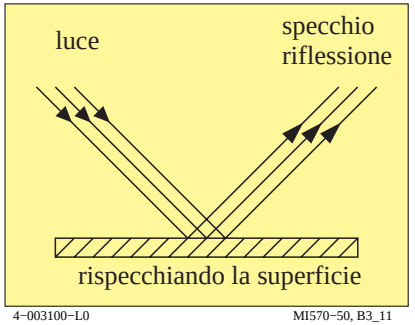

4−003100−L0 MI570−50, B3_11

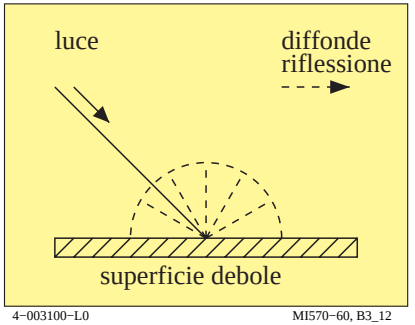

4−003100−L0 MI570−60, B3_12

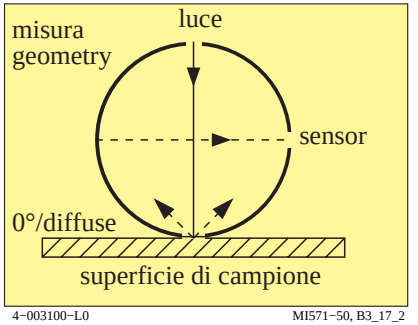

4−003100−L0 MI571−50, B3_17_2

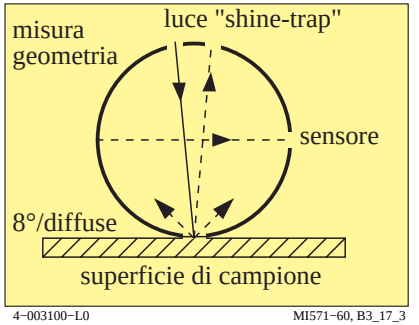

4−003100−L0 MI571−60, B3_17_3

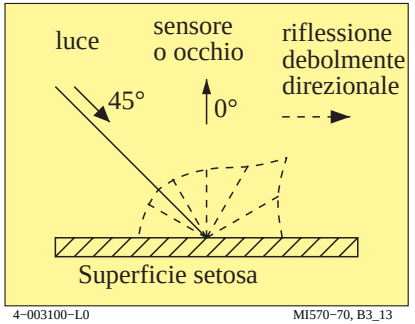

4−003100−L0 MI570−70, B3_13

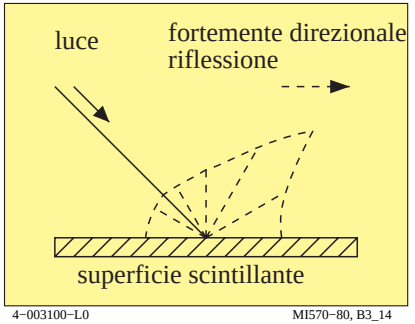

4−003100−L0 MI570−80, B3_14

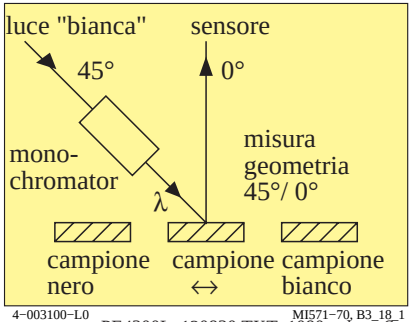

4−003100−L0 MI571−70, B3_18_1

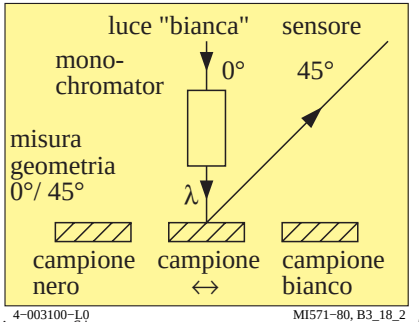

4−003100−L0 MI571−80, B3_18_2

vedi file simili: http://farbe.li.tu-berlin.de/MI57/MI57.HTM
http://130.149.60.45/~farbmetrik o http://farbe.li.tu-berlin.de

iscrizione TUB: 20190801-MI57/MI57L0NA.TXT /.PS
Applicatione per la misura dell'output su display, nessuna separazione
TUB materiale: code=rha4ta

Grafico TUB-MI57; Grafica computerizzata e colorimetria
Serie di immagini MI57, 3D=0, de=0, *L−cmyn6*

PE4300L_120830.TXT, 1080 colors, Separation cmyn6*
Input: *rgb/cmyk −> rgb*$_d$
Output: trasferire a *rgb*$_d$

http://farbe.li.tu-berlin.de/MI57/MI57L0NA.TXT /.PS; inizio dell'output
N: nessuna linearizzazione 3D (OL) nel file (F) o PS-startup (S), pagine 1/2

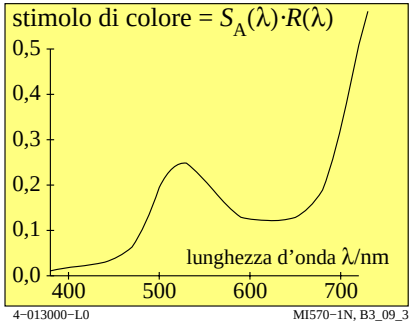

4–013000–L0 MI570–1N, B3_09_3

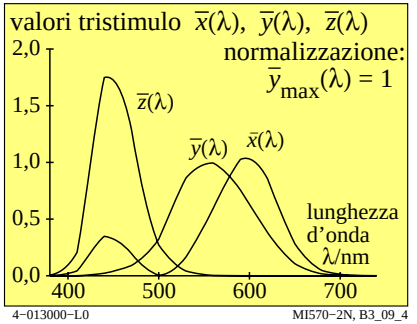

4–013000–L0 MI570–2N, B3_09_4

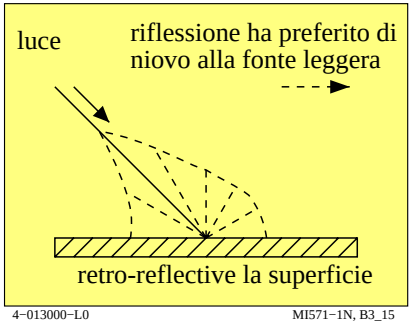

4–013000–L0 MI571–1N, B3_15

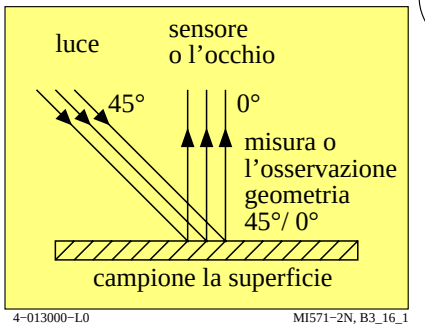

4–013000–L0 MI571–2N, B3_16_1

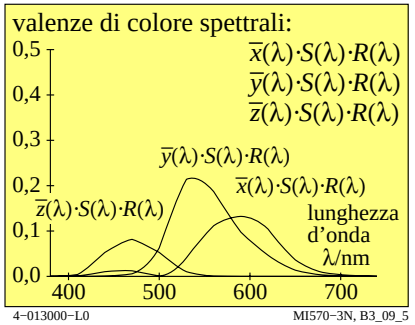

4–013000–L0 MI570–3N, B3_09_5

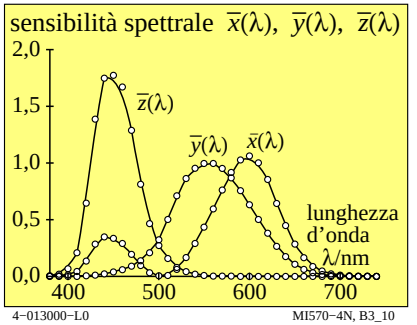

4–013000–L0 MI570–4N, B3_10

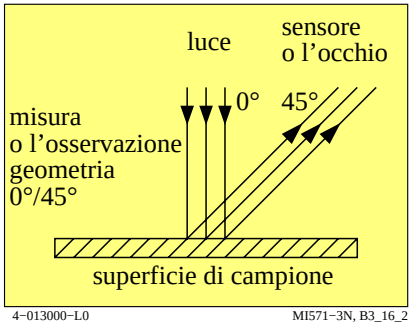

4–013000–L0 MI571–3N, B3_16_2

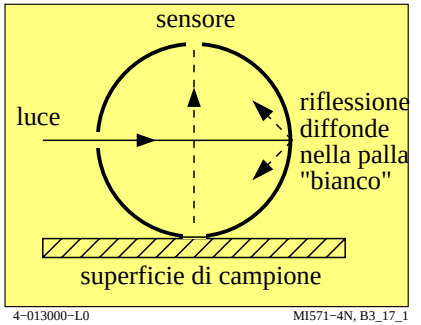

4–013000–L0 MI571–4N, B3_17_1

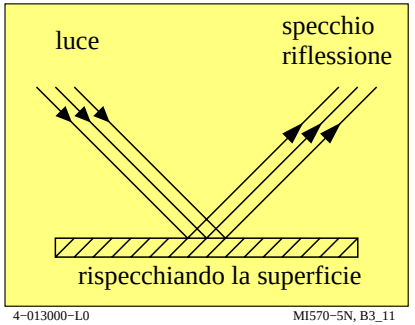

4–013000–L0 MI570–5N, B3_11

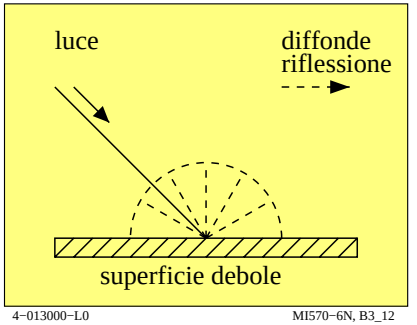

4–013000–L0 MI570–6N, B3_12

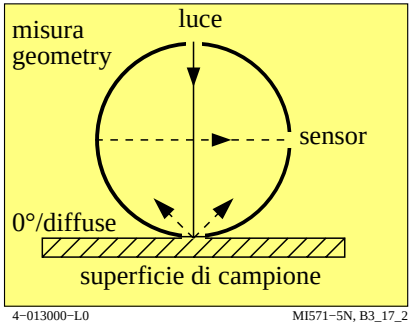

4–013000–L0 MI571–5N, B3_17_2

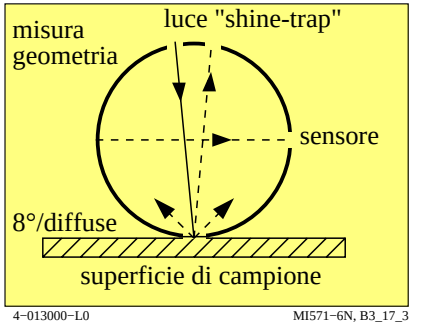

4–013000–L0 MI571–6N, B3_17_3

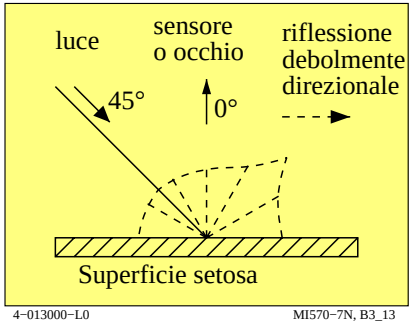

4–013000–L0 MI570–7N, B3_13

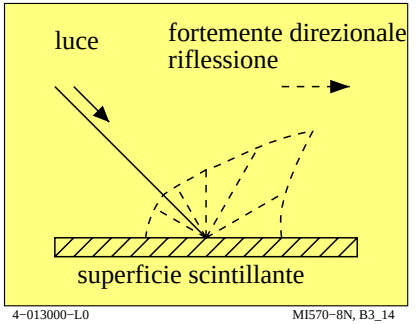

4–013000–L0 MI570–8N, B3_14

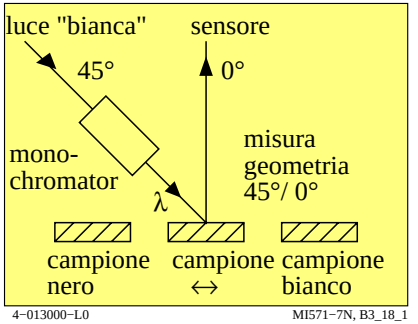

4–013000–L0 MI571–7N, B3_18_1

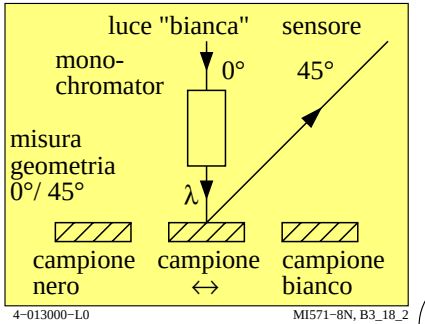

4–013000–L0 MI571–8N, B3_18_2

vedi file simili: http://farbe.li.tu-berlin.de/MI57/MI57.HTM
http://130.149.60.45/~farbmetrik o http://farbe.li.tu-berlin.de

iscrizione TUB: 20190801-MI57/MI57L0NA.TXT /.PS
Applicatione per la misura dell'output su display

TUB materiale: code=rha4ta

Grafico TUB-MI57; Grafica computerizzata e colorimetria
Serie di immagini MI57, 3D=0, de=1

Input: *rgb/cmyk –> rgb/cmyk*
Output: nessun cambiamento

http://farbe.li.tu-berlin.de/MI57/MI57L0NA.TXT /.PS; Output di trasferimento
N: nessuna linearizzazione 3D (OL) nel file (F) o PS-startup (S), pagine 2/2

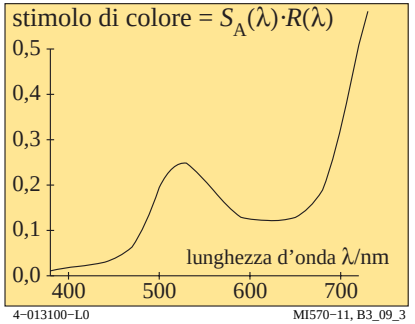

4–013100–L0 MI570–11, B3_09_3

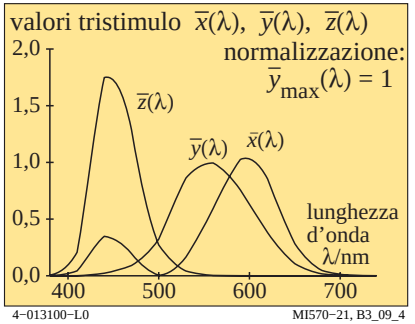

4–013100–L0 MI570–21, B3_09_4

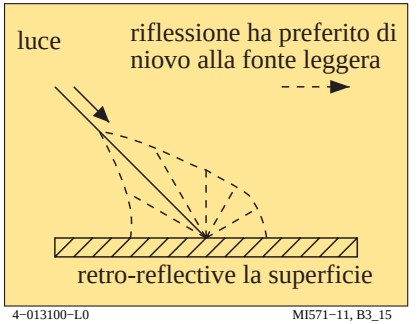

4–013100–L0 MI571–11, B3_15

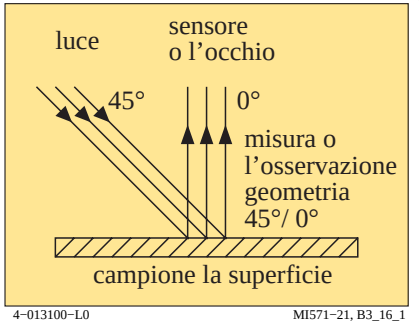

4–013100–L0 MI571–21, B3_16_1

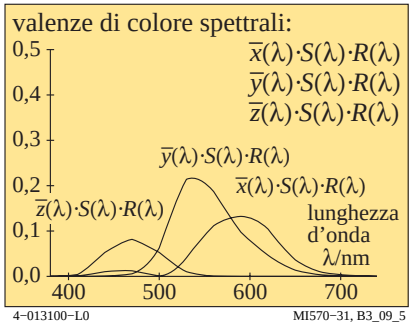

4–013100–L0 MI570–31, B3_09_5

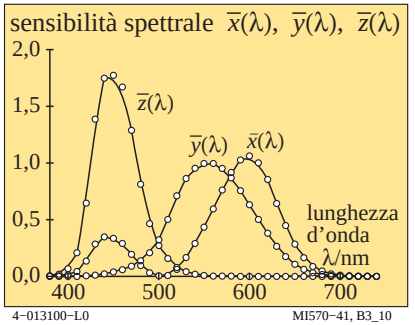

4–013100–L0 MI570–41, B3_10

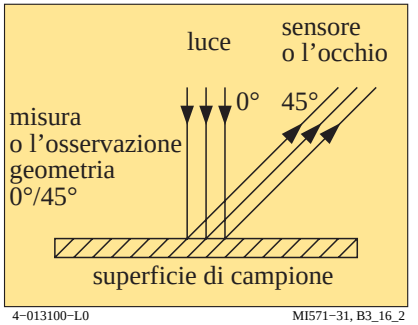

4–013100–L0 MI571–31, B3_16_2

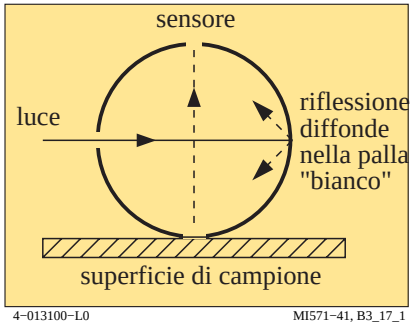

4–013100–L0 MI571–41, B3_17_1

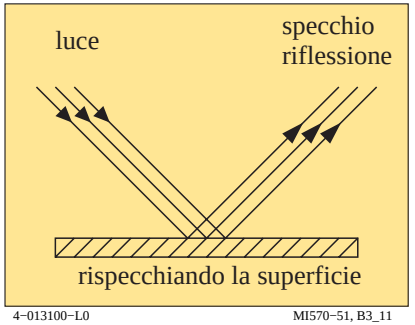

4–013100–L0 MI570–51, B3_11

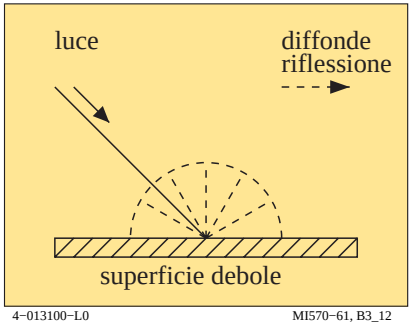

4–013100–L0 MI570–61, B3_12

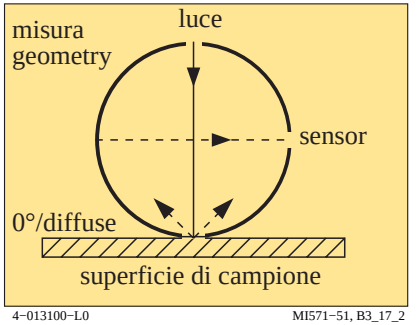

4–013100–L0 MI571–51, B3_17_2

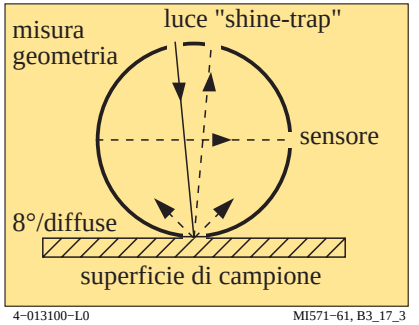

4–013100–L0 MI571–61, B3_17_3

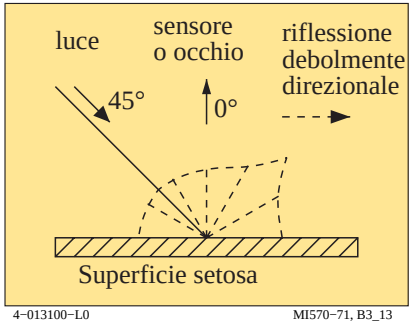

4–013100–L0 MI570–71, B3_13

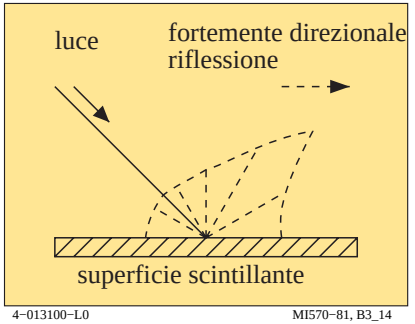

4–013100–L0 MI570–81, B3_14

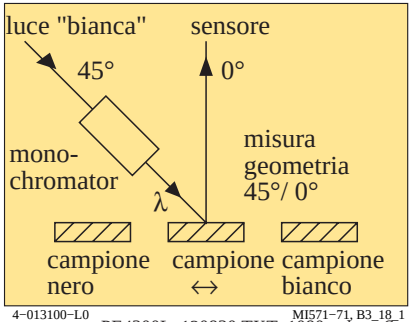

4–013100–L0 MI571–71, B3_18_1

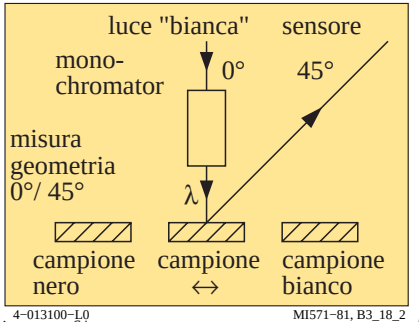

4–013100–L0 MI571–81, B3_18_2

vedi file simili: http://farbe.li.tu-berlin.de/MI57/MI57.HTM
http://130.149.60.45/~farbmetrik o http://farbe.li.tu-berlin.de

iscrizione TUB: 20190801-MI57/MI57L0NA.TXT /.PS
Applicatione per la misura dell'output su display, nessuna separazione
TUB materiale: code=rha4ta

Grafico TUB-MI57; Grafica computerizzata e colorimetria
Serie di immagini MI57, 3D=0, de=1, *L–cmyn6*

PE4300L_120830.TXT, 1080 colors, Separation cmyn6*
Input: *rgb/cmyk –> rgb*$_e$
Output: trasferire a *rgb*$_e$