http://130.149.60.45/~farbmetrik/MN47/MN47L0FA.TXT /.PS; start output
F: 3D-linearisering MN47/MN47LJ30FA.DAT i fil (F), side 1/2

raster
24 × 24

0

5−103030−L0 MN470−1N, BTe01

rosett
10 grads
radius
1,8 cm

5−103030−L0 MN470−2N, BTe02

F E D C B A 9 8 7 6 5 4 3 2 1 0

<</HalftoneType 3 /Width 24 /Height 24 /Thresholds
% in middle 7 × 5 "10", 13 × 5 "20", 24 × 5 "30", etc.
>> sethalftone %<<, >> see PSL2−hand book, page 361

5−103030−L0 MN471−1N, BTe07

17 CIE-testfarger

nr. 15 16 17
11 12 13 14
6 7 8 9 10
1 2 3 4 5

5−103030−L0 MN471−2N, BTe08

F E D C B A 9 8 7 6 5 4 3 2 1 0

{} settransfer
12 45 {pop} setscreen
12 linjer / tomme

5−103030−L0 MN470−3N, BTe03

72 300 div 20 mul dup scale
1 8 t 1 O 1 13 t 10 O 2 @ 2 O 1 18 t 5 O
20 1 22 { 2 exch t 16 O} for

5−103030−L0 MN470−4N, BTe04

L* 20 CIELAB L*-lysheter

80 85 90 95 100
55 60 65 70 75
30 35 40 45 50
5 10 15 20 25

5−103030−L0 MN471−2N, BTe09

L* 20 CIE-L*a*b*-farger

80
60
40
20
0 20 40 60 80 a*

5−103030−L0 MN471−4N, BTe10

F E D C B A 9 8 7 6 5 4 3 2 1 0

0 0 translate 0 0 t 32 H 1 1 6 {0 exch t 1 H 30 @ 1 H} for
0 7 t 1 H 7 @ 16 A 7 @ 1 H
0 8 t 1 H 7 @ 16 B 7 @ 1 H ... 0 23 t 32 H

5−103030−L0 MN470−5N, BTe05

basis, blandingsfarger, flatedekning

N
W
C + M + Y
V = C + M
L = C + Y
O = M + Y
Y
M
C

100 % 70 %

5−103030−L0 MN470−6N, BTe06_1



5−103030−L0 MN471−5N, BTe11



5−103030−L0 MN471−6N, BTe12

5−103030−L0 MN470−7N, BTe06_2

basis, blandingsfarger, flatedekning

N
W
C + M + Y
V = C + M
L = C + Y
O = M + Y
Y
M
C

100 % 70 %

5−103030−L0 MN470−8N, BTe06_3

5−103030−L0 MN471−7N, BTe13



5−103030−L0 MN471−1N, BTe14

se lignende filer: http://130.149.60.45/~farbmetrik/MN47/MN47.HTM
teknisk informasjon: http://www.ps.bam.de eller http://130.149.60.45/~farbmetrik

TUB registrering: 20150701-MN47/MN47L0FA.TXT /.PS
anvendelse for måling av display output

TUB materiell: code=rha4ta

TUB-testplansje MN47; Computergrafikk og fargemetrikk
Bildeserie MN47, 3D=1, de=0

input: *rgb/cmyk −> rgb/cmyk*
output: ingen endring