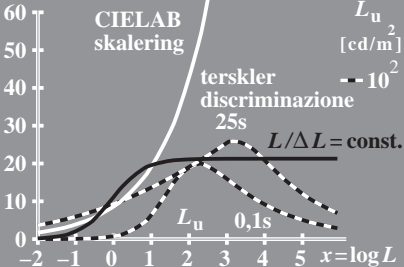
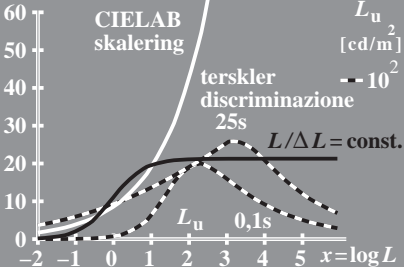


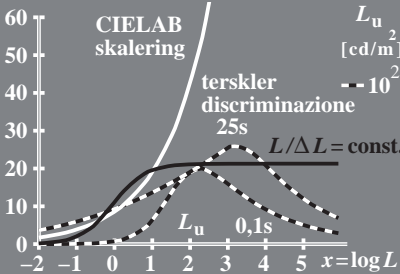
$$L / \Delta L = L / |L_2 - L_1|$$



$$L / \Delta L = L / |L_2 - L_1|$$



$$L / \Delta L = L / |L_2 - L_1|$$



$$L / \Delta L = L / |L_2 - L_1|$$

