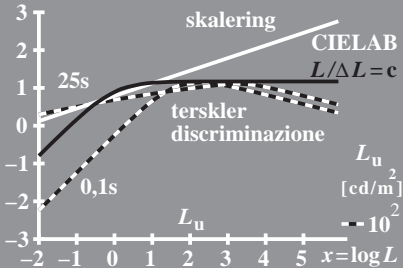
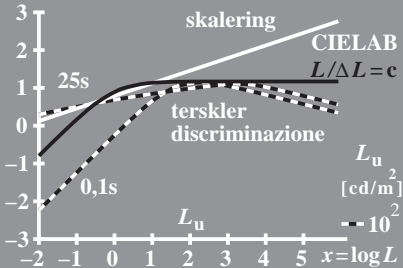


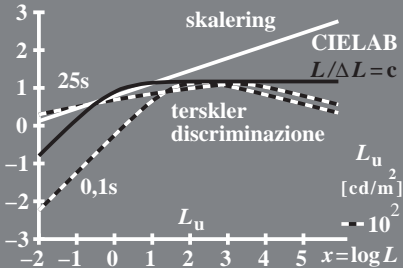
$$\log (L / \Delta L) = \log (L / |L_2 - L_1|)$$



$$\log(L / \Delta L) = \log(L / |L_2 - L_1|)$$



$$\log (L / \Delta L) = \log (L / |L_2 - L_1|)$$



$$\log (L / \Delta L) = \log (L / |L_2 - L_1|)$$

