Agreement with elementary hues (Yes/No decision)

Layout example: agreement with elementary hues

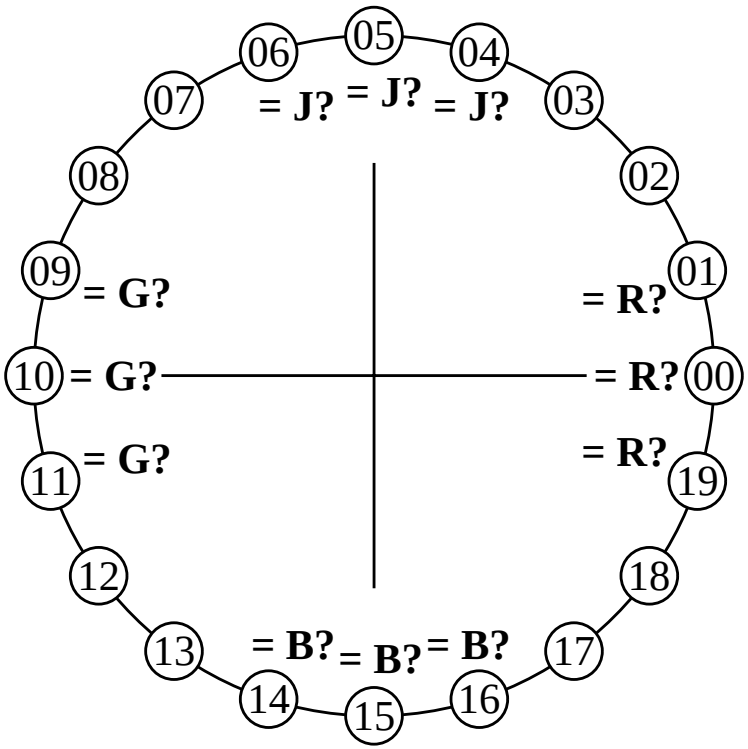

There are four elementary hues on each page: Red R, Yellow J (=french Jaune), Green G, and Blue B.

Input data 1 0 0 should produce Red R.
Input data 0 1 0 should produce Green G.
Input data 0 0 1 should produce Blue B.
Input data 1 1 0 should produce Yellow J.

The elementary hues Red R and Green G should locate on the horizontal axis.
The elementary hues Yellow J and Blue B should locate on the vertical axis.

This test uses a hue circle with 20 hues.

No. 00 and 10 should be Red R and Green G.
No. 05 and 15 should be Yellow J and Blue B.

Are no. 00, 05, 10, and 15 the four elementary hues R, J, G and B? underline: Yes/No

Only in case of "No":

Elementary Red R is hue step no. (e. g. 00, 01, 19) ..... (neither yellowish nor blueish)
Elementary Yellow J is hue step no. (e. g. 05, 04, 06) ..... (neither reddish nor greenish)
Elementary Green G is hue step no. (e. g. 10, 09, 11) ..... (neither yellowish nor blueish)
Elementary Blue B is hue step no. (e. g. 15, 14, 16) ..... (neither reddish nor greenish)
Result: Of the 4 elementary hues (e.g. three) ..... are at the intended location

i	LAB*ref			l*out	LAB*out			LAB*out/c−ref			ΔE*
1	0.0	0.0	0.0	0.0	0.0	0.0	0.0	0.0	0.0	0.0	0.01
2	6.36	0.0	0.0	0.07	6.36	0.0	0.0	0.0	0.0	0.0	0.01
3	12.72	0.0	0.0	0.13	12.72	0.0	0.0	0.0	0.0	0.0	0.01
4	19.08	0.0	0.0	0.2	19.08	0.0	0.0	0.0	0.0	0.0	0.01
5	25.44	0.0	0.0	0.27	25.44	0.0	0.0	0.0	0.0	0.0	0.01
6	31.8	0.0	0.0	0.33	31.8	0.0	0.0	0.0	0.0	0.0	0.01
7	38.16	0.0	0.0	0.4	38.16	0.0	0.0	0.0	0.0	0.0	0.01
8	44.52	0.0	0.0	0.47	44.52	0.0	0.0	0.0	0.0	0.0	0.01
9	50.89	0.0	0.0	0.53	50.89	0.0	0.0	0.0	0.0	0.0	0.01
10	57.25	0.0	0.0	0.6	57.25	0.0	0.0	0.0	0.0	0.0	0.01
11	63.61	0.0	0.0	0.67	63.61	0.0	0.0	0.0	0.0	0.0	0.01
12	69.97	0.0	0.0	0.73	69.97	0.0	0.0	0.0	0.0	0.0	0.01
13	76.33	0.0	0.0	0.8	76.33	0.0	0.0	0.0	0.0	0.0	0.01
14	82.69	0.0	0.0	0.87	82.69	0.0	0.0	0.0	0.0	0.0	0.01
15	89.05	0.0	0.0	0.93	89.05	0.0	0.0	0.0	0.0	0.0	0.01
16	95.41	0.0	0.0	1.0	95.41	0.0	0.0	0.0	0.0	0.0	0.01
17	0.0	0.0	0.0	0.0	0.0	0.0	0.0	0.0	0.0	0.0	0.01
18	23.85	0.0	0.0	0.25	23.85	0.0	0.0	0.0	0.0	0.0	0.01
19	47.71	0.0	0.0	0.5	47.71	0.0	0.0	0.0	0.0	0.0	0.01
20	71.56	0.0	0.0	0.75	71.56	0.0	0.0	0.0	0.0	0.0	0.01
21	95.41	0.0	0.0	1.0	95.41	0.0	0.0	0.0	0.0	0.0	0.01

Start output S1
Specification according to ISO/IEC 15775 Annex G and DIN 33866-1 Annex G

Mean lightness difference (16 steps)

ΔE^*_{CIELAB} = **0.0**

Mean lightness difference (5 steps)

ΔL^*_{CIELAB} = **0.0**

Mean colour reproduction index: $R^*_{ab,m}$ = **100**

OE760−3A-030-2: File: Measure unknown; Device: Device unknown; Date: Date unknown

Agreement with elementary hues (Yes/No decision)

Layout example: agreement with elementary hues

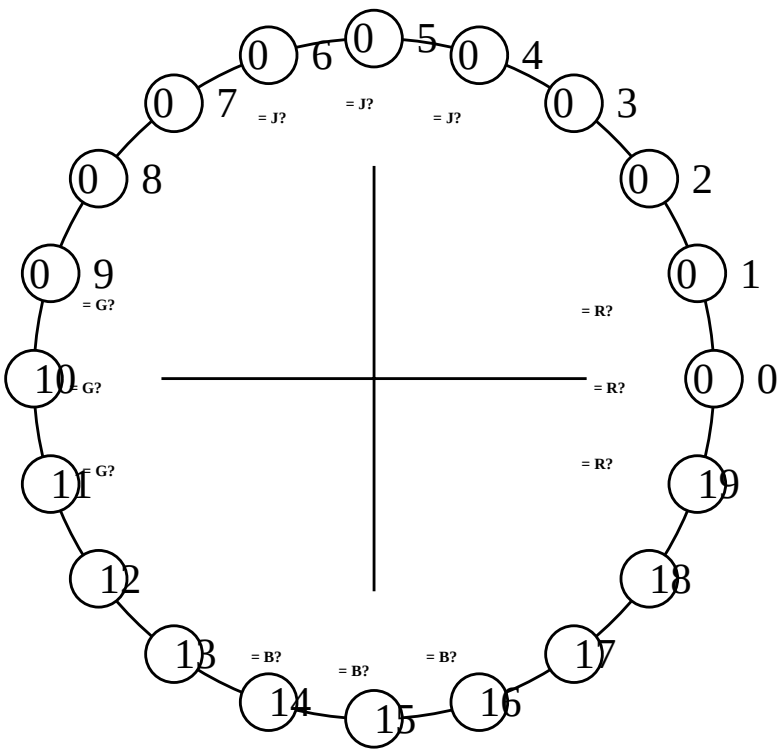

There are four elementary hues on each page: Red R, Yellow J (=french Jaune), Green G, and Blue B.

Input data 1 0 0 should produce Red R.
Input data 0 1 0 should produce Green G.
Input data 0 0 1 should produce Blue B.
Input data 1 1 0 should produce Yellow J.

The elementary hues Red R and Green G should locate on the horizontal axis.
The elementary hues Yellow J and Blue B should locate on the vertical axis.

This test uses a hue circle with 20 hues.

No. 00 and 10 should be Red R and Green G.
No. 05 and 15 should be Yellow J and Blue B.

Are no. 00, 05, 10, and 15 the four elementary hues R, J, G and B? **underline: Yes/No**

Only in case of "No":

Elementary Red R is hue step no. (e. g. 00, 01, 19) ..... (neither yellowish nor blueish)
Elementary Yellow J is hue step no. (e. g. 05, 04, 06) ..... (neither reddish nor greenish)
Elementary Green G is hue step no. (e. g. 10, 09, 11) ..... (neither yellowish nor blueish)
Elementary Blue B is hue step no. (e. g. 15, 14, 16) ..... (neither reddish nor greenish)
Result: Of the 4 elementary hues (e.g. three) ..... are at the intended location

i	LAB*ref			l*out	LAB*out			LAB*out/c−ref			ΔE*
1	0.0	0.0	0.0	0.0	0.0	0.0	0.0	0.0	0.0	0.0	0.01
2	6.36	0.0	0.0	0.07	6.36	0.0	0.0	0.0	0.0	0.0	0.01
3	12.72	0.0	0.0	0.13	12.72	0.0	0.0	0.0	0.0	0.0	0.01
4	19.08	0.0	0.0	0.2	19.08	0.0	0.0	0.0	0.0	0.0	0.01
5	25.44	0.0	0.0	0.27	25.44	0.0	0.0	0.0	0.0	0.0	0.01
6	31.8	0.0	0.0	0.33	31.8	0.0	0.0	0.0	0.0	0.0	0.01
7	38.16	0.0	0.0	0.4	38.16	0.0	0.0	0.0	0.0	0.0	0.01
8	44.52	0.0	0.0	0.47	44.52	0.0	0.0	0.0	0.0	0.0	0.01
9	50.89	0.0	0.0	0.53	50.89	0.0	0.0	0.0	0.0	0.0	0.01
10	57.25	0.0	0.0	0.6	57.25	0.0	0.0	0.0	0.0	0.0	0.01
11	63.61	0.0	0.0	0.67	63.61	0.0	0.0	0.0	0.0	0.0	0.01
12	69.97	0.0	0.0	0.73	69.97	0.0	0.0	0.0	0.0	0.0	0.01
13	76.33	0.0	0.0	0.8	76.33	0.0	0.0	0.0	0.0	0.0	0.01
14	82.69	0.0	0.0	0.87	82.69	0.0	0.0	0.0	0.0	0.0	0.01
15	89.05	0.0	0.0	0.93	89.05	0.0	0.0	0.0	0.0	0.0	0.01
16	95.41	0.0	0.0	1.0	95.41	0.0	0.0	0.0	0.0	0.0	0.01
17	0.0	0.0	0.0	0.0	0.0	0.0	0.0	0.0	0.0	0.0	0.01
18	23.85	0.0	0.0	0.25	23.85	0.0	0.0	0.0	0.0	0.0	0.01
19	47.71	0.0	0.0	0.5	47.71	0.0	0.0	0.0	0.0	0.0	0.01
20	71.56	0.0	0.0	0.75	71.56	0.0	0.0	0.0	0.0	0.0	0.01
21	95.41	0.0	0.0	1.0	95.41	0.0	0.0	0.0	0.0	0.0	0.01

Start output S1
Specification according to ISO/IEC 15775 Annex G and DIN 33866-1 Annex G

Mean lightness difference (16 steps)

ΔE^*_{CIELAB} = **0.0**

Mean lightness difference (5 steps)

ΔL^*_{CIELAB} = **0.0**

Mean colour reproduction index: $R^*_{ab,m}$ = **100**

OE760−3A-031-2: File: Measure unknown; Device: Device unknown; Date: Date unknown

Agreement with elementary hues (Yes/No decision)

Layout example: agreement with elementary hues

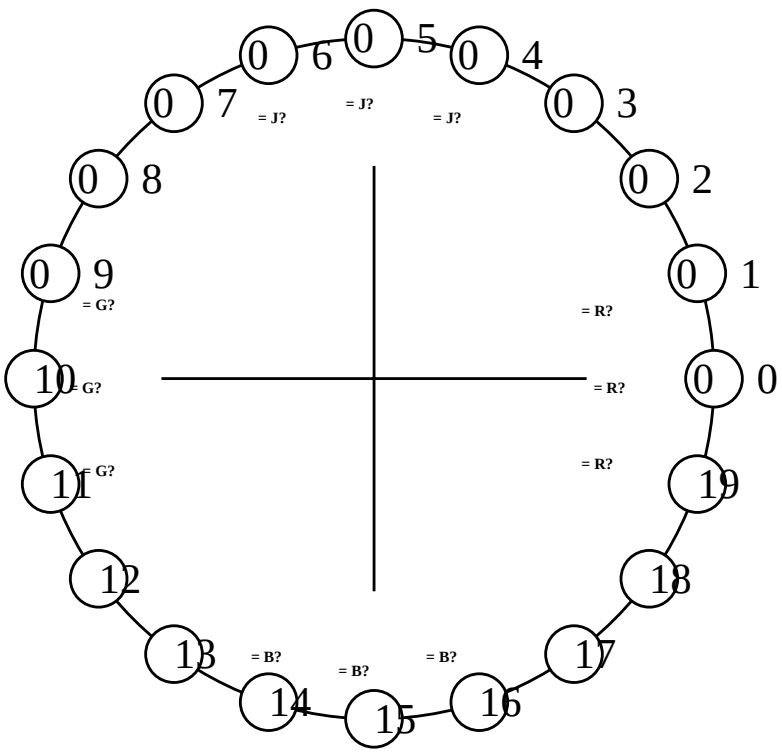

There are four elementary hues on each page: Red R, Yellow J (=french Jaune), Green G, and Blue B.

Input data 1 0 0 should produce Red R.
Input data 0 1 0 should produce Green G.
Input data 0 0 1 should produce Blue B.
Input data 1 1 0 should produce Yellow J.

The elementary hues Red R and Green G should locate on the horizontal axis.
The elementary hues Yellow J and Blue B should locate on the vertical axis.

This test uses a hue circle with 20 hues.

No. 00 and 10 should be Red R and Green G.
No. 05 and 15 should be Yellow J and Blue B.

Are no. 00, 05, 10, and 15 the four elementary hues R, J, G and B? **underline: Yes/No**

Only in case of "No":

Elementary Red R is hue step no. (e. g. 00, 01, 19) ..... (neither yellowish nor blueish)
Elementary Yellow J is hue step no. (e. g. 05, 04, 06) ..... (neither reddish nor greenish)
Elementary Green G is hue step no. (e. g. 10, 09, 11) ..... (neither yellowish nor blueish)
Elementary Blue B is hue step no. (e. g. 15, 14, 16) ..... (neither reddish nor greenish)
Result: Of the 4 elementary hues (e.g. three) ..... are at the intended location

i	LAB*ref			l*out	LAB*out			LAB*out/c−ref			ΔE*
1	0.0	0.0	0.0	0.0	0.0	0.0	0.0	0.0	0.0	0.0	0.01
2	6.36	0.0	0.0	0.07	6.36	0.0	0.0	0.0	0.0	0.0	0.01
3	12.72	0.0	0.0	0.13	12.72	0.0	0.0	0.0	0.0	0.0	0.01
4	19.08	0.0	0.0	0.2	19.08	0.0	0.0	0.0	0.0	0.0	0.01
5	25.44	0.0	0.0	0.27	25.44	0.0	0.0	0.0	0.0	0.0	0.01
6	31.8	0.0	0.0	0.33	31.8	0.0	0.0	0.0	0.0	0.0	0.01
7	38.16	0.0	0.0	0.4	38.16	0.0	0.0	0.0	0.0	0.0	0.01
8	44.52	0.0	0.0	0.47	44.52	0.0	0.0	0.0	0.0	0.0	0.01
9	50.89	0.0	0.0	0.53	50.89	0.0	0.0	0.0	0.0	0.0	0.01
10	57.25	0.0	0.0	0.6	57.25	0.0	0.0	0.0	0.0	0.0	0.01
11	63.61	0.0	0.0	0.67	63.61	0.0	0.0	0.0	0.0	0.0	0.01
12	69.97	0.0	0.0	0.73	69.97	0.0	0.0	0.0	0.0	0.0	0.01
13	76.33	0.0	0.0	0.8	76.33	0.0	0.0	0.0	0.0	0.0	0.01
14	82.69	0.0	0.0	0.87	82.69	0.0	0.0	0.0	0.0	0.0	0.01
15	89.05	0.0	0.0	0.93	89.05	0.0	0.0	0.0	0.0	0.0	0.01
16	95.41	0.0	0.0	1.0	95.41	0.0	0.0	0.0	0.0	0.0	0.01
17	0.0	0.0	0.0	0.0	0.0	0.0	0.0	0.0	0.0	0.0	0.01
18	23.85	0.0	0.0	0.25	23.85	0.0	0.0	0.0	0.0	0.0	0.01
19	47.71	0.0	0.0	0.5	47.71	0.0	0.0	0.0	0.0	0.0	0.01
20	71.56	0.0	0.0	0.75	71.56	0.0	0.0	0.0	0.0	0.0	0.01
21	95.41	0.0	0.0	1.0	95.41	0.0	0.0	0.0	0.0	0.0	0.01

Start output S1
Specification according to ISO/IEC 15775 Annex G and DIN 33866-1 Annex G

Mean lightness difference (16 steps)

ΔE^*_{CIELAB} = **0.0**

Mean lightness difference (5 steps)

ΔL^*_{CIELAB} = **0.0**

Mean colour reproduction index: $R^*_{ab,m}$ = **100**

OE760−3A-032-2: File: Measure unknown; Device: Device unknown; Date: Date unknown

Agreement with elementary hues (Yes/No decision)

Layout example: agreement with elementary hues

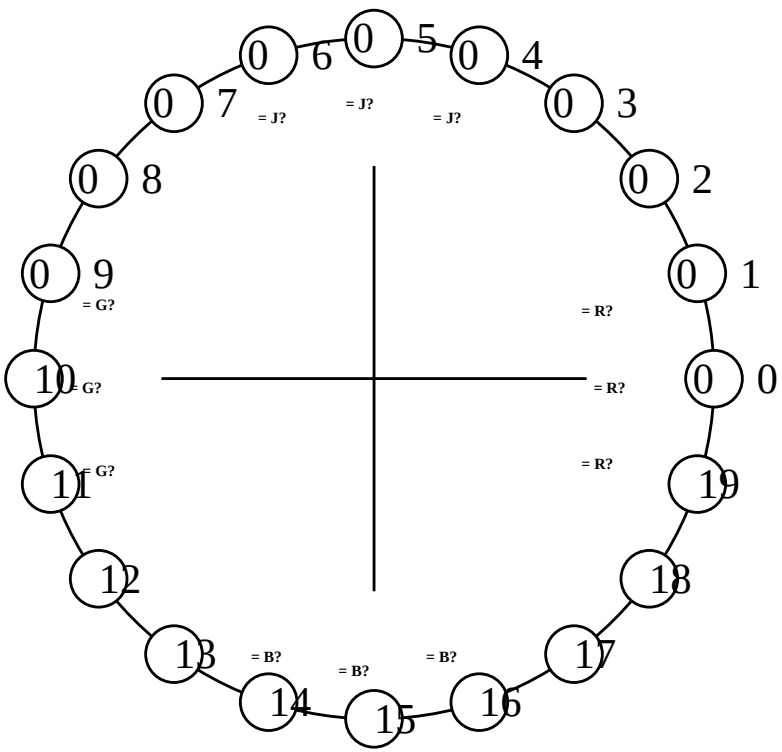

There are four elementary hues on each page: Red R, Yellow J (=french Jaune), Green G, and Blue B.

Input data 1 0 0 should produce Red R.
Input data 0 1 0 should produce Green G.
Input data 0 0 1 should produce Blue B.
Input data 1 1 0 should produce Yellow J.

The elementary hues Red R and Green G should locate on the horizontal axis.
The elementary hues Yellow J and Blue B should locate on the vertical axis.

This test uses a hue circle with 20 hues.

No. 00 and 10 should be Red R and Green G.
No. 05 and 15 should be Yellow J and Blue B.

Are no. 00, 05, 10, and 15 the four elementary hues R, J, G and B? **underline: Yes/No**

Only in case of "No":

Elementary Red R is hue step no. (e. g. 00, 01, 19) ..... (neither yellowish nor blueish)
Elementary Yellow J is hue step no. (e. g. 05, 04, 06) ..... (neither reddish nor greenish)
Elementary Green G is hue step no. (e. g. 10, 09, 11) ..... (neither yellowish nor blueish)
Elementary Blue B is hue step no. (e. g. 15, 14, 16) ..... (neither reddish nor greenish)
Result: Of the 4 elementary hues (e.g. three) ..... are at the intended location

i	LAB*ref			l*out	LAB*out			LAB*out/c−ref			ΔE*
1	0.0	0.0	0.0	0.0	0.0	0.0	0.0	0.0	0.0	0.0	0.01
2	6.36	0.0	0.0	0.07	6.36	0.0	0.0	0.0	0.0	0.0	0.01
3	12.72	0.0	0.0	0.13	12.72	0.0	0.0	0.0	0.0	0.0	0.01
4	19.08	0.0	0.0	0.2	19.08	0.0	0.0	0.0	0.0	0.0	0.01
5	25.44	0.0	0.0	0.27	25.44	0.0	0.0	0.0	0.0	0.0	0.01
6	31.8	0.0	0.0	0.33	31.8	0.0	0.0	0.0	0.0	0.0	0.01
7	38.16	0.0	0.0	0.4	38.16	0.0	0.0	0.0	0.0	0.0	0.01
8	44.52	0.0	0.0	0.47	44.52	0.0	0.0	0.0	0.0	0.0	0.01
9	50.89	0.0	0.0	0.53	50.89	0.0	0.0	0.0	0.0	0.0	0.01
10	57.25	0.0	0.0	0.6	57.25	0.0	0.0	0.0	0.0	0.0	0.01
11	63.61	0.0	0.0	0.67	63.61	0.0	0.0	0.0	0.0	0.0	0.01
12	69.97	0.0	0.0	0.73	69.97	0.0	0.0	0.0	0.0	0.0	0.01
13	76.33	0.0	0.0	0.8	76.33	0.0	0.0	0.0	0.0	0.0	0.01
14	82.69	0.0	0.0	0.87	82.69	0.0	0.0	0.0	0.0	0.0	0.01
15	89.05	0.0	0.0	0.93	89.05	0.0	0.0	0.0	0.0	0.0	0.01
16	95.41	0.0	0.0	1.0	95.41	0.0	0.0	0.0	0.0	0.0	0.01
17	0.0	0.0	0.0	0.0	0.0	0.0	0.0	0.0	0.0	0.0	0.01
18	23.85	0.0	0.0	0.25	23.85	0.0	0.0	0.0	0.0	0.0	0.01
19	47.71	0.0	0.0	0.5	47.71	0.0	0.0	0.0	0.0	0.0	0.01
20	71.56	0.0	0.0	0.75	71.56	0.0	0.0	0.0	0.0	0.0	0.01
21	95.41	0.0	0.0	1.0	95.41	0.0	0.0	0.0	0.0	0.0	0.01

Start output S1
Specification according to ISO/IEC 15775 Annex G and DIN 33866-1 Annex G

Mean lightness difference (16 steps)

ΔE^*_{CIELAB} = **0.0**

Mean lightness difference (5 steps)

ΔL^*_{CIELAB} = **0.0**

Mean colour reproduction index: $R^*_{ab,m}$ = **100**

OE760−3A-033-2: File: Measure unknown; Device: Device unknown; Date: Date unknown

Agreement with elementary hues (Yes/No decision)

Layout example: agreement with elementary hues

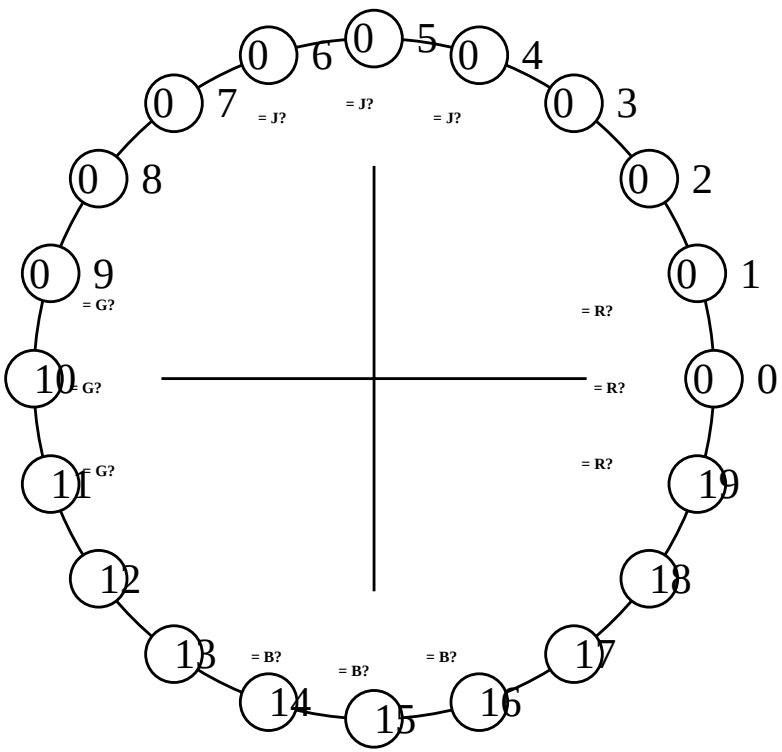

There are four elementary hues on each page: Red R, Yellow J (=french Jaune), Green G, and Blue B.

Input data 1 0 0 should produce Red R.
Input data 0 1 0 should produce Green G.
Input data 0 0 1 should produce Blue B.
Input data 1 1 0 should produce Yellow J.

The elementary hues Red R and Green G should locate on the horizontal axis.
The elementary hues Yellow J and Blue B should locate on the vertical axis.

This test uses a hue circle with 20 hues.

No. 00 and 10 should be Red R and Green G.
No. 05 and 15 should be Yellow J and Blue B.

Are no. 00, 05, 10, and 15 the four elementary hues R, J, G and B? underline: Yes/No

Only in case of "No":

Elementary Red R is hue step no. (e. g. 00, 01, 19) ..... (neither yellowish nor blueish)
Elementary Yellow J is hue step no. (e. g. 05, 04, 06) ..... (neither reddish nor greenish)
Elementary Green G is hue step no. (e. g. 10, 09, 11) ..... (neither yellowish nor blueish)
Elementary Blue B is hue step no. (e. g. 15, 14, 16) ..... (neither reddish nor greenish)
Result: Of the 4 elementary hues (e.g. three) ..... are at the intended location

i	LAB*ref			l*out	LAB*out			LAB*out/c−ref			ΔE*
1	0.0	0.0	0.0	0.0	0.0	0.0	0.0	0.0	0.0	0.0	0.01
2	6.36	0.0	0.0	0.07	6.36	0.0	0.0	0.0	0.0	0.0	0.01
3	12.72	0.0	0.0	0.13	12.72	0.0	0.0	0.0	0.0	0.0	0.01
4	19.08	0.0	0.0	0.2	19.08	0.0	0.0	0.0	0.0	0.0	0.01
5	25.44	0.0	0.0	0.27	25.44	0.0	0.0	0.0	0.0	0.0	0.01
6	31.8	0.0	0.0	0.33	31.8	0.0	0.0	0.0	0.0	0.0	0.01
7	38.16	0.0	0.0	0.4	38.16	0.0	0.0	0.0	0.0	0.0	0.01
8	44.52	0.0	0.0	0.47	44.52	0.0	0.0	0.0	0.0	0.0	0.01
9	50.89	0.0	0.0	0.53	50.89	0.0	0.0	0.0	0.0	0.0	0.01
10	57.25	0.0	0.0	0.6	57.25	0.0	0.0	0.0	0.0	0.0	0.01
11	63.61	0.0	0.0	0.67	63.61	0.0	0.0	0.0	0.0	0.0	0.01
12	69.97	0.0	0.0	0.73	69.97	0.0	0.0	0.0	0.0	0.0	0.01
13	76.33	0.0	0.0	0.8	76.33	0.0	0.0	0.0	0.0	0.0	0.01
14	82.69	0.0	0.0	0.87	82.69	0.0	0.0	0.0	0.0	0.0	0.01
15	89.05	0.0	0.0	0.93	89.05	0.0	0.0	0.0	0.0	0.0	0.01
16	95.41	0.0	0.0	1.0	95.41	0.0	0.0	0.0	0.0	0.0	0.01
17	0.0	0.0	0.0	0.0	0.0	0.0	0.0	0.0	0.0	0.0	0.01
18	23.85	0.0	0.0	0.25	23.85	0.0	0.0	0.0	0.0	0.0	0.01
19	47.71	0.0	0.0	0.5	47.71	0.0	0.0	0.0	0.0	0.0	0.01
20	71.56	0.0	0.0	0.75	71.56	0.0	0.0	0.0	0.0	0.0	0.01
21	95.41	0.0	0.0	1.0	95.41	0.0	0.0	0.0	0.0	0.0	0.01

Start output S1
Specification according to ISO/IEC 15775 Annex G and DIN 33866-1 Annex G

Mean lightness difference (16 steps)

ΔE^*_{CIELAB} = **0.0**

Mean lightness difference (5 steps)

ΔL^*_{CIELAB} = **0.0**

Mean colour reproduction index: $R^*_{ab,m}$ = **100**

OE760−3A-034-2: File: Measure unknown; Device: Device unknown; Date: Date unknown

Agreement with elementary hues (Yes/No decision)

Layout example: agreement with elementary hues

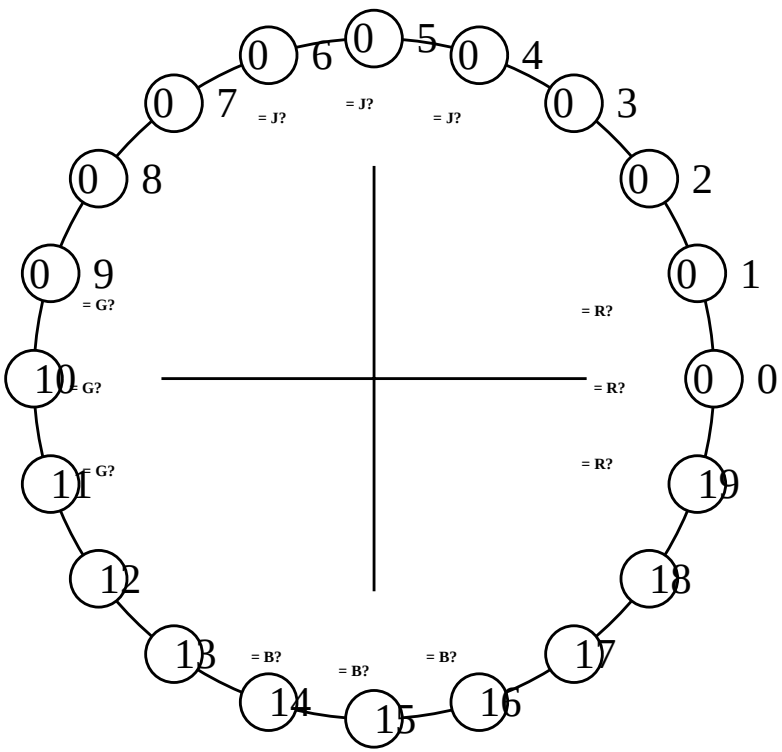

There are four elementary hues on each page: Red R, Yellow J (=french Jaune), Green G, and Blue B.

Input data 1 0 0 should produce Red R.
Input data 0 1 0 should produce Green G.
Input data 0 0 1 should produce Blue B.
Input data 1 1 0 should produce Yellow J.

The elementary hues Red R and Green G should locate on the horizontal axis.
The elementary hues Yellow J and Blue B should locate on the vertical axis.

This test uses a hue circle with 20 hues.

No. 00 and 10 should be Red R and Green G.
No. 05 and 15 should be Yellow J and Blue B.

Are no. 00, 05, 10, and 15 the four elementary hues R, J, G and B? **underline: Yes/No**

Only in case of "No":

Elementary Red R is hue step no. (e. g. 00, 01, 19) ..... (neither yellowish nor blueish)
Elementary Yellow J is hue step no. (e. g. 05, 04, 06) ..... (neither reddish nor greenish)
Elementary Green G is hue step no. (e. g. 10, 09, 11) ..... (neither yellowish nor blueish)
Elementary Blue B is hue step no. (e. g. 15, 14, 16) ..... (neither reddish nor greenish)
Result: Of the 4 elementary hues (e.g. three) ..... are at the intended location

i	LAB*ref			l*out	LAB*out			LAB*out/c−ref			ΔE*
1	0.0	0.0	0.0	0.0	0.0	0.0	0.0	0.0	0.0	0.0	0.01
2	6.36	0.0	0.0	0.07	6.36	0.0	0.0	0.0	0.0	0.0	0.01
3	12.72	0.0	0.0	0.13	12.72	0.0	0.0	0.0	0.0	0.0	0.01
4	19.08	0.0	0.0	0.2	19.08	0.0	0.0	0.0	0.0	0.0	0.01
5	25.44	0.0	0.0	0.27	25.44	0.0	0.0	0.0	0.0	0.0	0.01
6	31.8	0.0	0.0	0.33	31.8	0.0	0.0	0.0	0.0	0.0	0.01
7	38.16	0.0	0.0	0.4	38.16	0.0	0.0	0.0	0.0	0.0	0.01
8	44.52	0.0	0.0	0.47	44.52	0.0	0.0	0.0	0.0	0.0	0.01
9	50.89	0.0	0.0	0.53	50.89	0.0	0.0	0.0	0.0	0.0	0.01
10	57.25	0.0	0.0	0.6	57.25	0.0	0.0	0.0	0.0	0.0	0.01
11	63.61	0.0	0.0	0.67	63.61	0.0	0.0	0.0	0.0	0.0	0.01
12	69.97	0.0	0.0	0.73	69.97	0.0	0.0	0.0	0.0	0.0	0.01
13	76.33	0.0	0.0	0.8	76.33	0.0	0.0	0.0	0.0	0.0	0.01
14	82.69	0.0	0.0	0.87	82.69	0.0	0.0	0.0	0.0	0.0	0.01
15	89.05	0.0	0.0	0.93	89.05	0.0	0.0	0.0	0.0	0.0	0.01
16	95.41	0.0	0.0	1.0	95.41	0.0	0.0	0.0	0.0	0.0	0.01
17	0.0	0.0	0.0	0.0	0.0	0.0	0.0	0.0	0.0	0.0	0.01
18	23.85	0.0	0.0	0.25	23.85	0.0	0.0	0.0	0.0	0.0	0.01
19	47.71	0.0	0.0	0.5	47.71	0.0	0.0	0.0	0.0	0.0	0.01
20	71.56	0.0	0.0	0.75	71.56	0.0	0.0	0.0	0.0	0.0	0.01
21	95.41	0.0	0.0	1.0	95.41	0.0	0.0	0.0	0.0	0.0	0.01

Start output S1
Specification according to ISO/IEC 15775 Annex G and DIN 33866-1 Annex G

Mean lightness difference (16 steps)
ΔE^*_{CIELAB} = **0.0**

Mean lightness difference (5 steps)
ΔL^*_{CIELAB} = **0.0**

Mean colour reproduction index: $R^*_{ab,m}$ = **100**

OE760−3A-035-2: File: Measure unknown; Device: Device unknown; Date: Date unknown

Agreement with elementary hues (Yes/No decision)

Layout example: agreement with elementary hues

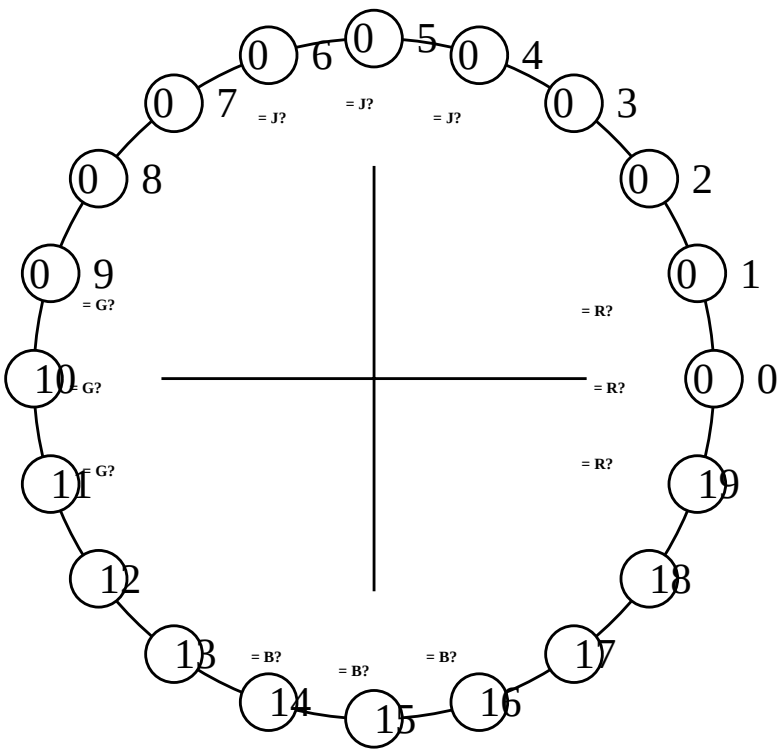

There are four elementary hues on each page: Red R, Yellow J (=french Jaune), Green G, and Blue B.

Input data 1 0 0 should produce Red R.
Input data 0 1 0 should produce Green G.
Input data 0 0 1 should produce Blue B.
Input data 1 1 0 should produce Yellow J.

The elementary hues Red R and Green G should locate on the horizontal axis.
The elementary hues Yellow J and Blue B should locate on the vertical axis.

This test uses a hue circle with 20 hues.

No. 00 and 10 should be Red R and Green G.
No. 05 and 15 should be Yellow J and Blue B.

Are no. 00, 05, 10, and 15 the four elementary hues R, J, G and B? **underline: Yes/No**

Only in case of "No":

Elementary Red R is hue step no. (e. g. 00, 01, 19) ..... (neither yellowish nor blueish)
Elementary Yellow J is hue step no. (e. g. 05, 04, 06) ..... (neither reddish nor greenish)
Elementary Green G is hue step no. (e. g. 10, 09, 11) ..... (neither yellowish nor blueish)
Elementary Blue B is hue step no. (e. g. 15, 14, 16) ..... (neither reddish nor greenish)
Result: Of the 4 elementary hues (e.g. three) ..... are at the intended location

i	LAB*ref			l*out	LAB*out			LAB*out/c−ref			ΔE*
1	0.0	0.0	0.0	0.0	0.0	0.0	0.0	0.0	0.0	0.0	0.01
2	6.36	0.0	0.0	0.07	6.36	0.0	0.0	0.0	0.0	0.0	0.01
3	12.72	0.0	0.0	0.13	12.72	0.0	0.0	0.0	0.0	0.0	0.01
4	19.08	0.0	0.0	0.2	19.08	0.0	0.0	0.0	0.0	0.0	0.01
5	25.44	0.0	0.0	0.27	25.44	0.0	0.0	0.0	0.0	0.0	0.01
6	31.8	0.0	0.0	0.33	31.8	0.0	0.0	0.0	0.0	0.0	0.01
7	38.16	0.0	0.0	0.4	38.16	0.0	0.0	0.0	0.0	0.0	0.01
8	44.52	0.0	0.0	0.47	44.52	0.0	0.0	0.0	0.0	0.0	0.01
9	50.89	0.0	0.0	0.53	50.89	0.0	0.0	0.0	0.0	0.0	0.01
10	57.25	0.0	0.0	0.6	57.25	0.0	0.0	0.0	0.0	0.0	0.01
11	63.61	0.0	0.0	0.67	63.61	0.0	0.0	0.0	0.0	0.0	0.01
12	69.97	0.0	0.0	0.73	69.97	0.0	0.0	0.0	0.0	0.0	0.01
13	76.33	0.0	0.0	0.8	76.33	0.0	0.0	0.0	0.0	0.0	0.01
14	82.69	0.0	0.0	0.87	82.69	0.0	0.0	0.0	0.0	0.0	0.01
15	89.05	0.0	0.0	0.93	89.05	0.0	0.0	0.0	0.0	0.0	0.01
16	95.41	0.0	0.0	1.0	95.41	0.0	0.0	0.0	0.0	0.0	0.01
17	0.0	0.0	0.0	0.0	0.0	0.0	0.0	0.0	0.0	0.0	0.01
18	23.85	0.0	0.0	0.25	23.85	0.0	0.0	0.0	0.0	0.0	0.01
19	47.71	0.0	0.0	0.5	47.71	0.0	0.0	0.0	0.0	0.0	0.01
20	71.56	0.0	0.0	0.75	71.56	0.0	0.0	0.0	0.0	0.0	0.01
21	95.41	0.0	0.0	1.0	95.41	0.0	0.0	0.0	0.0	0.0	0.01

Start output S1
Specification according to ISO/IEC 15775 Annex G and DIN 33866-1 Annex G

Mean lightness difference (16 steps)

ΔE^*_{CIELAB} = **0.0**

Mean lightness difference (5 steps)

ΔL^*_{CIELAB} = **0.0**

Mean colour reproduction index: $R^*_{ab,m}$ = **100**

OE760−3A-036-2: File: Measure unknown; Device: Device unknown; Date: Date unknown

Agreement with elementary hues (Yes/No decision)

Layout example: agreement with elementary hues

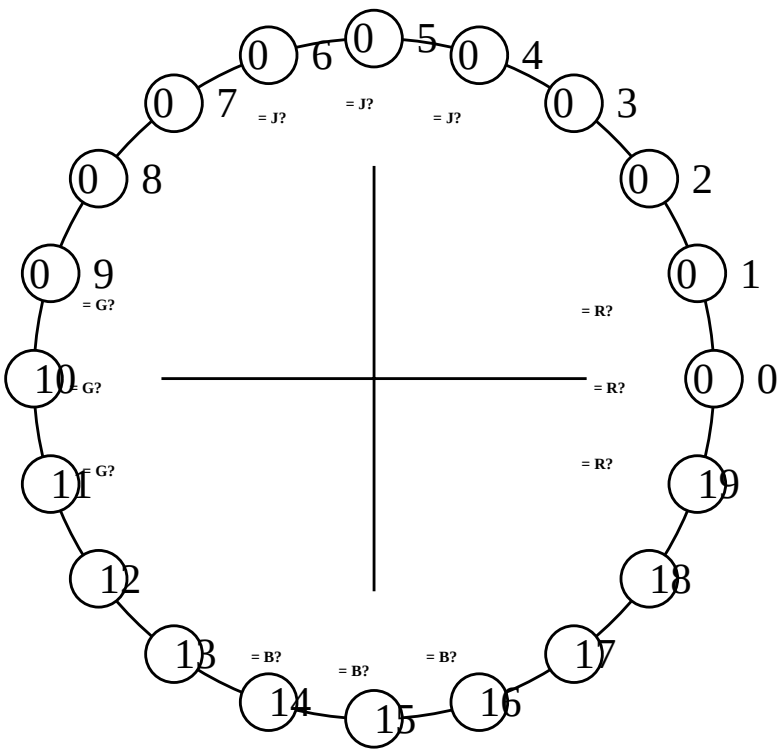

There are four elementary hues on each page: Red R, Yellow J (=french Jaune), Green G, and Blue B.

Input data 1 0 0 should produce Red R.
Input data 0 1 0 should produce Green G.
Input data 0 0 1 should produce Blue B.
Input data 1 1 0 should produce Yellow J.

The elementary hues Red R and Green G should locate on the horizontal axis.
The elementary hues Yellow J and Blue B should locate on the vertical axis.

This test uses a hue circle with 20 hues.

No. 00 and 10 should be Red R and Green G.
No. 05 and 15 should be Yellow J and Blue B.

Are no. 00, 05, 10, and 15 the four elementary hues R, J, G and B? underline: Yes/No

Only in case of "No":

Elementary Red R is hue step no. (e. g. 00, 01, 19) ..... (neither yellowish nor blueish)
Elementary Yellow J is hue step no. (e. g. 05, 04, 06) ..... (neither reddish nor greenish)
Elementary Green G is hue step no. (e. g. 10, 09, 11) ..... (neither yellowish nor blueish)
Elementary Blue B is hue step no. (e. g. 15, 14, 16) ..... (neither reddish nor greenish)
Result: Of the 4 elementary hues (e.g. three) ..... are at the intended location

i	LAB*ref			l*out	LAB*out			LAB*out/c−ref			ΔE*
1	0.0	0.0	0.0	0.0	0.0	0.0	0.0	0.0	0.0	0.0	0.01
2	6.36	0.0	0.0	0.07	6.36	0.0	0.0	0.0	0.0	0.0	0.01
3	12.72	0.0	0.0	0.13	12.72	0.0	0.0	0.0	0.0	0.0	0.01
4	19.08	0.0	0.0	0.2	19.08	0.0	0.0	0.0	0.0	0.0	0.01
5	25.44	0.0	0.0	0.27	25.44	0.0	0.0	0.0	0.0	0.0	0.01
6	31.8	0.0	0.0	0.33	31.8	0.0	0.0	0.0	0.0	0.0	0.01
7	38.16	0.0	0.0	0.4	38.16	0.0	0.0	0.0	0.0	0.0	0.01
8	44.52	0.0	0.0	0.47	44.52	0.0	0.0	0.0	0.0	0.0	0.01
9	50.89	0.0	0.0	0.53	50.89	0.0	0.0	0.0	0.0	0.0	0.01
10	57.25	0.0	0.0	0.6	57.25	0.0	0.0	0.0	0.0	0.0	0.01
11	63.61	0.0	0.0	0.67	63.61	0.0	0.0	0.0	0.0	0.0	0.01
12	69.97	0.0	0.0	0.73	69.97	0.0	0.0	0.0	0.0	0.0	0.01
13	76.33	0.0	0.0	0.8	76.33	0.0	0.0	0.0	0.0	0.0	0.01
14	82.69	0.0	0.0	0.87	82.69	0.0	0.0	0.0	0.0	0.0	0.01
15	89.05	0.0	0.0	0.93	89.05	0.0	0.0	0.0	0.0	0.0	0.01
16	95.41	0.0	0.0	1.0	95.41	0.0	0.0	0.0	0.0	0.0	0.01
17	0.0	0.0	0.0	0.0	0.0	0.0	0.0	0.0	0.0	0.0	0.01
18	23.85	0.0	0.0	0.25	23.85	0.0	0.0	0.0	0.0	0.0	0.01
19	47.71	0.0	0.0	0.5	47.71	0.0	0.0	0.0	0.0	0.0	0.01
20	71.56	0.0	0.0	0.75	71.56	0.0	0.0	0.0	0.0	0.0	0.01
21	95.41	0.0	0.0	1.0	95.41	0.0	0.0	0.0	0.0	0.0	0.01

Start output S1
Specification according to ISO/IEC 15775 Annex G and DIN 33866-1 Annex G

Mean lightness difference (16 steps)
ΔE^*_{CIELAB} = **0.0**

Mean lightness difference (5 steps)
ΔL^*_{CIELAB} = **0.0**

Mean colour reproduction index: $R^*_{ab,m}$ = **100**

OE760−3A-037-2: File: Measure unknown; Device: Device unknown; Date: Date unknown