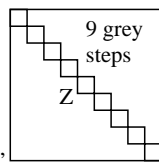


Equivalent spacing for separate and adjacent colours (Yes/No decision)

Layout example: hue plane O-C, Y-V oder L-M mit 9 grey steps

White W



Chromatic X
X = O, Y, L

There are three opposite hue planes
O-C, Y-V, and L-M.

The colour steps are
separate in the upper figure part and
ajacent in the lower figure part.
Between N and W there are 9 grey steps.
Mean grey Z is the mean step of N-W.

Chromatic X'
X' = C, V, M

Black N

All the stepings of the three hue planes O-L, Y-V and L-M should be equivalent for
separate and adjacent colours.

Is the spacing equivalent for separate and adjacent colours?

underline: Yes/No

Remark: The spacing is not equivalent if there is at least one Yes
in one of the following cases; for example see Annex (X):

Is there a continuous colour change
for adjacent colours and not for separate colours?

underline: Yes/No

Are there maxima and minima in the colour change
for adjacent colours and not for separate colours?

underline: Yes/No

Remarks:.....

Part 1

OE890-3N-130-1

Documentation of file format, hardware and software for this test:

PDF-File: <http://130.149.60.45/farbmetrik/OE89/OE89L0NP.PDF> underline Yes/No

PS-File: <http://130.149.60.45/farbmetrik/OE89/OE89L0NA.PS> or underline Yes/No

Used computer operating system:

either one of Windows/Mac/Unix/other and version:.....

This evaluation is for the device output: underline monitor/data projector/printer

Device model, driver and version:.....

Device output with PDF/PS-file: underline PDF/PS-file

For device output with PDF-file OE89L0NP.PDF:

either PDF-file transfer "download, copy" to PDF device.....
or with computer system interpretation by "Display-PDF":.....
or with software. e. g. Adobe-Reader/-Acrobat and version:.....
or with software e. g. Ghostscript and version:.....

For device output with PS-file OE89L0NA.PS:

either PS-file transfer "download, copy" to PS device.....
or with computer system interpretation by "Display-PS":.....
or with software e. g. Ghostscript and version:.....
or with software e. g. Mac-Yap and version:.....

Special remarks:Special remarks, e. g. output of Landscape (L)

.....
.....
.....

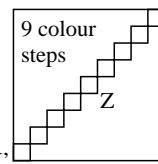
Part 3

OE890-7N-130-1

Regular colour spacing between colours Z-X' and Z-X (Yes/No decision)

Layout example: hue plane O-C, Y-V oder L-M mit 9 colour steps

White W



Chromatic X
X = O, Y, L

There are three opposite hue planes
O-C, Y-V, and L-M.

The colour steps are separate in the
upper figure part and ajacent
ajacent in the lower figure part.
Between X' and X there are 9 colour steps.
Mean grey Z is the mean step of X'-X.

Chromatic X'
X' = C, V, M

Black N

All colour steps of the three hue planes O-L, Y-V and L-M should be regular for
separate and adjacent colours without large chromatic jumps at mean grey Z

Is the colour spacing regular at mean grey Z?

underline: Yes/No

Remark: The colour spacing is not regular if there is at least one Yes
in one of the following cases; for example see Annex (X):

Are there colour jumps at the mean grey colour Z towards X or X'
for adjacent colours?

underline: Yes/No

Are there colour jumps at the mean grey colour Z towards X or X'
for separate colours

underline: Yes/No

Remarks: A colour jump has at least twice the colour change compared to the mean change.

Part 2

OE891-3N-130-1

Documentation of assessor colour vision properties for visual assessment

The assessor has **normal** colour vision according to one test:

either according to DIN 6160:1996 with Anomaloskop of Nagel

or with test charts using colour points according to Ishihara

or tested with, please specify:

underline Yes/No

underline Yes/unknown

underline Yes/unknown

underline Yes/unknown

For visual evaluation of the display (monitor, data projector) output

Office workplace illumination is daylight (clouded/north sky)

underline Yes/No

PDF file: <http://130.149.60.45/farbmetrik/OE89/OE89F1P2.PDF>

underline Yes/No

PS file: <http://130.149.60.45/farbmetrik/OE89/OE89F1P2.PS>

underline Yes/No

Picture A7-130-2: **contrast range:** (>F:0) (F:0) (E:0) (D:0) (C:0) (A:0) (9:0) (7:0) (5:0) (3:0) (<3:0)

compare standard print output according to ISO/IEC 15775 with range F:0 underline range

Remark: In daylighted offices the contrast range is in many cases:

on display between: >F:0 and E:0 (monitor), D:0 and 3:0 (data projector)

Only for optional colorimetric specification with PDF/PS file output

PDF-File: <http://130.149.60.45/farbmetrik/OE89/OE89F1P2.PDF>

picture A7-130-2

underline Yes/No

PS-File: <http://130.149.60.45/farbmetrik/OE89/OE89F1P2.PS>

picture A7-130-2

or underline Yes/No

colour measurement and specification for:

CIE standard illuminant D65, 2 degree observer, CIE 45/0 geometry:

underline Yes/No

If No, please give other parameters:

Colorimetric specification with PS file for colours in the columns A to T

Exchange of CIELAB data in file www.ps.bam.de/De17/10L/L17e00NP.PS and transfer

of the PS-file L17e00NP.PS in PDF-file L17e00NP.PDF

underline Yes/No

If No, please describe other method:

Part 4

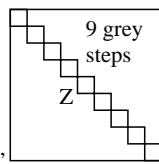
OE891-7N-130-1

OE89: Form A test chart 2 according to DIN 33872-6; 1MR, DEH input: cmy_0 ($\rightarrow cmy_0^*_{de}$) setcmyk
Equivalent and regular colour spacing (Yes/No-decision) output 130-1: $g_P=1.0$; $g_N=1.0$

Equivalent spacing for separate and adjacent colours (Yes/No decision)

Layout example: hue plane O-C, Y-V oder L-M mit 9 grey steps

White W



Chromatic X
X = O, Y, L

There are three opposite hue planes
O-C, Y-V, and L-M.

The colour steps are
separate in the upper figure part and
ajacent in the lower figure part.
Between N and W there are 9 grey steps.
Mean grey Z is the mean step of N-W.

Chromatic X'
X' = C, V, M

Black N

All the stepings of the three hue planes O-L, Y-V and L-M should be equivalent for
separate and adjacent colours.

Is the spacing equivalent for separate and adjacent colours?

underline: Yes/No

Remark: The spacing is not equivalent if there is at least one Yes
in one of the following cases; for example see Annex (X):

Is there a continuous colour change
for adjacent colours and not for separate colours?

underline: Yes/No

Are there maxima and minima in the colour change
for adjacent colours and not for separate colours?

underline: Yes/No

Remarks:.....

Part 1

OE890-3N-131-1

Documentation of file format, hardware and software for this test:

PDF-File: <http://130.149.60.45/farbmetrik/OE89/OE89L0NP.PDF>

underline Yes/No

PS-File: <http://130.149.60.45/farbmetrik/OE89/OE89L0NA.PS>

or underline Yes/No

Used computer operating system:

either one of Windows/Mac/Unix/other and version:.....

This evaluation is for the device output:

underline monitor/data projector/printer

Device model, driver and version:.....

Device output with PDF/PS-file:

underline PDF/PS-file

For device output with PDF-file OE89L0NP.PDF:

either PDF-file transfer "download, copy" to PDF device.....
or with computer system interpretation by "Display-PDF":.....
or with software. e. g. Adobe-Reader/-Acrobat and version:.....
or with software e. g. Ghostscript and version:.....

For device output with PS-file OE89L0NA.PS:

either PS-file transfer "download, copy" to PS device.....
or with computer system interpretation by "Display-PS":.....
or with software e. g. Ghostscript and version:.....
or with software e. g. Mac-Yap and version:.....

Special remarks:Special remarks, e. g. output of Landscape (L)

.....
.....
.....

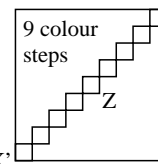
Part 3

OE890-7N-131-1

Regular colour spacing between colours Z-X' and Z-X (Yes/No decision)

Layout example: hue plane O-C, Y-V oder L-M mit 9 colour steps

White W



Chromatic X
X = O, Y, L

There are three opposite hue planes
O-C, Y-V, and L-M.

The colour steps are separate in the
upper figure part and ajacent
ajacent in the lower figure part.
Between X' and X there are 9 colour steps.
Mean grey Z is the mean step of X'-X.

Chromatic X'
X' = C, V, M

Black N

All colour steps of the three hue planes O-L, Y-V and L-M should be regular for
separate and adjacent colours without large chromatic jumps at mean grey Z

Is the colour spacing regular at mean grey Z?

underline: Yes/No

Remark: The colour spacing is not regular if there is at least one Yes
in one of the following cases; for example see Annex (X):

Are there colour jumps at the mean grey colour Z towards X or X'
for adjacent colours?

underline: Yes/No

Are there colour jumps at the mean grey colour Z towards X or X'
for separate colours

underline: Yes/No

Remarks: A colour jump has at least twice the colour change compared to the mean change.

Part 2

OE891-3N-131-1

Documentation of assessor colour vision properties for visual assessment

The assessor has **normal** colour vision according to one test:

either according to DIN 6160:1996 with Anomaloskop of Nagel

or with test charts using colour points according to Ishihara

or tested with, please specify:

underline Yes/No

underline Yes/unknown

underline Yes/unknown

underline Yes/unknown

For visual evaluation of the display (monitor, data projector) output

Office workplace illumination is daylight (clouded/north sky)

underline Yes/No

PDF file: <http://130.149.60.45/farbmetrik/OE89/OE89F1P2.PDF>

underline Yes/No

PS file: <http://130.149.60.45/farbmetrik/OE89/OE89F1P2.PS>

underline Yes/No

Picture A7-131-2: **contrast range:** (>F:0) (F:0) (E:0) (D:0) (C:0) (A:0) (9:0) (7:0) (5:0) (3:0) (<3:0)

compare standard print output according to ISO/IEC 15775 with range F:0

underline range

Remark: In daylighted offices the contrast range is in many cases:

on display between: >F:0 and E:0 (monitor), D:0 and 3:0 (data projector)

Only for optional colorimetric specification with PDF/PS file output

PDF-File: <http://130.149.60.45/farbmetrik/OE89/OE89F1P2.PDF>

picture A7-131-2

underline Yes/No

PS-File: <http://130.149.60.45/farbmetrik/OE89/OE89F1P2.PS>

picture A7-131-2

or underline Yes/No

colour measurement and specification for:

CIE standard illuminant D65, 2 degree observer, CIE 45/0 geometry:

underline Yes/No

If No, please give other parameters:

Colorimetric specification with PS file for colours in the columns A to T

Exchange of CIELAB data in file www.ps.bam.de/De17/10L/L17e00NP.PS and transfer

of the PS-file L17e00NP.PS in PDF-file L17e00NP.PDF

underline Yes/No

If No, please describe other method:

Part 4

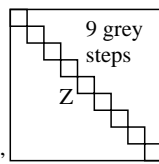
OE891-7N-131-1

OE89: Form A test chart 2 according to DIN 33872-6; 1MR, DEH input: *cmY0* (→*cmY0**_{de}) *setcmYk*
Equivalent and regular colour spacing (Yes/No-decision) output 130-1: *g_P*=1.0; *g_N*=1.08

Equivalent spacing for separate and adjacent colours (Yes/No decision)

Layout example: hue plane O-C, Y-V oder L-M mit 9 grey steps

White W



Chromatic X
X = O, Y, L

There are three opposite hue planes
O-C, Y-V, and L-M.

The colour steps are
separate in the upper figure part and
ajacent in the lower figure part.
Between N and W there are 9 grey steps.
Mean grey Z is the mean step of N-W.

Chromatic X'
X' = C, V, M

Black N

All the stepings of the three hue planes O-L, Y-V and L-M should be equivalent for
separate and adjacent colours.

Is the spacing equivalent for separate and adjacent colours?

underline: Yes/No

Remark: The spacing is not equivalent if there is at least one Yes
in one of the following cases; for example see Annex (X):

Is there a continuous colour change
for adjacent colours and not for separate colours?

underline: Yes/No

Are there maxima and minima in the colour change
for adjacent colours and not for separate colours?

underline: Yes/No

Remarks:.....

Part 1

OE890-3N-132-1

Documentation of file format, hardware and software for this test:

PDF-File: <http://130.149.60.45/farbmetrik/OE89/OE89L0NP.PDF>

underline Yes/No

PS-File: <http://130.149.60.45/farbmetrik/OE89/OE89L0NA.PS>

or underline Yes/No

Used computer operating system:

either one of Windows/Mac/Unix/other and version:.....

This evaluation is for the device output:

underline monitor/data projector/printer

Device model, driver and version:.....

Device output with PDF/PS-file:

underline PDF/PS-file

For device output with PDF-file OE89L0NP.PDF:

either PDF-file transfer "download, copy" to PDF device.....
or with computer system interpretation by "Display-PDF":.....
or with software. e. g. Adobe-Reader/-Acrobat and version:.....
or with software e. g. Ghostscript and version:.....

For device output with PS-file OE89L0NA.PS:

either PS-file transfer "download, copy" to PS device.....
or with computer system interpretation by "Display-PS":.....
or with software e. g. Ghostscript and version:.....
or with software e. g. Mac-Yap and version:.....

Special remarks:Special remarks, e. g. output of Landscape (L)

.....
.....
.....

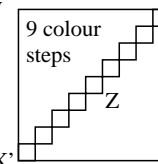
Part 3

OE890-7N-132-1

Regular colour spacing between colours Z-X' and Z-X (Yes/No decision)

Layout example: hue plane O-C, Y-V oder L-M mit 9 colour steps

White W



Chromatic X
X = O, Y, L

There are three opposite hue planes
O-C, Y-V, and L-M.

The colour steps are separate in the
upper figure part and ajacent
ajacent in the lower figure part.
Between X' and X there are 9 colour steps.
Mean grey Z is the mean step of X'-X.

Chromatic X'
X' = C, V, M

Black N

All colour steps of the three hue planes O-L, Y-V and L-M should be regular for
separate and adjacent colours without large chromatic jumps at mean grey Z

Is the colour spacing regular at mean grey Z?

underline: Yes/No

Remark: The colour spacing is not regular if there is at least one Yes
in one of the following cases; for example see Annex (X):

Are there colour jumps at the mean grey colour Z towards X or X'
for adjacent colours?

underline: Yes/No

Are there colour jumps at the mean grey colour Z towards X or X'
for separate colours

underline: Yes/No

Remarks: A colour jump has at least twice the colour change compared to the mean change.

Part 2

OE891-3N-132-1

Documentation of assessor colour vision properties for visual assessment

The assessor has **normal** colour vision according to one test:

either according to DIN 6160:1996 with Anomaloskop of Nagel

or with test charts using colour points according to Ishihara

or tested with, please specify:

underline Yes/No

underline Yes/unknown

underline Yes/unknown

underline Yes/unknown

For visual evaluation of the display (monitor, data projector) output

Office workplace illumination is daylight (clouded/north sky)

underline Yes/No

PDF file: <http://130.149.60.45/farbmetrik/OE89/OE89F1P2.PDF>

underline Yes/No

PS file: <http://130.149.60.45/farbmetrik/OE89/OE89F1P2.PS>

underline Yes/No

Picture A7-132-2: **contrast range:** (>F:0) (F:0) (E:0) (D:0) (C:0) (A:0) (9:0) (7:0) (5:0) (3:0) (<3:0)

compare standard print output according to ISO/IEC 15775 with range F:0 underline range

Remark: In daylighted offices the contrast range is in many cases:

on display between: >F:0 and E:0 (monitor), D:0 and 3:0 (data projector)

Only for optional colorimetric specification with PDF/PS file output

PDF-File: <http://130.149.60.45/farbmetrik/OE89/OE89F1P2.PDF>

picture A7-132-2

underline Yes/No

PS-File: <http://130.149.60.45/farbmetrik/OE89/OE89F1P2.PS>

picture A7-132-2

or underline Yes/No

colour measurement and specification for:

CIE standard illuminant D65, 2 degree observer, CIE 45/0 geometry:

underline Yes/No

If No, please give other parameters:

Colorimetric specification with PS file for colours in the columns A to T

Exchange of CIELAB data in file www.ps.bam.de/De17/10L/L17e00NP.PS and transfer

of the PS-file L17e00NP.PS in PDF-file L17e00NP.PDF

underline Yes/No

If No, please describe other method:

Part 4

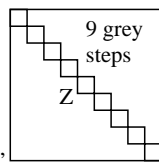
OE891-7N-132-1

OE89: Form A test chart 2 according to DIN 33872-6; 1MR, DEH input: cmy_0 ($\rightarrow cmy_0^*_{de}$) setcmyk
Equivalent and regular colour spacing (Yes/No-decision) output 130-1: $g_P=1.0$; $g_N=1.17$

Equivalent spacing for separate and adjacent colours (Yes/No decision)

Layout example: hue plane O-C, Y-V oder L-M mit 9 grey steps

White W



Chromatic X
X = O, Y, L

There are three opposite hue planes
O-C, Y-V, and L-M.

The colour steps are
separate in the upper figure part and
ajacent in the lower figure part.
Between N and W there are 9 grey steps.
Mean grey Z is the mean step of N-W.

Chromatic X'
X' = C, V, M

Black N

All the stepings of the three hue planes O-L, Y-V and L-M should be equivalent for
separate and adjacent colours.

Is the spacing equivalent for separate and adjacent colours?

underline: Yes/No

Remark: The spacing is not equivalent if there is at least one Yes
in one of the following cases; for example see Annex (X):

Is there a continuous colour change
for adjacent colours and not for separate colours?

underline: Yes/No

Are there maxima and minima in the colour change
for adjacent colours and not for separate colours?

underline: Yes/No

Remarks:.....

Part 1

OE890-3N-133-1

Documentation of file format, hardware and software for this test:

PDF-File: <http://130.149.60.45/farbmetrik/OE89/OE89L0NP.PDF>

underline Yes/No

PS-File: <http://130.149.60.45/farbmetrik/OE89/OE89L0NA.PS>

or underline Yes/No

Used computer operating system:

either one of Windows/Mac/Unix/other and version:.....

This evaluation is for the device output:

underline monitor/data projector/printer

Device model, driver and version:.....

Device output with PDF/PS-file:

underline PDF/PS-file

For device output with PDF-file OE89L0NP.PDF:

either PDF-file transfer "download, copy" to PDF device.....
or with computer system interpretation by "Display-PDF":.....
or with software. e. g. Adobe-Reader/-Acrobat and version:.....
or with software e. g. Ghostscript and version:.....

For device output with PS-file OE89L0NA.PS:

either PS-file transfer "download, copy" to PS device.....
or with computer system interpretation by "Display-PS":.....
or with software e. g. Ghostscript and version:.....
or with software e. g. Mac-Yap and version:.....

Special remarks:Special remarks, e. g. output of Landscape (L)

.....
.....
.....

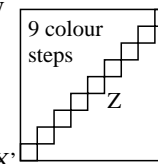
Part 3

OE890-7N-133-1

Regular colour spacing between colours Z-X' and Z-X (Yes/No decision)

Layout example: hue plane O-C, Y-V oder L-M mit 9 colour steps

White W



Chromatic X
X = O, Y, L

There are three opposite hue planes
O-C, Y-V, and L-M.

The colour steps are separate in the
upper figure part and adjacent
ajacent in the lower figure part.
Between X' and X there are 9 colour steps.
Mean grey Z is the mean step of X'-X.

Chromatic X'
X' = C, V, M

Black N

All colour steps of the three hue planes O-L, Y-V and L-M should be regular for
separate and adjacent colours without large chromatic jumps at mean grey Z

Is the colour spacing regular at mean grey Z?

underline: Yes/No

Remark: The colour spacing is not regular if there is at least one Yes
in one of the following cases; for example see Annex (X):

Are there colour jumps at the mean grey colour Z towards X or X'
for adjacent colours?

underline: Yes/No

Are there colour jumps at the mean grey colour Z towards X or X'
for separate colours

underline: Yes/No

Remarks: A colour jump has at least twice the colour change compared to the mean change.

Part 2

OE891-3N-133-1

Documentation of assessor colour vision properties for visual assessment

The assessor has **normal** colour vision according to one test:

either according to DIN 6160:1996 with Anomaloskop of Nagel

or with test charts using colour points according to Ishihara

or tested with, please specify:

underline Yes/No

underline Yes/unknown

underline Yes/unknown

underline Yes/unknown

For visual evaluation of the display (monitor, data projector) output

Office workplace illumination is daylight (clouded/north sky)

underline Yes/No

PDF file: <http://130.149.60.45/farbmetrik/OE89/OE89F1P2.PDF>

underline Yes/No

PS file: <http://130.149.60.45/farbmetrik/OE89/OE89F1P2.PS>

underline Yes/No

Picture A7-133-2: **contrast range:** (>F:0) (F:0) (E:0) (D:0) (C:0) (A:0) (9:0) (7:0) (5:0) (3:0) (<3:0)

compare standard print output according to ISO/IEC 15775 with range F:0

underline range

Remark: In daylighted offices the contrast range is in many cases:

on display between: >F:0 and E:0 (monitor), D:0 and 3:0 (data projector)

Only for optional colorimetric specification with PDF/PS file output

PDF-File: <http://130.149.60.45/farbmetrik/OE89/OE89F1P2.PDF>

picture A7-133-2

underline Yes/No

PS-File: <http://130.149.60.45/farbmetrik/OE89/OE89F1P2.PS>

picture A7-133-2

or underline Yes/No

colour measurement and specification for:

CIE standard illuminant D65, 2 degree observer, CIE 45/0 geometry:

underline Yes/No

If No, please give other parameters:

Colorimetric specification with PS file for colours in the columns A to T

Exchange of CIELAB data in file www.ps.bam.de/De17/10L/L17e00NP.PS and transfer

of the PS-file L17e00NP.PS in PDF-file L17e00NP.PDF

underline Yes/No

If No, please describe other method:

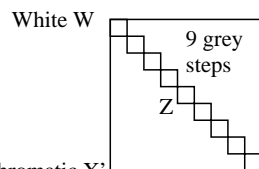
Part 4

OE891-7N-133-1

OE89: Form A test chart 2 according to DIN 33872-6; 1MR, DEH input: $cmy0$ ($\rightarrow cmy0^*_{de}$) setcmyk
Equivalent and regular colour spacing (Yes/No-decision) output 130-1: $g_P=1.0$; $g_N=1.29$

Equivalent spacing for separate and adjacent colours (Yes/No decision)

Layout example: hue plane O-C, Y-V oder L-M mit 9 grey steps



Chromatic X
X = O, Y, L

There are three opposite hue planes O-C, Y-V, and L-M.
The colour steps are separate in the upper figure part and adjacent in the lower figure part.
Between N and W there are 9 grey steps.
Mean grey Z is the mean step of N-W.

Black N

All the stepings of the three hue planes O-L, Y-V and L-M should be equivalent for separate and adjacent colours.

Is the spacing equivalent for separate and adjacent colours?

underline: Yes/No

Remark: The spacing is not equivalent if there is at least one Yes in one of the following cases; for example see Annex (X):

Is there a continuous colour change for adjacent colours and not for separate colours?

underline: Yes/No

Are there maxima and minima in the colour change for adjacent colours and not for separate colours?

underline: Yes/No

Remarks:.....

Part 1

OE890-3N-134-1

Documentation of file format, hardware and software for this test:

PDF-File: <http://130.149.60.45/farbmetrik/OE89/OE89L0NP.PDF> underline Yes/No

PS-File: <http://130.149.60.45/farbmetrik/OE89/OE89L0NA.PS> or underline Yes/No

Used computer operating system:

either one of Windows/Mac/Unix/other and version:.....

This evaluation is for the device output: underline monitor/data projector/printer

Device model, driver and version:.....

Device output with PDF/PS-file: underline PDF/PS-file

For device output with PDF-file OE89L0NP.PDF:

- either PDF-file transfer "download, copy" to PDF device.....
- or with computer system interpretation by "Display-PDF":.....
- or with software. e. g. Adobe-Reader/-Acrobat and version:.....
- or with software e. g. Ghostscript and version:.....

For device output with PS-file OE89L0NA.PS:

- either PS-file transfer "download, copy" to PS device.....
- or with computer system interpretation by "Display-PS":.....
- or with software e. g. Ghostscript and version:.....
- or with software e. g. Mac-Yap and version:.....

Special remarks:Special remarks, e. g. output of Landscape (L)

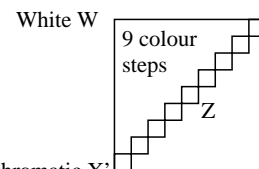
.....
.....
.....

Part 3

OE890-7N-134-1

Regular colour spacing between colours Z-X' and Z-X (Yes/No decision)

Layout example: hue plane O-C, Y-V oder L-M mit 9 colour steps



Chromatic X
X = O, Y, L

There are three opposite hue planes O-C, Y-V, and L-M.
The colour steps are separate in the upper figure part and adjacent in the lower figure part.
Between X' and X there are 9 colour steps.
Mean grey Z is the mean step of X'-X.

Chromatic X'
X' = C, V, M

Black N

All colour steps of the three hue planes O-L, Y-V and L-M should be regular for separate and adjacent colours without large chromatic jumps at mean grey Z

Is the colour spacing regular at mean grey Z?

underline: Yes/No

Remark: The colour spacing is not regular if there is at least one Yes in one of the following cases; for example see Annex (X):

Are there colour jumps at the mean grey colour Z towards X or X' for adjacent colours?

underline: Yes/No

Are there colour jumps at the mean grey colour Z towards X or X' for separate colours

underline: Yes/No

Remarks: A colour jump has at least twice the colour change compared to the mean change.

Part 2

OE891-3N-134-1

Documentation of assessor colour vision properties for visual assessment

The assessor has **normal** colour vision according to one test:

- either according to DIN 6160:1996 with Anomaloskop of Nagel
- or with test charts using colour points according to Ishihara
- or tested with, please specify:

underline Yes/No

underline Yes/unknown

underline Yes/unknown

underline Yes/unknown

For visual evaluation of the display (monitor, data projector) output

Office workplace illumination is daylight (clouded/north sky)

underline Yes/No

PDF file: <http://130.149.60.45/farbmetrik/OE89/OE89F1P2.PDF>

underline Yes/No

PS file: <http://130.149.60.45/farbmetrik/OE89/OE89F1P2.PS>

underline Yes/No

Picture A7-134-2: contrast range: (>F:0) (F:0) (E:0) (D:0) (C:0) (A:0) (9:0) (7:0) (5:0) (3:0) (<3:0) compare standard print output according to ISO/IEC 15775 with range F:0

underline range

Remark: In daylighted offices the contrast range is in many cases:
on display between: >F:0 and E:0 (monitor), D:0 and 3:0 (data projector)

Only for optional colorimetric specification with PDF/PS file output

PDF-File: <http://130.149.60.45/farbmetrik/OE89/OE89F1P2.PDF>

picture A7-134-2

underline Yes/No

PS-File: <http://130.149.60.45/farbmetrik/OE89/OE89F1P2.PS>

picture A7-134-2

or underline Yes/No

colour measurement and specification for:

CIE standard illuminant D65, 2 degree observer, CIE 45/0 geometry:

underline Yes/No

If No, please give other parameters:

Colorimetric specification with PS file for colours in the columns A to T

Exchange of CIELAB data in file www.ps.bam.de/De17/10L/L17e00NP.PS and transfer of the PS-file L17e00NP.PS in PDF-file L17e00NP.PDF

underline Yes/No

If No, please describe other method:

Part 4

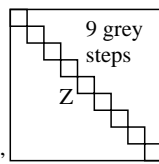
OE891-7N-134-1

OE89: Form A test chart 2 according to DIN 33872-6; 1MR, DEH input: cmy_0 ($\rightarrow cmy_0^*_{de}$) setcmyk
Equivalent and regular colour spacing (Yes/No-decision) output 130-1: $g_P=1.0$; $g_N=1.42$

Equivalent spacing for separate and adjacent colours (Yes/No decision)

Layout example: hue plane O-C, Y-V oder L-M mit 9 grey steps

White W



Chromatic X
X = O, Y, L

There are three opposite hue planes
O-C, Y-V, and L-M.

The colour steps are
separate in the upper figure part and
ajacent in the lower figure part.
Between N and W there are 9 grey steps.
Mean grey Z is the mean step of N-W.

Chromatic X'
X' = C, V, M

Black N

All the stepings of the three hue planes O-L, Y-V and L-M should be equivalent for
separate and adjacent colours.

Is the spacing equivalent for separate and adjacent colours?

underline: Yes/No

Remark: The spacing is not equivalent if there is at least one Yes
in one of the following cases; for example see Annex (X):

Is there a continuous colour change
for adjacent colours and not for separate colours?

underline: Yes/No

Are there maxima and minima in the colour change
for adjacent colours and not for separate colours?

underline: Yes/No

Remarks:.....

Part 1

OE890-3N-135-1

Documentation of file format, hardware and software for this test:

PDF-File: <http://130.149.60.45/farbmetrik/OE89/OE89L0NP.PDF>

underline Yes/No

PS-File: <http://130.149.60.45/farbmetrik/OE89/OE89L0NA.PS>

or underline Yes/No

Used computer operating system:

either one of Windows/Mac/Unix/other and version:.....

This evaluation is for the device output:

underline monitor/data projector/printer

Device model, driver and version:.....

Device output with PDF/PS-file:

underline PDF/PS-file

For device output with PDF-file OE89L0NP.PDF:

either PDF-file transfer "download, copy" to PDF device.....
or with computer system interpretation by "Display-PDF":.....
or with software. e. g. Adobe-Reader/-Acrobat and version:.....
or with software e. g. Ghostscript and version:.....

For device output with PS-file OE89L0NA.PS:

either PS-file transfer "download, copy" to PS device.....
or with computer system interpretation by "Display-PS":.....
or with software e. g. Ghostscript and version:.....
or with software e. g. Mac-Yap and version:.....

Special remarks:Special remarks, e. g. output of Landscape (L)

.....
.....
.....

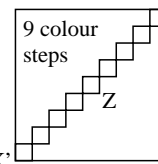
Part 3

OE890-7N-135-1

Regular colour spacing between colours Z-X' and Z-X (Yes/No decision)

Layout example: hue plane O-C, Y-V oder L-M mit 9 colour steps

White W



Chromatic X
X = O, Y, L

There are three opposite hue planes
O-C, Y-V, and L-M.

The colour steps are separate in the
upper figure part and ajacent
ajacent in the lower figure part.
Between X' and X there are 9 colour steps.
Mean grey Z is the mean step of X'-X.

Chromatic X'
X' = C, V, M

Black N

All colour steps of the three hue planes O-L, Y-V and L-M should be regular for
separate and adjacent colours without large chromatic jumps at mean grey Z

Is the colour spacing regular at mean grey Z?

underline: Yes/No

Remark: The colour spacing is not regular if there is at least one Yes
in one of the following cases; for example see Annex (X):

Are there colour jumps at the mean grey colour Z towards X or X'
for adjacent colours?

underline: Yes/No

Are there colour jumps at the mean grey colour Z towards X or X'
for separate colours

underline: Yes/No

Remarks: A colour jump has at least twice the colour change compared to the mean change.

Part 2

OE891-3N-135-1

Documentation of assessor colour vision properties for visual assessment

The assessor has **normal** colour vision according to one test:

either according to DIN 6160:1996 with Anomaloskop of Nagel

or with test charts using colour points according to Ishihara

or tested with, please specify:

underline Yes/No

underline Yes/unknown

underline Yes/unknown

underline Yes/unknown

For visual evaluation of the display (monitor, data projector) output

Office workplace illumination is daylight (clouded/north sky)

underline Yes/No

PDF file: <http://130.149.60.45/farbmetrik/OE89/OE89F1P2.PDF>

underline Yes/No

PS file: <http://130.149.60.45/farbmetrik/OE89/OE89F1P2.PS>

underline Yes/No

Picture A7-135-2: contrast range: (>F:0) (F:0) (E:0) (D:0) (C:0) (A:0) (9:0) (7:0) (5:0) (3:0) (<3:0)

compare standard print output according to ISO/IEC 15775 with range F:0

underline range

Remark: In daylighted offices the contrast range is in many cases:

on display between: >F:0 and E:0 (monitor), D:0 and 3:0 (data projector)

Only for optional colorimetric specification with PDF/PS file output

PDF-File: <http://130.149.60.45/farbmetrik/OE89/OE89F1P2.PDF>

picture A7-135-2

underline Yes/No

PS-File: <http://130.149.60.45/farbmetrik/OE89/OE89F1P2.PS>

picture A7-135-2

or underline Yes/No

colour measurement and specification for:

CIE standard illuminant D65, 2 degree observer, CIE 45/0 geometry:

underline Yes/No

If No, please give other parameters:

Colorimetric specification with PS file for colours in the columns A to T

Exchange of CIELAB data in file www.ps.bam.de/De17/10L/L17e00NP.PS and transfer

of the PS-file L17e00NP.PS in PDF-file L17e00NP.PDF

underline Yes/No

If No, please describe other method:

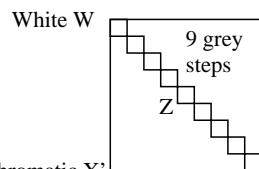
Part 4

OE891-7N-135-1

OE89: Form A test chart 2 according to DIN 33872-6; 1MR, DEH input: cmy_0 ($\rightarrow cmy_0^*_{de}$) setcmyk
Equivalent and regular colour spacing (Yes/No-decision) output 130-1: $g_P=1.0$; $g_N=1.6$

Equivalent spacing for separate and adjacent colours (Yes/No decision)

Layout example: hue plane O-C, Y-V oder L-M mit 9 grey steps



Chromatic X
X = O, Y, L

There are three opposite hue planes O-C, Y-V, and L-M.
The colour steps are separate in the upper figure part and adjacent in the lower figure part.
Between N and W there are 9 grey steps.
Mean grey Z is the mean step of N-W.

Black N

All the stepings of the three hue planes O-L, Y-V and L-M should be equivalent for separate and adjacent colours.

Is the spacing equivalent for separate and adjacent colours?

underline: Yes/No

Remark: The spacing is not equivalent if there is at least one Yes in one of the following cases; for example see Annex (X):

Is there a continuous colour change for adjacent colours and not for separate colours?

underline: Yes/No

Are there maxima and minima in the colour change for adjacent colours and not for separate colours?

underline: Yes/No

Remarks:.....

Part 1

OE890-3N-136-1

Documentation of file format, hardware and software for this test:

PDF-File: <http://130.149.60.45/farbmetrik/OE89/OE89L0NP.PDF> underline Yes/No

PS-File: <http://130.149.60.45/farbmetrik/OE89/OE89L0NA.PS> or underline Yes/No

Used computer operating system:

either one of Windows/Mac/Unix/other and version:.....

This evaluation is for the device output: underline monitor/data projector/printer

Device model, driver and version:.....

Device output with PDF/PS-file: underline PDF/PS-file

For device output with PDF-file OE89L0NP.PDF:

either PDF-file transfer "download, copy" to PDF device.....
or with computer system interpretation by "Display-PDF":.....
or with software. e. g. Adobe-Reader/-Acrobat and version:.....
or with software e. g. Ghostscript and version:.....

For device output with PS-file OE89L0NA.PS:

either PS-file transfer "download, copy" to PS device.....
or with computer system interpretation by "Display-PS":.....
or with software e. g. Ghostscript and version:.....
or with software e. g. Mac-Yap and version:.....

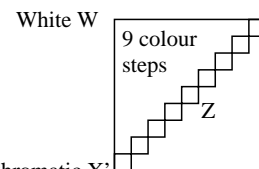
Special remarks:Special remarks, e. g. output of Landscape (L)

Part 3

OE890-7N-136-1

Regular colour spacing between colours Z-X' and Z-X (Yes/No decision)

Layout example: hue plane O-C, Y-V oder L-M mit 9 colour steps



Chromatic X
X = O, Y, L

There are three opposite hue planes O-C, Y-V, and L-M.
The colour steps are separate in the upper figure part and adjacent in the lower figure part.
Between X' and X there are 9 colour steps.
Mean grey Z is the mean step of X'-X.

Black N

All colour steps of the three hue planes O-L, Y-V and L-M should be regular for separate and adjacent colours without large chromatic jumps at mean grey Z

Is the colour spacing regular at mean grey Z?

underline: Yes/No

Remark: The colour spacing is not regular if there is at least one Yes in one of the following cases; for example see Annex (X):

Are there colour jumps at the mean grey colour Z towards X or X' for adjacent colours?

underline: Yes/No

Are there colour jumps at the mean grey colour Z towards X or X' for separate colours

underline: Yes/No

Remarks: A colour jump has at least twice the colour change compared to the mean change.

Part 2

OE891-3N-136-1

Documentation of assessor colour vision properties for visual assessment

The assessor has **normal** colour vision according to one test:

either according to DIN 6160:1996 with Anomaloskop of Nagel

underline Yes/No

or with test charts using colour points according to Ishihara

underline Yes/unknown

or tested with, please specify:

underline Yes/unknown

underline Yes/unknown

For visual evaluation of the display (monitor, data projector) output

Office workplace illumination is daylight (clouded/north sky)

underline Yes/No

PDF file: <http://130.149.60.45/farbmetrik/OE89/OE89F1P2.PDF>

underline Yes/No

PS file: <http://130.149.60.45/farbmetrik/OE89/OE89F1P2.PS>

underline Yes/No

Picture A7-136-2: contrast range: (>F:0) (F:0) (E:0) (D:0) (C:0) (A:0) (9:0) (7:0) (5:0) (3:0) (<3:0)

compare standard print output according to ISO/IEC 15775 with range F:0 underline range

Remark: In daylighted offices the contrast range is in many cases:

on display between: >F:0 and E:0 (monitor), D:0 and 3:0 (data projector)

Only for optional colorimetric specification with PDF/PS file output

PDF-File: <http://130.149.60.45/farbmetrik/OE89/OE89F1P2.PDF>

picture A7-136-2

underline Yes/No

PS-File: <http://130.149.60.45/farbmetrik/OE89/OE89F1P2.PS>

picture A7-136-2

or underline Yes/No

colour measurement and specification for:

CIE standard illuminant D65, 2 degree observer, CIE 45/0 geometry:

underline Yes/No

If No, please give other parameters:

Colorimetric specification with PS file for colours in the columns A to T

Exchange of CIELAB data in file www.ps.bam.de/De17/10L/L17e00NP.PS and transfer

of the PS-file L17e00NP.PS in PDF-file L17e00NP.PDF

underline Yes/No

If No, please describe other method:

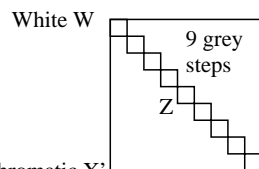
Part 4

OE891-7N-136-1

OE89: Form A test chart 2 according to DIN 33872-6; 1MR, DEH input: cmy_0 ($\rightarrow cmy_0^*_{de}$) setcmyk
Equivalent and regular colour spacing (Yes/No-decision) output 130-1: $g_P=1.0$; $g_N=1.81$

Equivalent spacing for separate and adjacent colours (Yes/No decision)

Layout example: hue plane O-C, Y-V oder L-M mit 9 grey steps



Chromatic X
X = O, Y, L

There are three opposite hue planes O-C, Y-V, and L-M.
The colour steps are separate in the upper figure part and adjacent in the lower figure part.
Between N and W there are 9 grey steps.
Mean grey Z is the mean step of N-W.

Black N

All the stepings of the three hue planes O-L, Y-V and L-M should be equivalent for separate and adjacent colours.

Is the spacing equivalent for separate and adjacent colours?

underline: Yes/No

Remark: The spacing is not equivalent if there is at least one Yes in one of the following cases; for example see Annex (X):

Is there a continuous colour change for adjacent colours and not for separate colours?

underline: Yes/No

Are there maxima and minima in the colour change for adjacent colours and not for separate colours?

underline: Yes/No

Remarks:.....

Part 1

OE890-3N-137-1

Documentation of file format, hardware and software for this test:

PDF-File: <http://130.149.60.45/farbmetrik/OE89/OE89L0NP.PDF> underline Yes/No

PS-File: <http://130.149.60.45/farbmetrik/OE89/OE89L0NA.PS> or underline Yes/No

Used computer operating system:

either one of Windows/Mac/Unix/other and version:.....

This evaluation is for the device output: underline monitor/data projector/printer

Device model, driver and version:.....

Device output with PDF/PS-file: underline PDF/PS-file

For device output with PDF-file OE89L0NP.PDF:

- either PDF-file transfer "download, copy" to PDF device.....
- or with computer system interpretation by "Display-PDF":.....
- or with software. e. g. Adobe-Reader/-Acrobat and version:.....
- or with software e. g. Ghostscript and version:.....

For device output with PS-file OE89L0NA.PS:

- either PS-file transfer "download, copy" to PS device.....
- or with computer system interpretation by "Display-PS":.....
- or with software e. g. Ghostscript and version:.....
- or with software e. g. Mac-Yap and version:.....

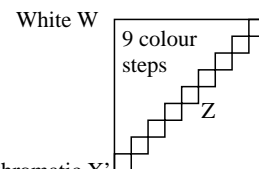
Special remarks:Special remarks, e. g. output of Landscape (L)

Part 3

OE890-7N-137-1

Regular colour spacing between colours Z-X' and Z-X (Yes/No decision)

Layout example: hue plane O-C, Y-V oder L-M mit 9 colour steps



Chromatic X
X = O, Y, L

There are three opposite hue planes O-C, Y-V, and L-M.
The colour steps are separate in the upper figure part and adjacent in the lower figure part.
Between X' and X there are 9 colour steps.
Mean grey Z is the mean step of X'-X.

Black N

All colour steps of the three hue planes O-L, Y-V and L-M should be regular for separate and adjacent colours without large chromatic jumps at mean grey Z

Is the colour spacing regular at mean grey Z?

underline: Yes/No

Remark: The colour spacing is not regular if there is at least one Yes in one of the following cases; for example see Annex (X):

Are there colour jumps at the mean grey colour Z towards X or X' for adjacent colours?

underline: Yes/No

Are there colour jumps at the mean grey colour Z towards X or X' for separate colours

underline: Yes/No

Remarks: A colour jump has at least twice the colour change compared to the mean change.

Part 2

OE891-3N-137-1

Documentation of assessor colour vision properties for visual assessment

The assessor has **normal** colour vision according to one test:

- either according to DIN 6160:1996 with Anomaloskop of Nagel
- or with test charts using colour points according to Ishihara
- or tested with, please specify:

underline Yes/No

underline Yes/unknown

underline Yes/unknown

underline Yes/unknown

For visual evaluation of the display (monitor, data projector) output

Office workplace illumination is daylight (clouded/north sky)

underline Yes/No

PDF file: <http://130.149.60.45/farbmetrik/OE89/OE89F1P2.PDF>

underline Yes/No

PS file: <http://130.149.60.45/farbmetrik/OE89/OE89F1P2.PS>

underline Yes/No

Picture A7-137-2: **contrast range:** (>F:0) (F:0) (E:0) (D:0) (C:0) (A:0) (9:0) (7:0) (5:0) (3:0) (<3:0) compare standard print output according to ISO/IEC 15775 with range F:0

underline range

Remark: In daylighted offices the contrast range is in many cases: on display between: >F:0 and E:0 (monitor), D:0 and 3:0 (data projector)

Only for optional colorimetric specification with PDF/PS file output

PDF-File: <http://130.149.60.45/farbmetrik/OE89/OE89F1P2.PDF>

picture A7-137-2

underline Yes/No

PS-File: <http://130.149.60.45/farbmetrik/OE89/OE89F1P2.PS>

picture A7-137-2

or underline Yes/No

colour measurement and specification for:

CIE standard illuminant D65, 2 degree observer, CIE 45/0 geometry:

underline Yes/No

If No, please give other parameters:

Colorimetric specification with PS file for colours in the columns A to T

Exchange of CIELAB data in file www.ps.bam.de/De17/10L/L17e00NP.PS and transfer of the PS-file L17e00NP.PS in PDF-file L17e00NP.PDF

underline Yes/No

If No, please describe other method:

Part 4

OE891-7N-137-1

OE89: Form A test chart 2 according to DIN 33872-6; 1MR, DEH input: cmy_0 ($\rightarrow cmy_0^*_{de}$) setcmyk
Equivalent and regular colour spacing (Yes/No-decision) output 130-1: $g_P=1.0$; $g_N=2.1$