http://130.149.60.45/~farbmetrik/RI96/RI96L0NP.PDF /.PS; uscita di trasferimento
N: nessun 3D-linearizzazione (OL) nel file (F) o PS-startup (S), pagina 2/2

RI960−3, Fig. D1We: motivo floreale, 14 prova colori CIE i 2 + 16 grigio passi (sf); ; *PS* operator *3 colorimage*

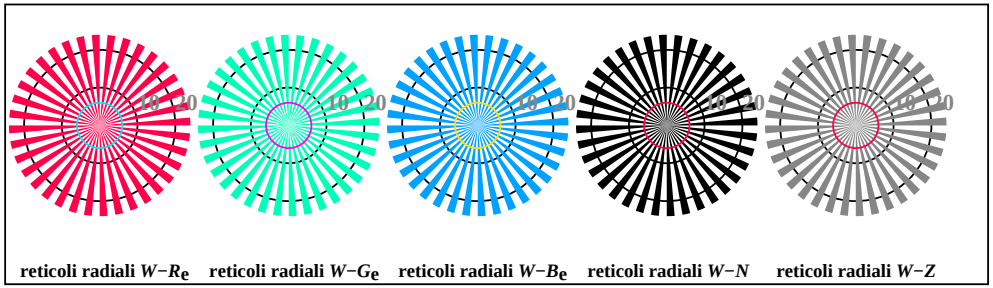

RI960−5, Fig. D2We: reticoli radiali $W-R_e$; $W-G_e$; $W-B_e$; $W-N$; *PS* operator $rgb->rgb_e$ *setrgbcolor*

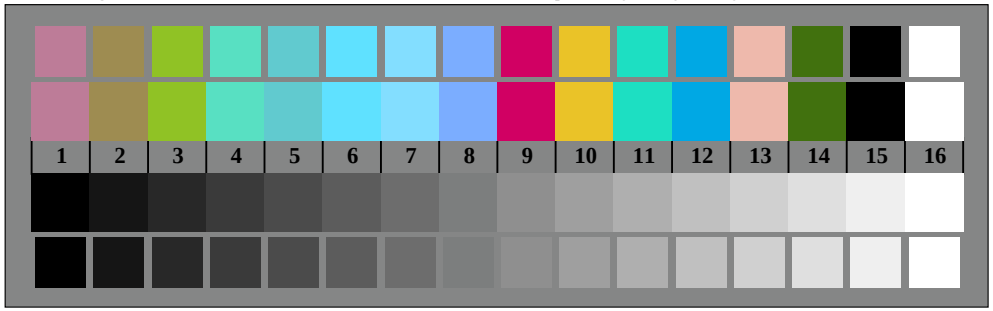

RI960−7, Fig. D3We: 14 prova colori CIE i 2 + 16 grigio passi (sf); $rgb/cmy0->rgb_e$ *setrgbcolor*

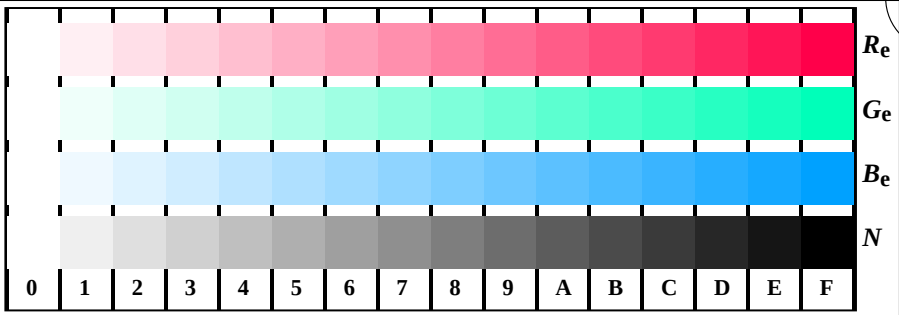

RI961−1, Fig. D4We: 16 equidistante passi $W-R_e$; $W-G_e$; $W-B_e$; $W-N$; $rgb/cmy0->rgb_e$ *setrgbcolor*

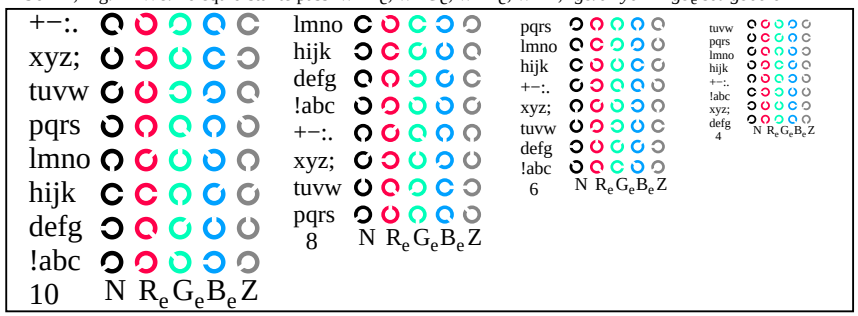

RI961−3, Fig. D5We: codice i Landolt anelli N; R_e; G_e; B_e; Z; *PS* operator $rgb->rgb_e$ *setrgbcolor*



RI961−5, Fig. D6We: anelli di Landolt $W-R_e$; $W-G_e$; *PS* operator $rgb->rgb_e$ *setrgbcolor*



RI961−7, Fig. D7We: anelli di Landolt $W-B_e$; $W-N$; *PS* operator $rgb->rgb_e$ *setrgbcolor*

vedere dei file simili: http://130.149.60.45/~farbmetrik/RI96/RI96.HTM
informazioni tecniche: http://www.ps.bam.de o http://130.149.60.45/~farbmetrik

TUB iscrizione: 20130201-RI96/RI96L0NP.PDF /.PS
la domanda per la misura di stampa di display, nessuna separazione

TUB materiale: code=rha4ta

grafico RI96; 4(ISO/IEC 15775 + ISO/IEC TR 24705)
prova cromatica grafico *RGB*, 3D=0, de=1, *sRGB*

immettere: $rgb/cmyk -> rgb_e$
uscita: trasferire a rgb_e