http://130.149.60.45/~farbmetrik/RI97/RI97L0FP.PDF /.PS; 3D-linearizzzazione
F: 3D-linearizzzazione RI97/RI97LI30FP.DAT nel file (F), pagina 2/2

RI970−3, Fig. D1Wdd: motivo floreale, 14 prova colori CIE i 2 + 16 grigio passi (sf); ; *PS 4 colorimage*

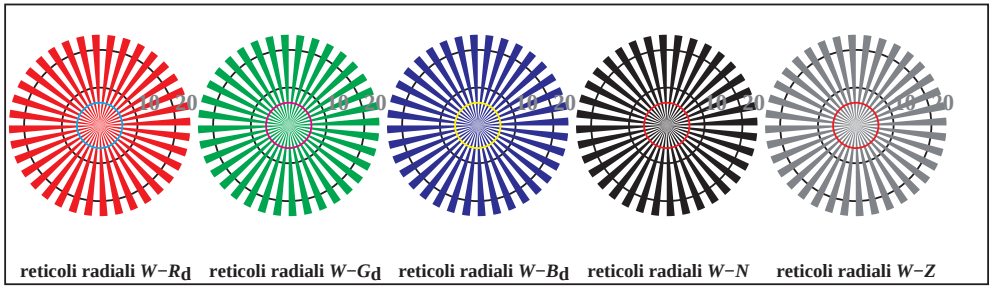

RI970−5, Fig. D2Wdd: reticoli radiali $W-R_d$; $W-G_d$; $W-B_d$; $W-N$; *PS* operator $rgb->rgb_{dd}$ *setrgbcolor*



RI970−7, Fig. D3Wdd: 14 prova colori CIE i 2 + 16 grigio passi (sf); $rgb/cmy0->rgb_{dd}$ *setrgbcolor*

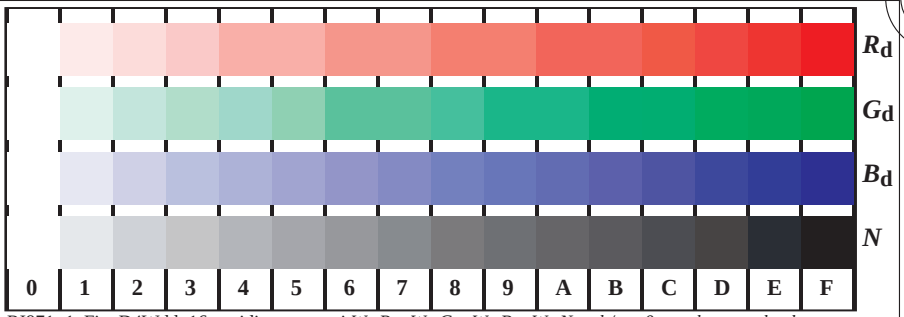

RI971−1, Fig. D4Wdd: 16 equidistante passi $W-R_d$; $W-G_d$; $W-B_d$; $W-N$; $rgb/cmy0->rgb_{dd}$ *setrgbcolor*

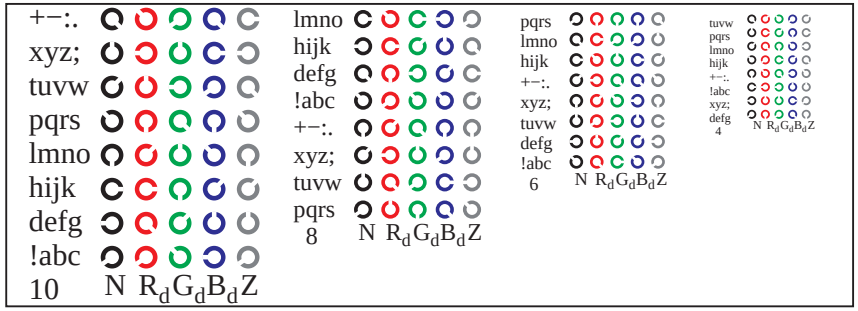

RI971−3, Fig. D5Wdd: codice i Landolt anelli N; R_d; G_d; B_d; Z; *PS* operator $rgb->rgb_{dd}$ *setrgbcolor*

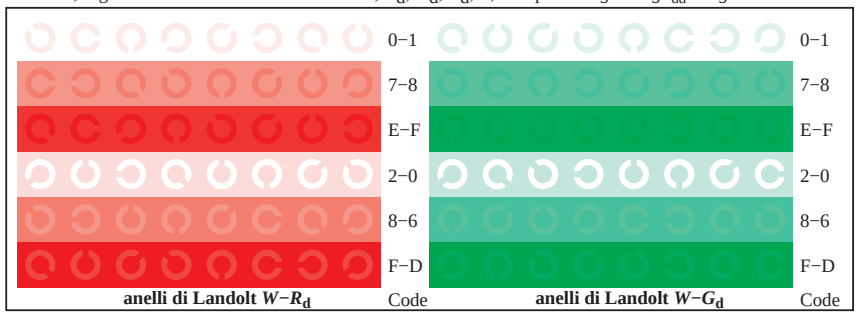

RI971−5, Fig. D6Wdd: anelli di Landolt $W-R_d$; $W-G_d$; *PS* operator $rgb->rgb_{dd}$ *setrgbcolor*



RI971−7, Fig. D7Wdd: anelli di Landolt $W-B_d$; $W-N$; *PS* operator $rgb->rgb_{dd}$ *setrgbcolor*

vedere dei file simili: http://130.149.60.45/~farbmetrik/RI97/RI97.HTM
informazioni tecniche: http://www.ps.bam.de o http://130.149.60.45/~farbmetrik

TUB iscrizione: 20130201-RI97/RI97L0FP.PDF /.PS
la domanda per la misura uscita nella stampa di offset, separazionecmyn6* (CMYK)
TUB materiale: code=rha4ta

grafico RI97; 4(ISO/IEC 15775 + ISO/IEC TR 24705)
prova cromatica grafico *RGB*, 3D=1, de=0, *cmyk**

immettere: $rgb/cmyk -> rgb_{dd}$
uscita: 3D-linearizzazione a $cmyk*_{dd}$