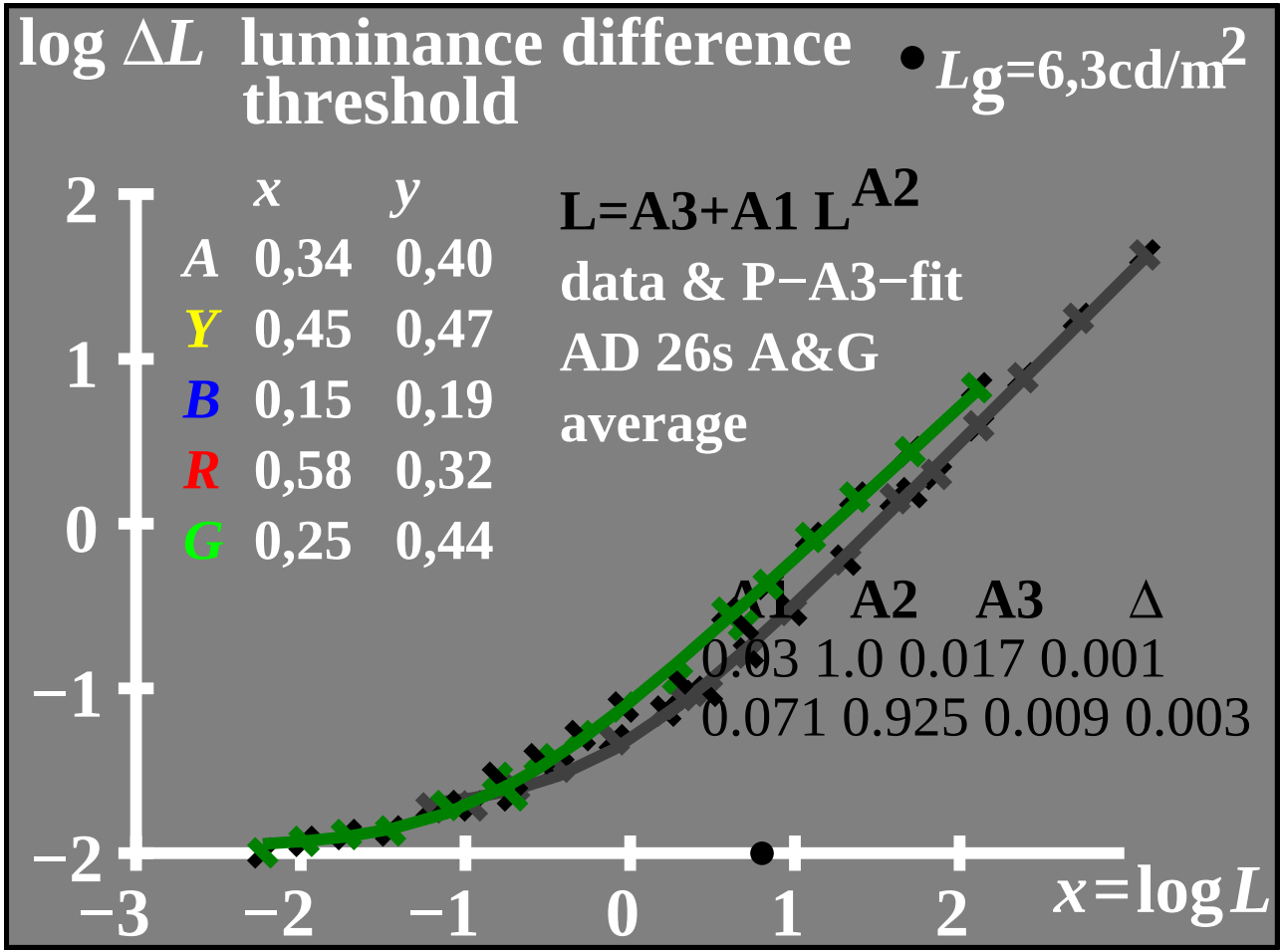
log ΔL luminance difference threshold
Lg=6,3cd/m2
x y
A 0,34 0,40
Y 0,45 0,47
B 0,15 0,19
R 0,58 0,32
G 0,25 0,44
L=A3+A1 L^A2
data & P−A3−fit
AD 26s A&G
average
A1 A2 A3 Δ
0.03 1.0 0.017 0.001
0.071 0.925 0.009 0.003
2
1
0
−1
−2
−3
−2
−1
0
1
2
x=log L

TE661−7A_1

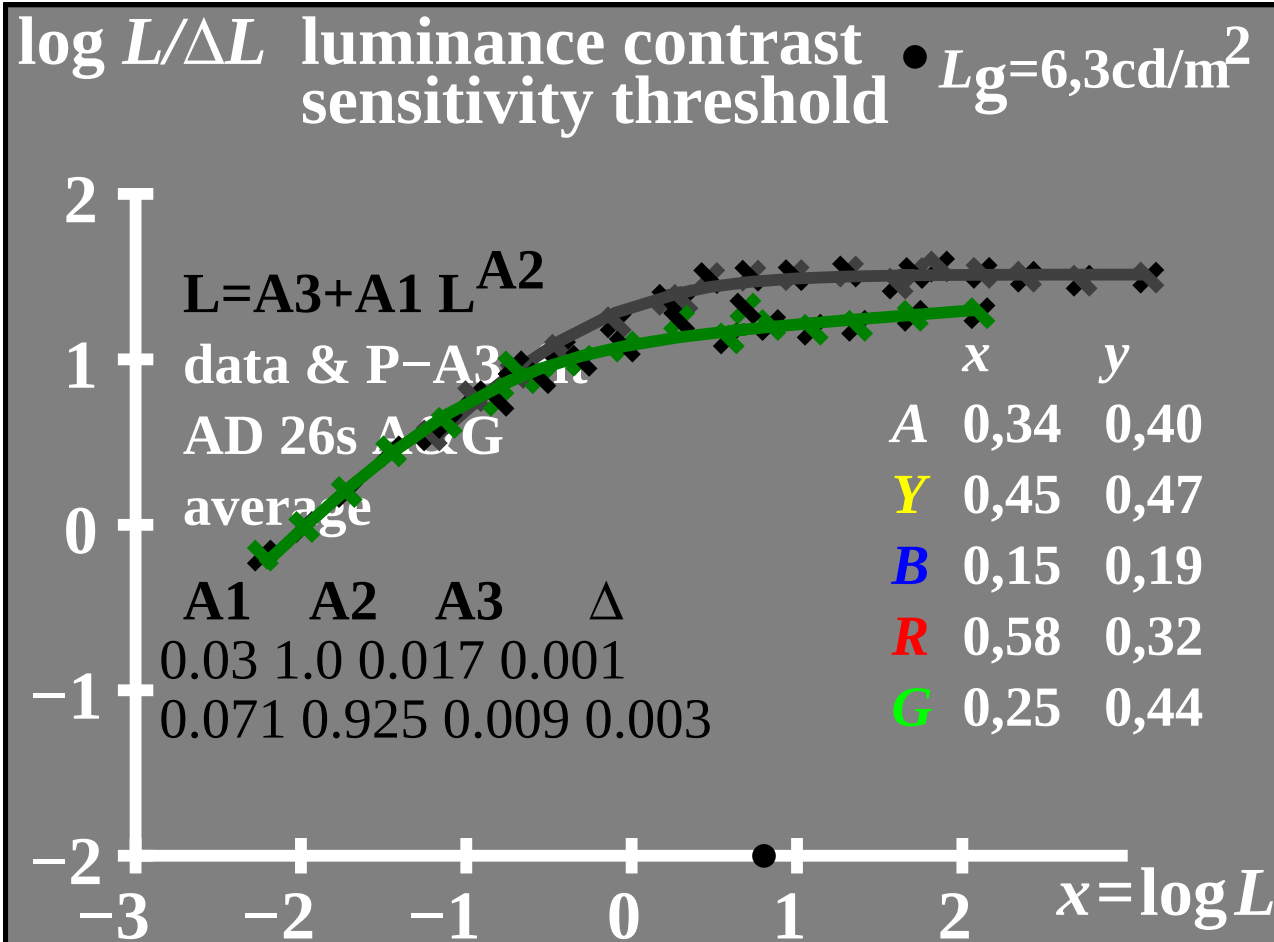
log L/ΔL luminance contrast sensitivity threshold
Lg=6,3cd/m2
L=A3+A1 L^A2
data & P−A3
AD 26s A&G
average
A1 A2 A3 Δ
0.03 1.0 0.017 0.001
0.071 0.925 0.009 0.003
x y
A 0,34 0,40
Y 0,45 0,47
B 0,15 0,19
R 0,58 0,32
G 0,25 0,44
2
1
0
−1
−2
−3
−2
−1
0
1
2
x=log L

TE661−7A_2

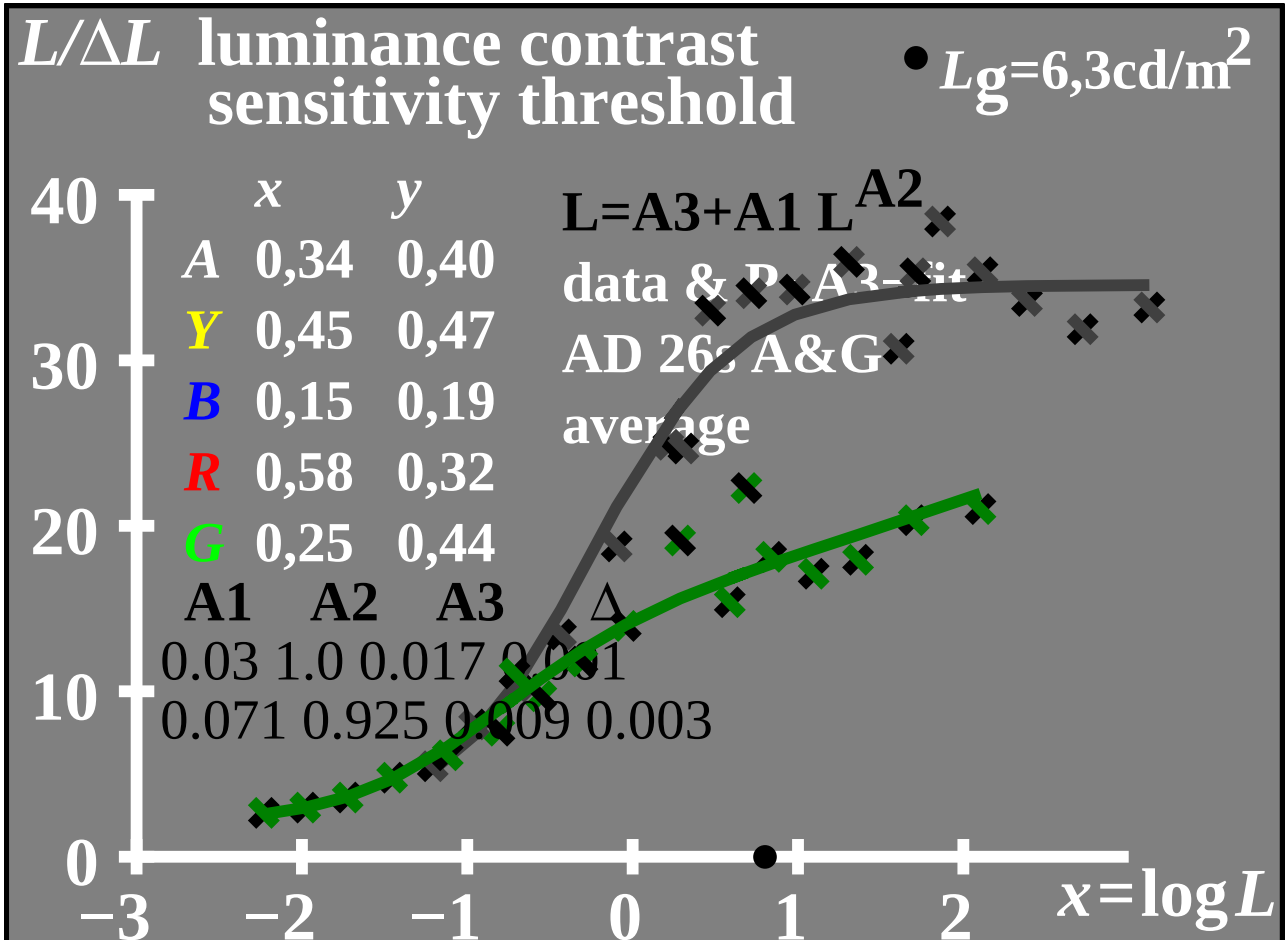
L/ΔL luminance contrast sensitivity threshold
Lg=6,3cd/m2
x y
A 0,34 0,40
Y 0,45 0,47
B 0,15 0,19
R 0,58 0,32
G 0,25 0,44
A1 A2 A3 Δ
0.03 1.0 0.017 0.001
0.071 0.925 0.009 0.003
L=A3+A1 LA2
data & P. A3-fit
AD 26s A&G
average
40
30
20
10
0
−3
−2
−1
0
1
2
x=log L

TE661−7A_3