http://130.149.60.45/~farbmetrik/TE70/TE70L0FP.PDF /.PS; 3D-linearization
F: 3D-linearization TE70/TE70LE30FP.DAT in file (F), page 2/2

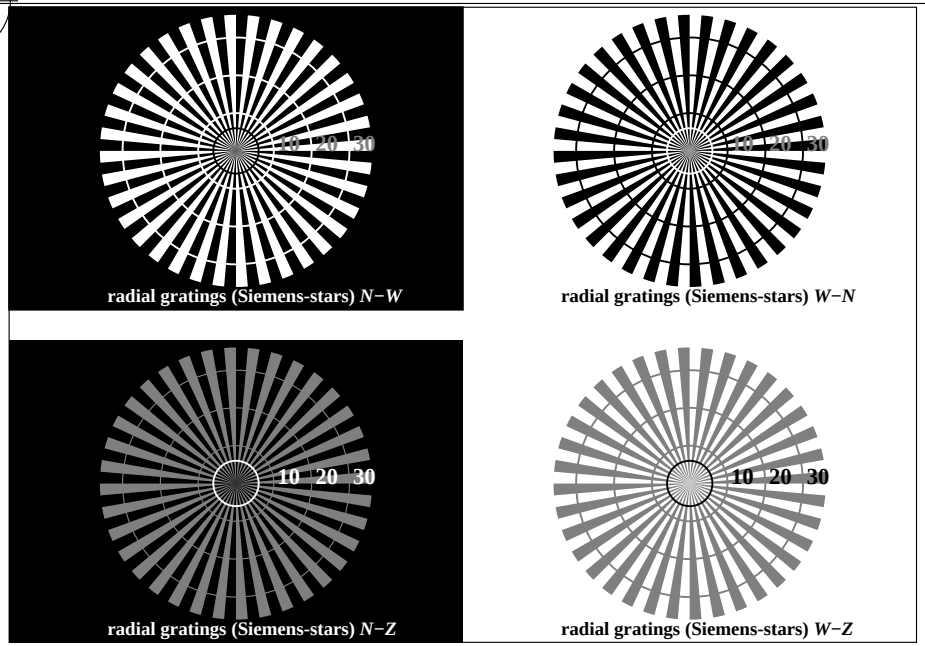

TE700−3, Picture C1Wde: Element A: radial gratings *N−W*, *W−N*, *N−Z* and *W−Z*; *PS* operator: *rgb/cmy0*

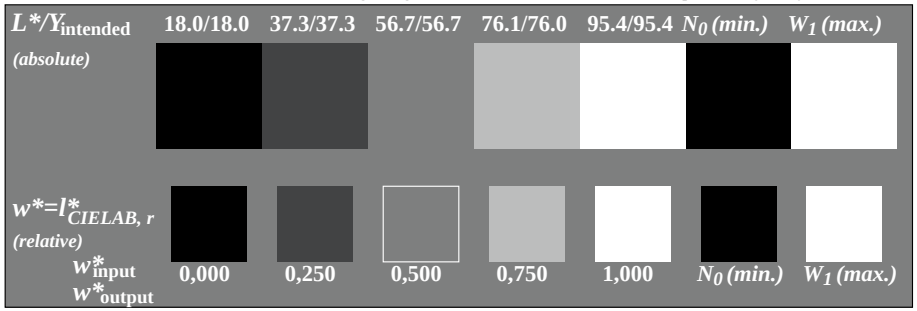

TE700−5, Picture C2Wde: Element B: 5 visual equidistant *L**-grey steps + *N0* + *W1*; *PS* operator: *rgb/cmy0*

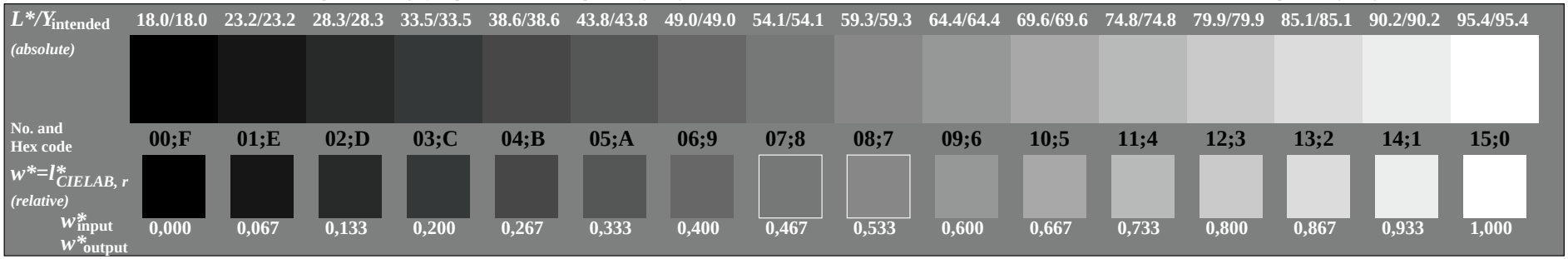

TE700−7, Picture C3Wde: Element C: 16 visual equidistant *L**-grey steps; *PS* operator: *rgb/cmy0*

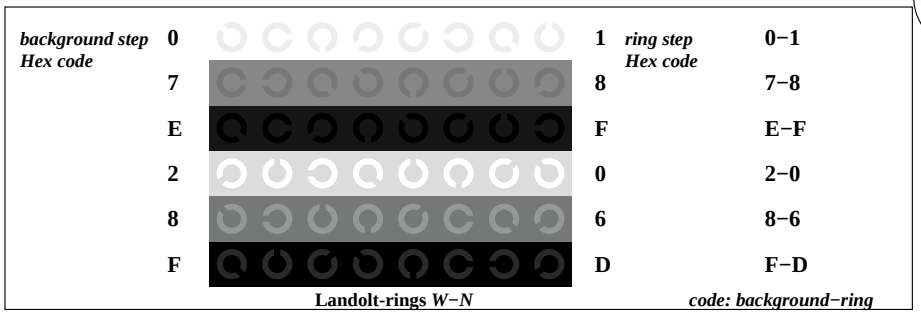

TE701−1, Picture C4Wde: Element D: Landolt-rings *W-N*; *PS* operator: *rgb/cmy0*

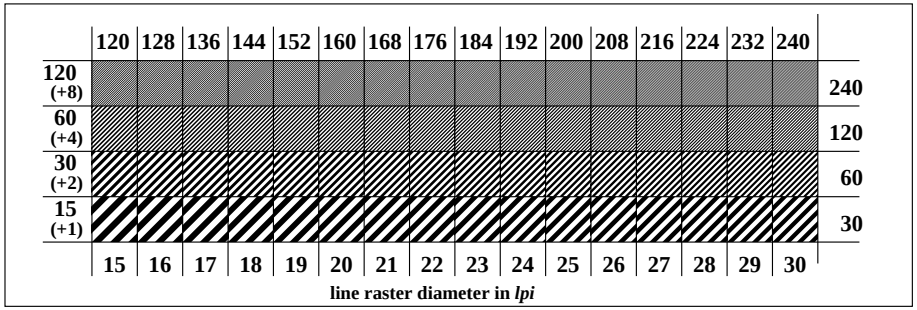

TE701−3, Picture C5Wde: Element E: Line raster under 45° (or 135°); *PS* operator: *rgb/cmy0*

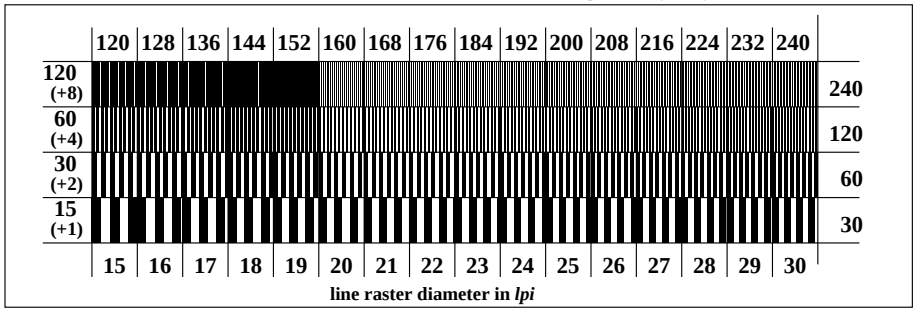

TE701−5, Picture C6Wde: Element F: Line raster under 90° (or 0°); *PS* operator: *rgb/cmy0*

see similar files: http://130.149.60.45/~farbmetrik/TE70/TE70.HTM
technical information: http://www.ps.bam.de or http://130.149.60.45/~farbmetrik

TUB registration: 20150901-TE70/TE70L0FP.PDF /.PS
application for measurement of display output, no separation

TUB material: code=rha4ta

test chart TE70; ME16(ISO 9241−306), 3(ISO/IEC 15775)
achromatic test chart *N*, 3D=1, de=1, *sRGB**

input: *rgb/cmyk* −> rgb_{de}
output: 3D-linearization to rgb^*_{de}