http://130.149.60.45/~farbmetrik/TF80/TF80L0NP.PDF /.PS; sortie de production
N: aucun linearisation 3D (OL) dans fichier (F) ou PS-startup (S), page 1/2

TF800−3, Fig. D1W−: le motif fleuri, 14 CIE test couleurs et 2 + 16 gris étapes (sf); ; *PS* operator *3 colorimage*

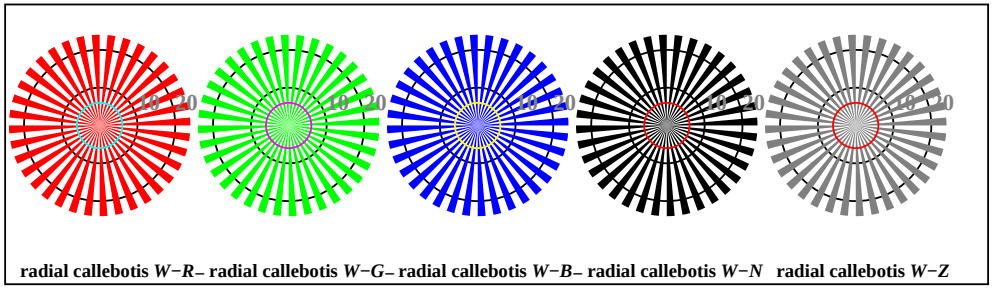

TF800−5, Fig. D2W−: radial callebotis *W−R−; W−G−; W−B−; W−N; PS* operator *rgb−>rgb− setrgbcolor*



TF800−7, Fig. D3W−: 14 CIE test couleurs et 2 + 16 gris étapes (sf); *rgb/cmy0 set(rgb/cmyk)color*

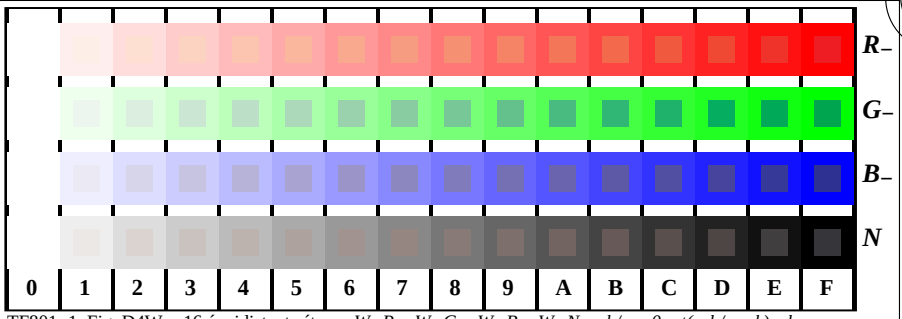

TF801−1, Fig. D4W−: 16 équidistants étapes *W−R−; W−G−; W−B−; W−N; rgb/cmy0 set(rgb/cmyk)color*

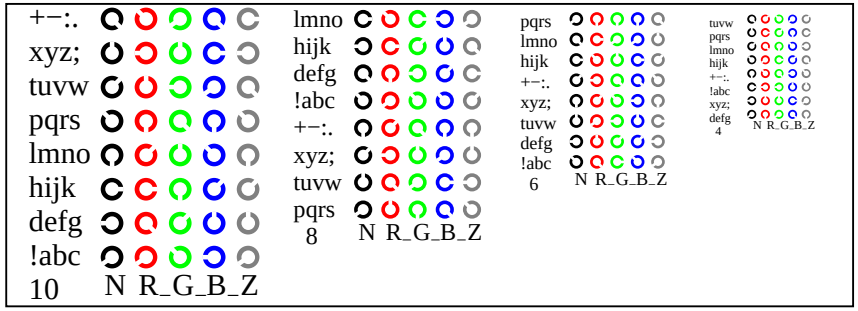

TF801−3, Fig. D5W−: code et Landolt anneau*N; R−; G−; B−; Z; PS* operator *rgb−>rgb− setrgbcolor*

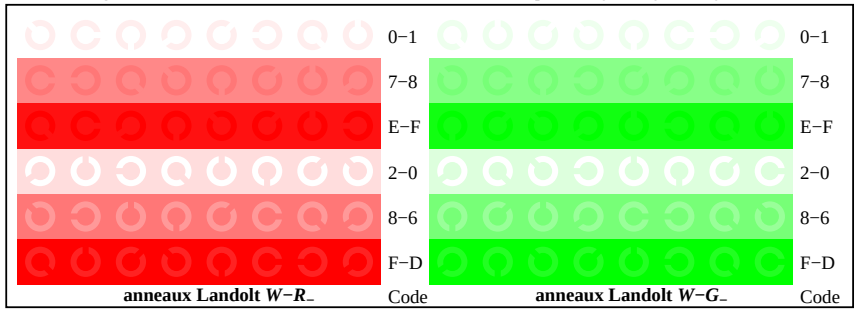

TF801−5, Fig. D6W−: anneaux Landolt *W−R−; W−G−; PS* operator *rgb setrgbcolor*



TF801−7, Fig. D7W−: anneaux Landolt *W−B−; W−N; PS* operator *rgb setrgbcolor*

voir des fichiers similaires: http://130.149.60.45/~farbmetrik/TF80/TF80.HTM
informations techniques: http://www.ps.bam.de ou http://130.149.60.45/~farbmetrik

TUB enregistrement: 20150701-TF80/TF80L0NP.PDF /.PS
application pour la mesure de sortie sur écran

TUB matériel: code=rha4ta

graphique TF80; 4(ISO/IEC 15775 + ISO/IEC TR 24705)
chromatic graphique de test *RGB*

entrée: *rgb/cmyk −> w/rgb/cmyk−*
sortie: aucun changement