CIE data for antichromatic optimal *Ostwald* colours of equal threshold value *t* for D65 and Y_w=100, Cm=380_561, Rm=561_770

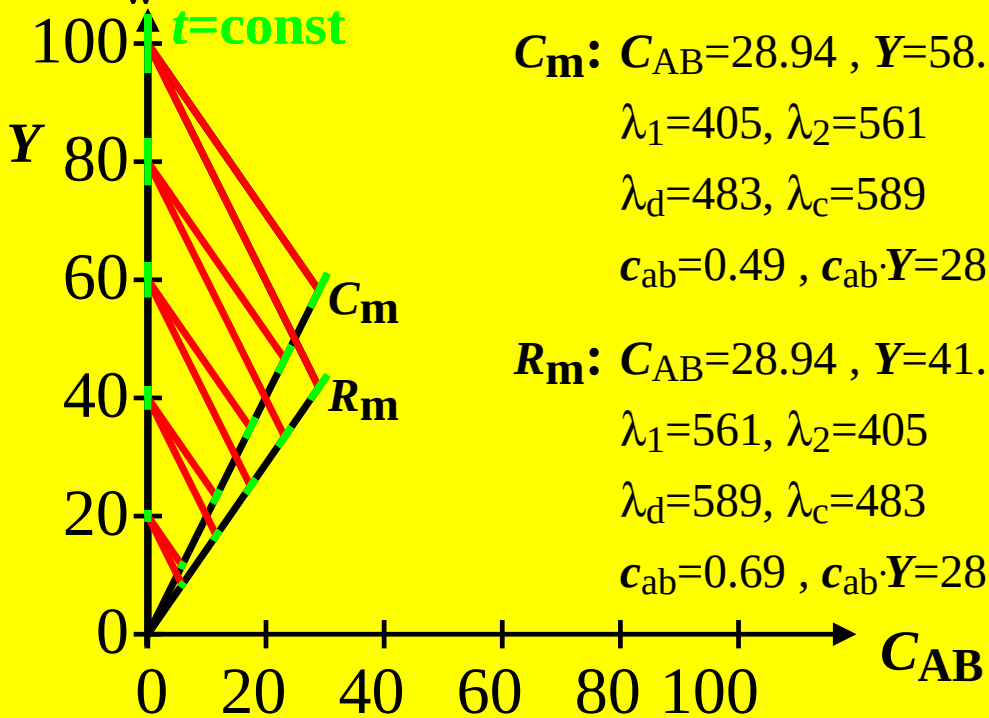

C_m: C_{AB}=28.94 , Y=58.2

λ_1=405, λ_2=561

λ_d=483, λ_c=589

c_{ab}=0.49 , $c_{ab}\cdot Y$=28.94

R_m: C_{AB}=28.94 , Y=41.79

λ_1=561, λ_2=405

λ_d=589, λ_c=483

c_{ab}=0.69 , $c_{ab}\cdot Y$=28.94

CIE data for antichromatic optimal *Ostwald* colours of equal threshold value *t* for D65 and Y_w=100, Gm=470_570, Mm=570_470

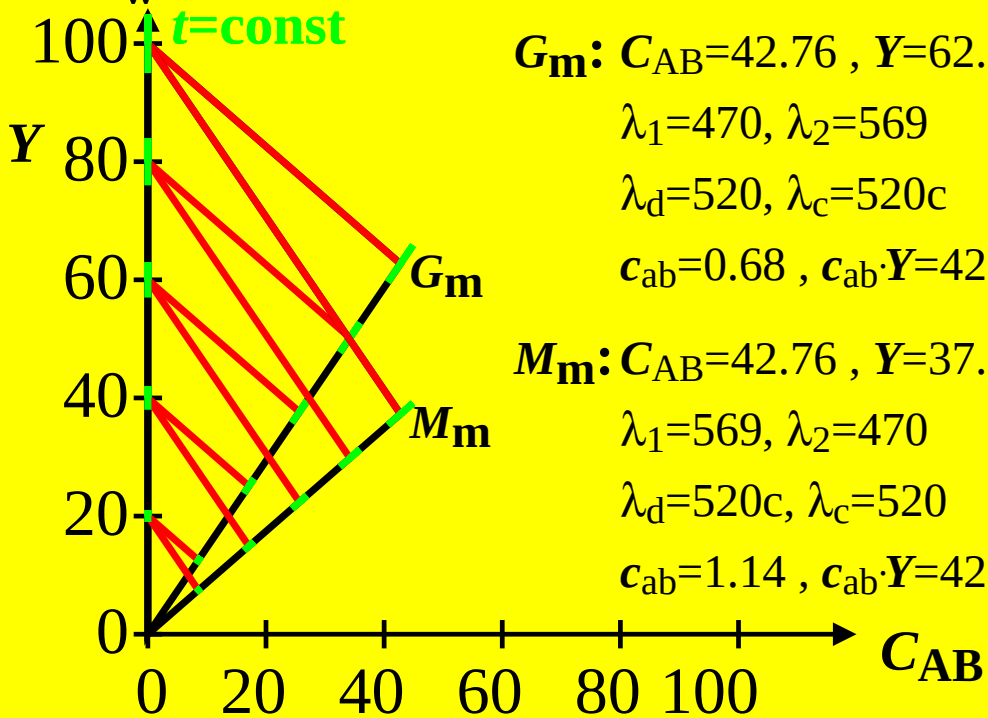

G_m: C_{AB}=42.76 , Y=62.72

λ_1=470, λ_2=569

λ_d=520, λ_c=520c

c_{ab}=0.68 , $c_{ab}\cdot Y$=42.76

M_m: C_{AB}=42.76 , Y=37.27

λ_1=569, λ_2=470

λ_d=520c, λ_c=520

c_{ab}=1.14 , $c_{ab}\cdot Y$=42.76

CIE data for antichromatic optimal *Ostwald* colours of equal threshold value *t* for D65 and Y_w=100, Ym=520_770, Bm=380_520

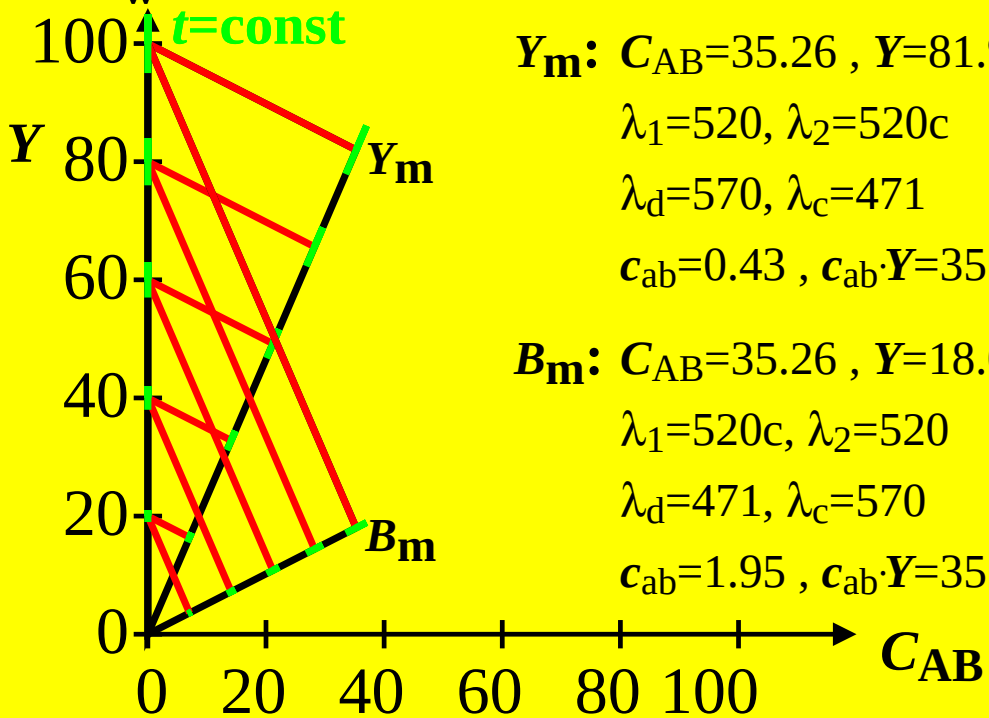

Y_m: C_{AB}=35.26 , Y=81.98

λ_1=520, λ_2=520c

λ_d=570, λ_c=471

c_{ab}=0.43 , $c_{ab}\cdot Y$=35.26

B_m: C_{AB}=35.26 , Y=18.01

λ_1=520c, λ_2=520

λ_d=471, λ_c=570

c_{ab}=1.95 , $c_{ab}\cdot Y$=35.26

CIE data for antichromatic optimal *Ostwald* colours of equal threshold value *t* for D65 and Y_w=100, Ym=495_770, Bm=380_495

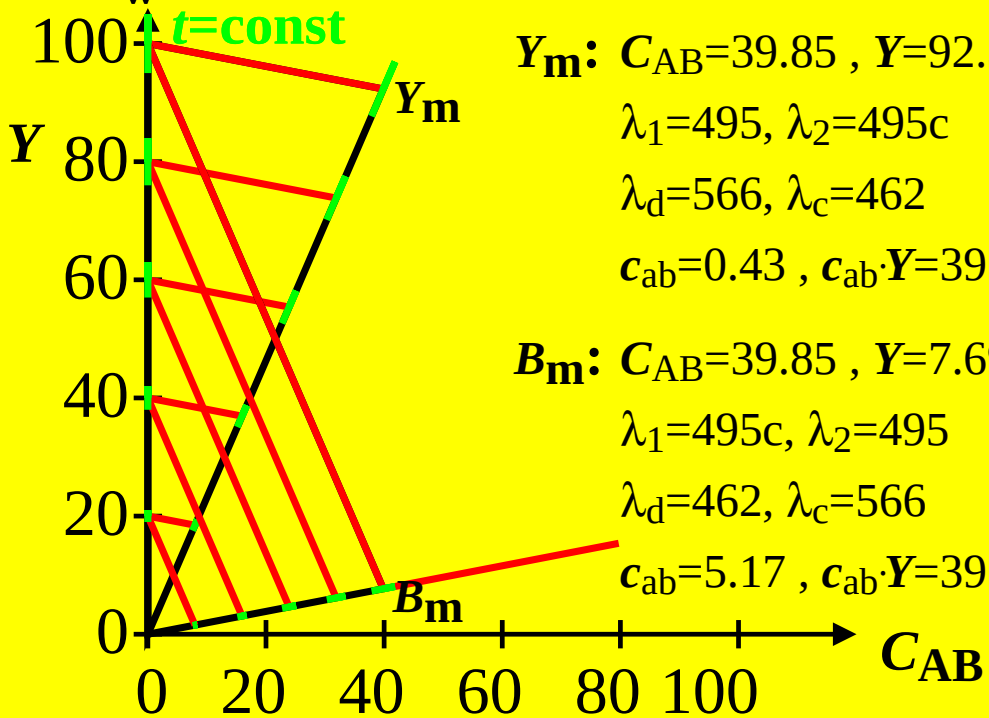

Y_m: C_{AB}=39.85 , Y=92.3

λ_1=495, λ_2=495c

λ_d=566, λ_c=462

c_{ab}=0.43 , $c_{ab}\cdot Y$=39.85

B_m: C_{AB}=39.85 , Y=7.69

λ_1=495c, λ_2=495

λ_d=462, λ_c=566

c_{ab}=5.17 , $c_{ab}\cdot Y$=39.85