http://130.149.60.45/~farbmetrik/TS73/TS73L0FP.PDF /.PS; 3D-linealización
F: 3D-linealización TS73/TS73LS30FP.DAT en archivo (F), página 2/2

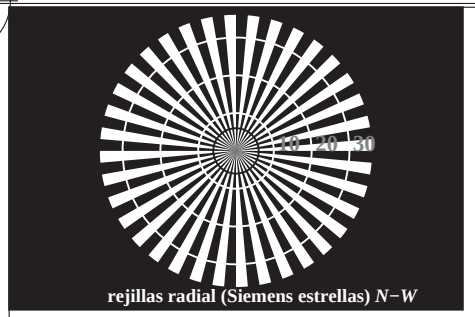

rejillas radial (Siemens estrellas) *N−W*



rejillas radial (Siemens estrellas) *W−N*

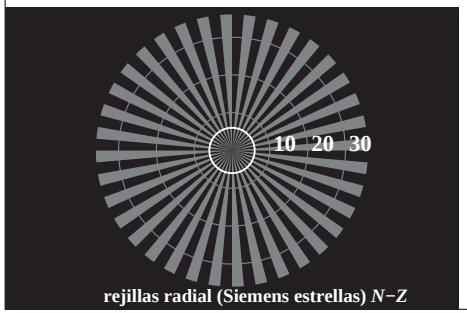

rejillas radial (Siemens estrellas) *N−Z*

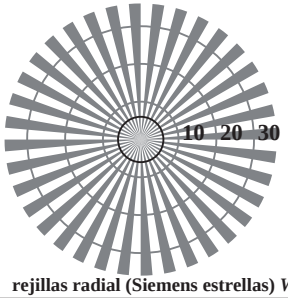

rejillas radial (Siemens estrellas) *W−Z*

TS730−3, Fig. C1Wde: Elemento A: rejillas radial *N−W*, *W−N*, *N−Z* y *W−Z*; *PS* operator: *rgb/cmy0*

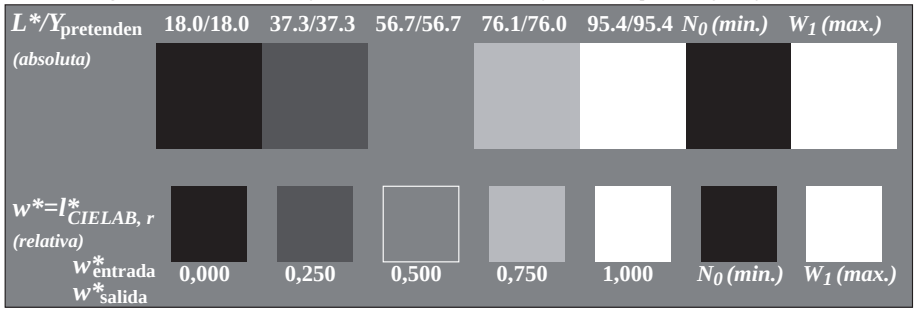

TS730−5, Fig. C2Wde: Elemento B: 5 equidistante *L** pasos de gris + *N0* + *W1*; *PS* operator: *rgb/cmy0*

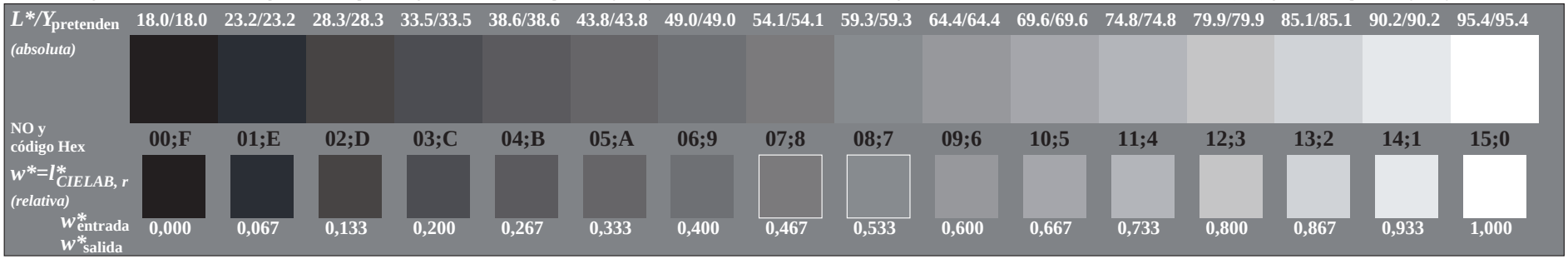

TS730−7, Fig. C3Wde: Elemento C: 16 equidistante *L** pasos de gris; *PS* operator: *rgb/cmy0*



TS731−1, Fig. C4Wde: Elemento D: anillos de Landolt *W-N*; *PS* operator: *rgb/cmy0*

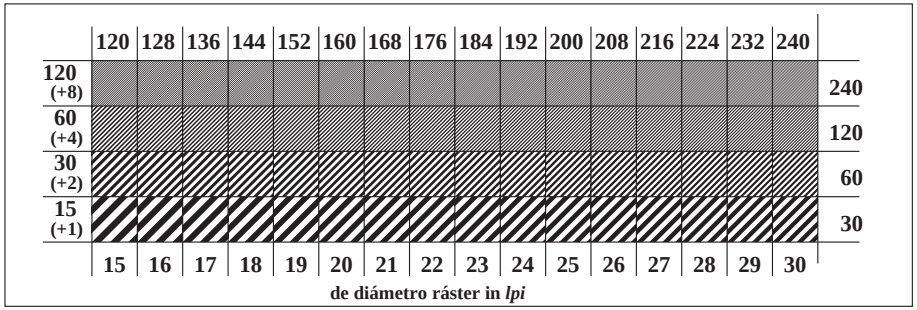

TS731−3, Fig. C5Wde: Elemento E: Trama linea menores de 45° (o 135°) grados; *PS* operator: *rgb/cmy0*

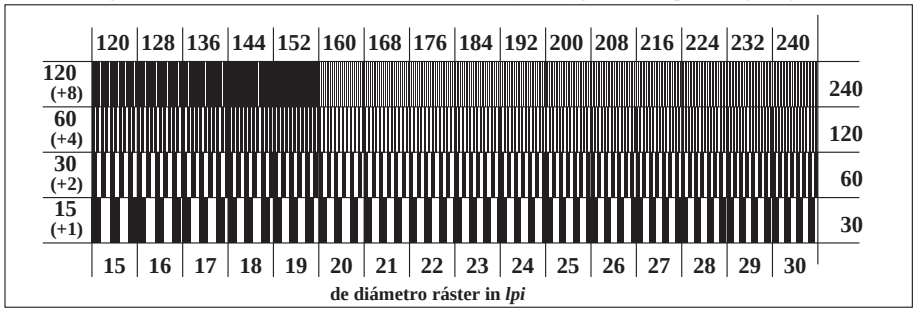

TS731−5, Fig. C6Wde: Elemento F: Trama linea menores de 90° (o 0°) grados; *PS* operator: *rgb/cmy0*

vea archivos semejantes: http://130.149.60.45/~farbmetrik/TS73/TS73.HTM
información técnica: http://www.ps.bam.de o http://130.149.60.45/~farbmetrik

TUB matrícula: 20150901-TS73/TS73L0FP.PDF /.PS
aplicación para la medida salida en la impresión offset, separación cmyn6* (CMYK)

TUB material: code=rha4ta

gráfico TS73; ME16(ISO 9241−306), 3(ISO/IEC 15775)
test acromático gráfico *N*, 3D=1, de=1, *cmyk**

entrada: *rgb/cmyk* −> rgb_{de}
salida: 3D-linealización a $cmyk^*_{de}$