http://farbe.li.tu-berlin.de/eea0/eea0l0na.txt /.ps; only vector graphic VG; start output
see separate images of this page: http://farbe.li.tu-berlin.de/eea0/eea0.htm

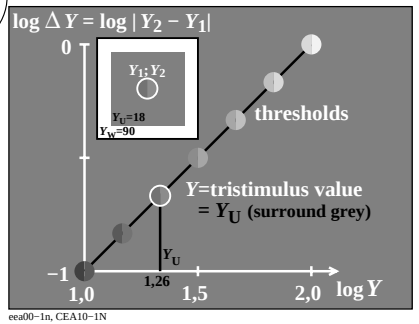

eea00−1n, CEA10−1N

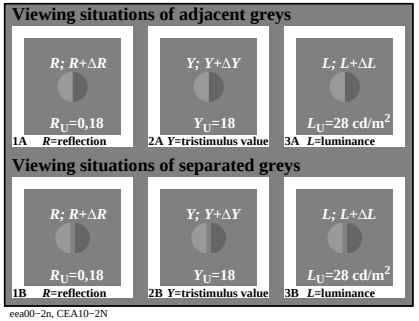

eea00−2n, CEA10−2N



eea01−1n, CEA30−1N

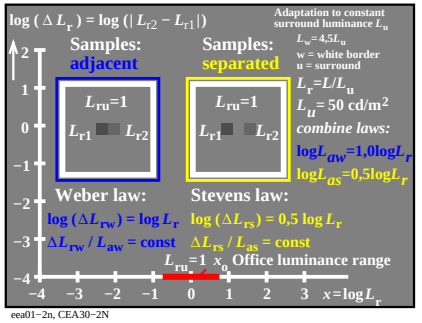

eea01−2n, CEA30−2N

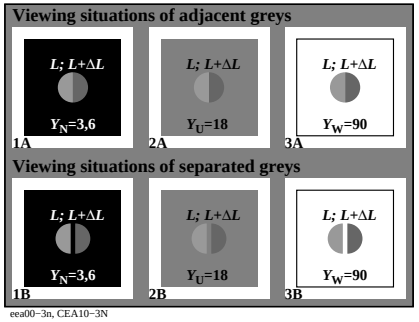

eea00−3n, CEA10−3N

sensation scaling functions
lightness L^* and tristimulus value Y

adaptation on surround white W

$$L^*_W = 100\,(Y/100)^{1/2,0}$$

adaptation on surround grey U

$$L^*_U = 100\,(Y/100)^{1/2,4}$$

description with CIELAB 1976

$$L^*_{CIELAB} = 116\,(Y/100)^{1/3,0} - 16$$

adaptation on surround black N

$$L^*_N = 100\,(Y/100)^{1/3,0}$$

eea00−4n, CEA10−4N



eea01−1n, CEA31−3n, eeg21−1n

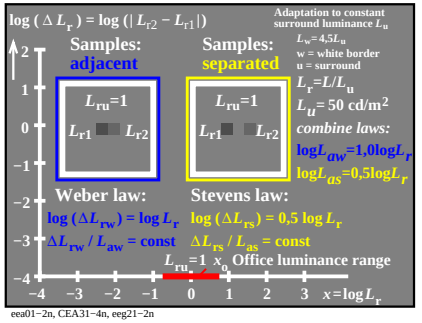

eea01−2n, CEA31−4n, eeg21−2n

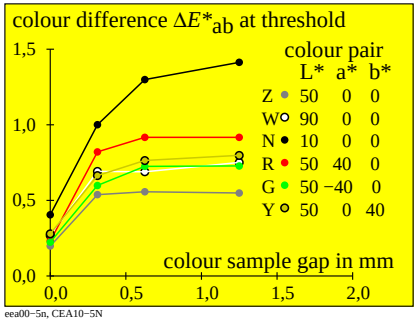

eea00−5n, CEA10−5N

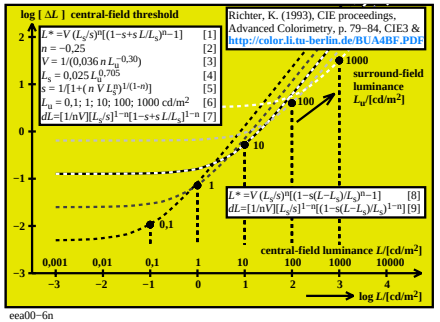

eea00−6n

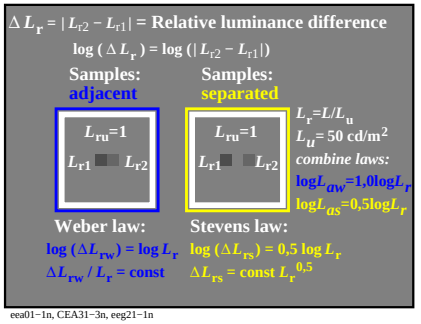

eea01−1n, CEA31−3n, eeg21−1n

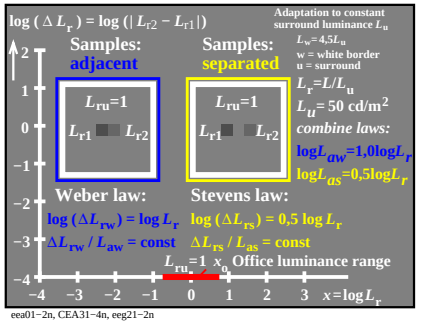

eea01−2n, CEA31−4n, eeg21−2n

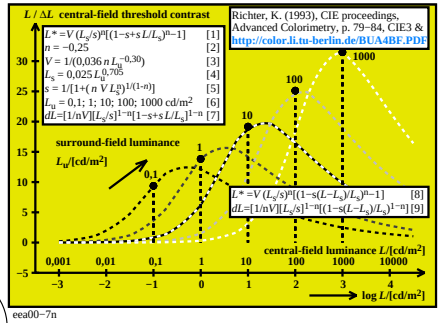

eea00−7n

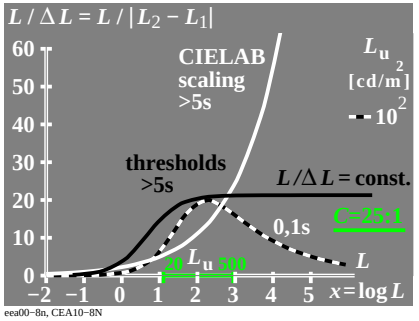

eea00−8n, CEA10−8N



eea01−1n, CEA31−3n, eeg21−1n



eea01−1n, CEA31−3n, eeg21−1n

TUB-test chart eea0; Colour thresholds and colour spaces; line elements of colourimetry
Comparison of scaling, threshold, and contrast functions for different applications

see similar files of the whole serie: http://farbe.li.tu-berlin.de/eeas.htm
technical information: http://farbe.li.tu-berlin.de or http://color.li.tu-berlin.de

TUB registration: 20230701-eea0/eea0l0na.txt /.ps
application for evaluation and measurement of display or print output
TUB material: code=rha4ta