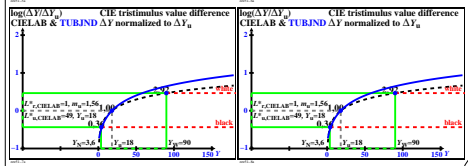
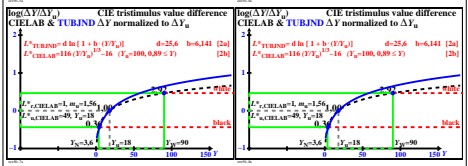
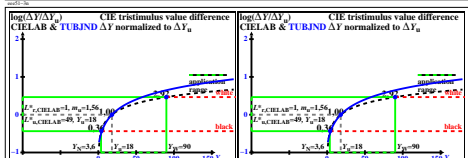
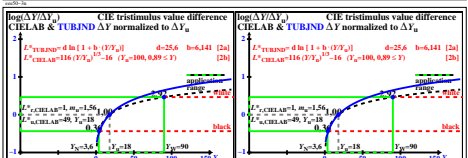
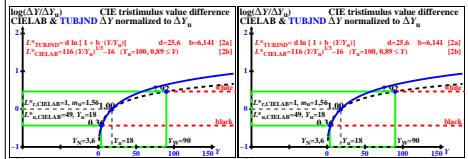
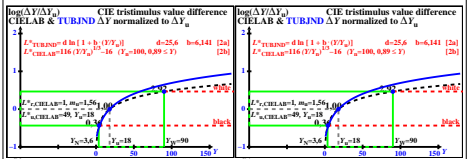
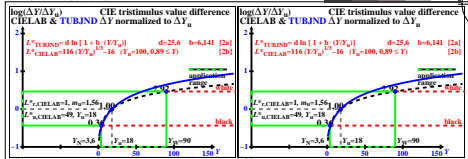
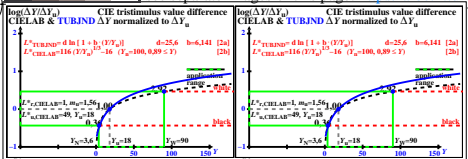


see similar files of the whole serie: <http://farbe.liu-berlin.de/eee5.htm>  
 technical information: <http://farbe.liu-berlin.de> or <http://color.liu-berlin.de>

TUB registration: 20231001-eee5/eee510n1.txt / ps  
 application for evaluation and measurement of display or print output



TUB-test chart eee5; CIE tristimulus value difference  $\log[\Delta Y/\Delta Y_0] = f(Y)$  of colour spaces CIELAB & TUBJND; see ISO/CIE 11664-4 & CIE 230, many information (left), and less (right)

TUB material: code=thadta