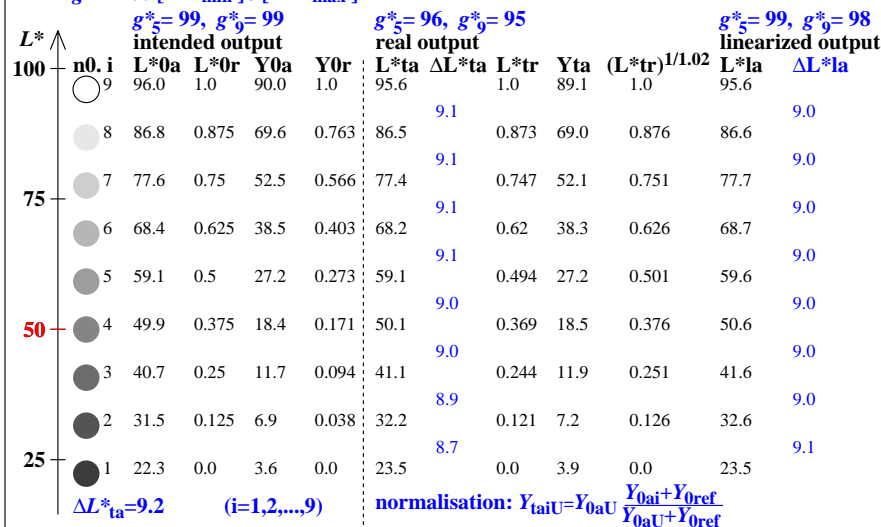


<http://farbe.li.tu-berlin.de/eef1/eef110np.pdf> / .ps; only vector graphic VG; start output
 see separate images of this page: <http://farbe.li.tu-berlin.de/eef1/eef1.htm>

Equal 9 step grey scaling between $L^*_{0aN}=22.3$ and $L^*_{0aW}=96.0$, $Y_{0ref}=0.4$, normalisation: grey U

$L^*_{0aN}=22.3$, $L^*_{0aU}=59.1$, $L^*_{0aW}=96.0$, $Y_{0aN}=3.6$, $Y_{0aU}=27.2$, $Y_{0aW}=90.0$, $C_{0aY}=Y_{0aW}:Y_{0aN}=25.0$
 $L^*_{iN}=23.5$, $L^*_{iU}=59.1$, $L^*_{iW}=95.6$, $Y_{iAN}=3.9$, $Y_{iAU}=27.2$, $Y_{iAW}=89.1$, $C_{iAY}=Y_{iAW}:Y_{iAN}=22.6$

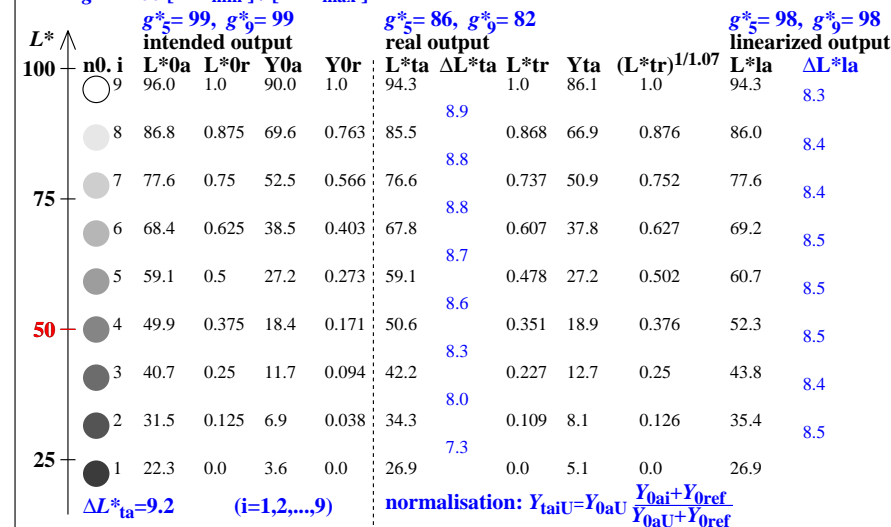
regularity index according to ISO/IEC 15775:2022, Annex G for 5 and 9 steps
 $g^* = 100 [\Delta L^*_{min}] / [\Delta L^*_{max}]$



Equal 9 step grey scaling between $L^*_{0aN}=22.3$ and $L^*_{0aW}=96.0$, $Y_{0ref}=1.8$, normalisation: grey U

$L^*_{0aN}=22.3$, $L^*_{0aU}=59.1$, $L^*_{0aW}=96.0$, $Y_{0aN}=3.6$, $Y_{0aU}=27.2$, $Y_{0aW}=90.0$, $C_{0aY}=Y_{0aW}:Y_{0aN}=25.0$
 $L^*_{iN}=26.9$, $L^*_{iU}=59.1$, $L^*_{iW}=94.3$, $Y_{iAN}=5.1$, $Y_{iAU}=27.2$, $Y_{iAW}=86.1$, $C_{iAY}=Y_{iAW}:Y_{iAN}=17.0$

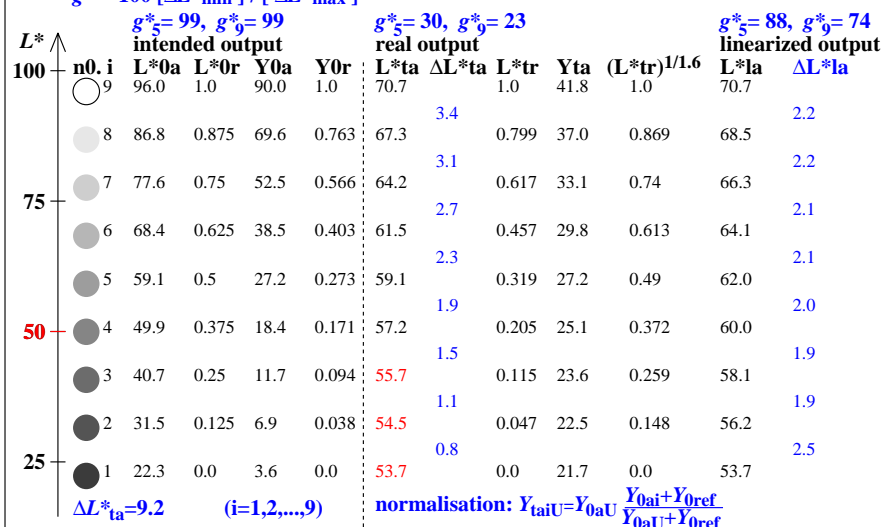
regularity index according to ISO/IEC 15775:2022, Annex G for 5 and 9 steps
 $g^* = 100 [\Delta L^*_{min}] / [\Delta L^*_{max}]$



Equal 9 step grey scaling between $L^*_{0aN}=22.3$ and $L^*_{0aW}=96.0$, $Y_{0ref}=90.0$, normalisation: grey U

$L^*_{0aN}=22.3$, $L^*_{0aU}=59.1$, $L^*_{0aW}=96.0$, $Y_{0aN}=3.6$, $Y_{0aU}=27.2$, $Y_{0aW}=90.0$, $C_{0aY}=Y_{0aW}:Y_{0aN}=25.0$
 $L^*_{iN}=53.7$, $L^*_{iU}=59.1$, $L^*_{iW}=70.7$, $Y_{iAN}=21.7$, $Y_{iAU}=27.2$, $Y_{iAW}=41.8$, $C_{iAY}=Y_{iAW}:Y_{iAN}=1.9$

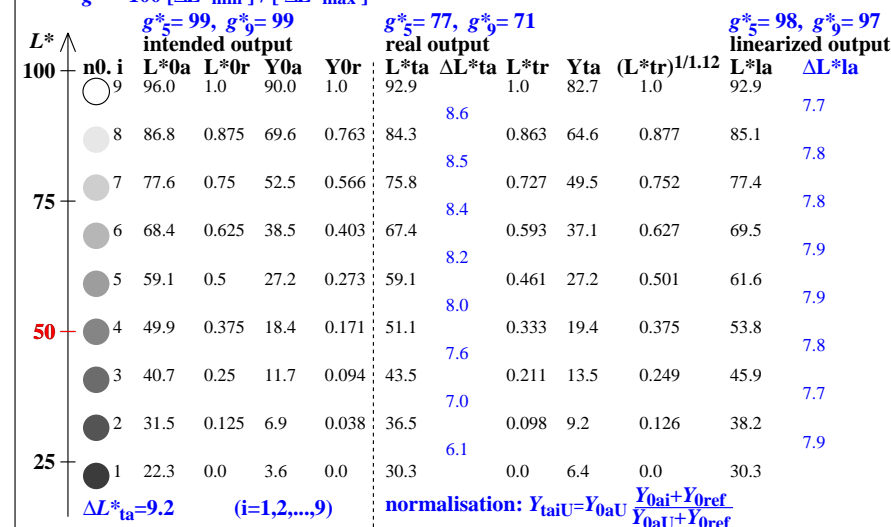
regularity index according to ISO/IEC 15775:2022, Annex G for 5 and 9 steps
 $g^* = 100 [\Delta L^*_{min}] / [\Delta L^*_{max}]$



Equal 9 step grey scaling between $L^*_{0aN}=22.3$ and $L^*_{0aW}=96.0$, $Y_{0ref}=3.6$, normalisation: grey U

$L^*_{0aN}=22.3$, $L^*_{0aU}=59.1$, $L^*_{0aW}=96.0$, $Y_{0aN}=3.6$, $Y_{0aU}=27.2$, $Y_{0aW}=90.0$, $C_{0aY}=Y_{0aW}:Y_{0aN}=25.0$
 $L^*_{iN}=30.3$, $L^*_{iU}=59.1$, $L^*_{iW}=92.9$, $Y_{iAN}=6.4$, $Y_{iAU}=27.2$, $Y_{iAW}=82.7$, $C_{iAY}=Y_{iAW}:Y_{iAN}=13.0$

regularity index according to ISO/IEC 15775:2022, Annex G for 5 and 9 steps
 $g^* = 100 [\Delta L^*_{min}] / [\Delta L^*_{max}]$



Test chart eef1; Equal 9 step grey scaling for four display reflections $Y_{ref}=0.4, 90.0, 1.8, 3.6$
 between black $L^*_N=22.3$, $Y_N=3.6$ and white $L^*_W=96.0$, $Y_W=90.0$, normalisation: grey U

see similar files of the whole serie: <http://farbe.li.tu-berlin.de/eef10-3n>
<http://farbe.li.tu-berlin.de> or <http://color.li.tu-berlin.de>

TUB registration: 20230701-eef1/eef110np.pdf / .ps
 application for evaluation and measurement of display or print output
 TUB material: code=rh4ta