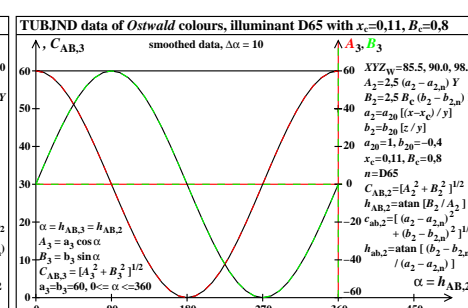
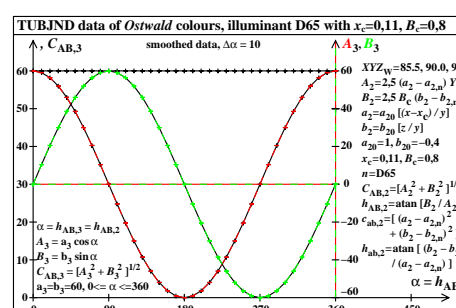
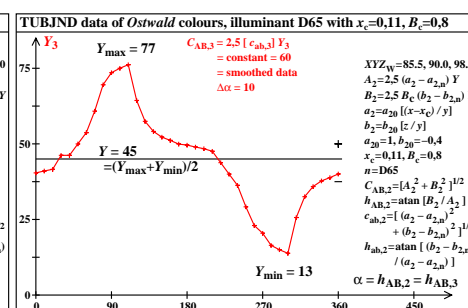
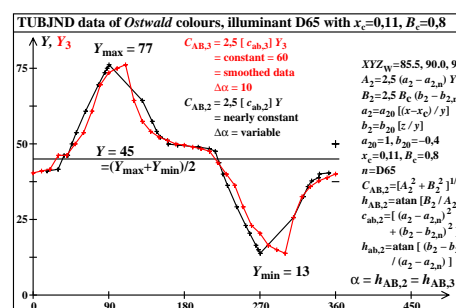
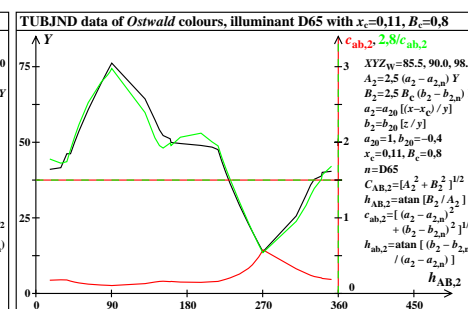
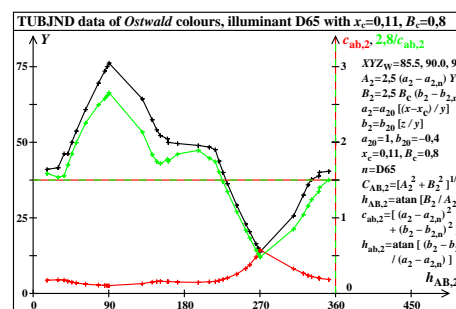
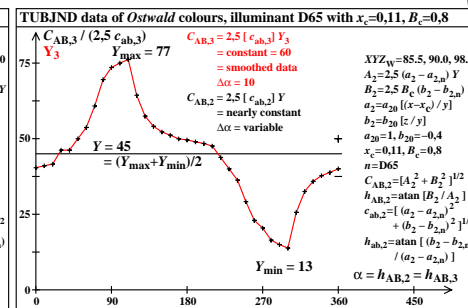
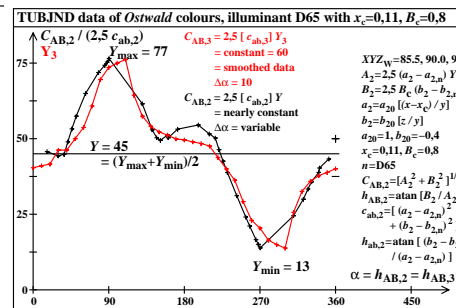


CIEXYZ and TUBJND data of Ostwald colours for CIE illuminant D65 with $x_c=0,11$ and $B_c=0,8$

smoothed data, $\Delta\alpha = 10$

n	X_3	Y_3	Z_3	x_3	y_3	h_{xy3}	colour	A_3	B_3	$h_{AB,3}$	$c_{ab,3}$	$C_{AB,3}$
00	64.52	40.4	53.74	0.4066	0.2546	321.6		60.0	0.0	0.0	0.594	60.0
01	59.84	41.04	25.47	0.4736	0.3248	358.5		59.08	10.41	10.0	0.5847	60.0
02	57.19	41.59	10.39	0.5238	0.3809	13.8	R _m	56.38	20.52	20.0	0.577	60.0
03	57.28	46.21	3.6	0.5348	0.4315	24.7		51.96	30.0	30.0	0.5193	60.0
04	57.28	46.21	3.62	0.5347	0.4314	24.7		45.96	38.56	40.0	0.5193	60.0
05	58.8	49.99	3.67	0.5228	0.4445	28.7		38.56	45.96	50.0	0.48	60.0
06	60.05	53.7	3.73	0.5111	0.457	32.8		30.0	51.96	60.0	0.4469	60.0
07	61.81	60.81	3.97	0.4882	0.4803	40.7		20.52	56.38	70.0	0.3946	60.0
08	62.87	69.55	4.8	0.4581	0.5068	50.7	Y _m	10.41	59.08	80.0	0.345	60.0
09	62.97	73.55	6.07	0.4416	0.5158	55.3		0.0	60.0	90.0	0.3263	60.0
10	62.98	75.01	7.04	0.4342	0.5172	57.1		-10.41	59.08	100.0	0.3199	60.0
11	63.02	76.18	8.3	0.4272	0.5164	58.5	max	-20.52	56.38	110.0	0.315	60.0
12	35.62	64.35	9.93	0.3241	0.5855	87.4		-30.0	51.96	120.0	0.3729	60.0
13	25.4	57.45	12.12	0.2674	0.6049	99.3		-38.56	45.96	130.0	0.4177	60.0
14	21.65	54.1	15.12	0.2382	0.5953	105.6	G _m	-45.96	38.56	140.0	0.4436	60.0
15	19.94	52.23	19.06	0.2185	0.5725	111.1		-51.96	30.0	150.0	0.4595	60.0
16	20.12	51.15	29.99	0.1986	0.5051	122.9		-56.38	20.52	160.0	0.4692	60.0
17	19.15	49.94	29.98	0.1932	0.504	124.2		-59.08	10.41	170.0	0.4805	60.0
18	21.01	49.59	44.25	0.1829	0.4317	141.6		-60.0	0.0	180.0	0.4839	60.0
19	25.69	48.95	72.52	0.1745	0.3326	178.4		-59.08	-10.41	190.0	0.4902	60.0
20	28.34	48.4	87.6	0.1724	0.2945	193.8	C _m	-56.38	-20.52	200.0	0.4958	60.0
21	30.04	47.56	94.4	0.1746	0.2765	200.8		-51.96	-30.0	210.0	0.5046	60.0
22	28.25	43.78	94.37	0.1697	0.2631	204.7		-45.96	-38.56	220.0	0.5481	60.0
23	26.73	40.0	94.33	0.1659	0.2483	208.7		-38.56	-45.96	230.0	0.5999	60.0
24	25.48	36.29	94.26	0.1633	0.2325	212.8		-30.0	-51.96	240.0	0.6613	60.0
25	23.72	29.18	94.02	0.1614	0.1986	220.7		-20.52	-56.38	250.0	0.8224	60.0
26	22.84	23.0	93.56	0.1638	0.1649	227.7	B _m	-10.41	-59.08	260.0	1.0434	60.0
27	22.66	20.44	93.19	0.1662	0.1499	230.7		0.0	-60.0	270.0	1.1741	60.0
28	22.56	16.44	91.92	0.1723	0.1255	235.3		10.41	-59.08	280.0	1.4598	60.0
29	22.55	14.98	90.95	0.1755	0.1165	237.1		20.52	-56.38	290.0	1.6021	60.0
30	22.51	13.81	89.7	0.1786	0.1095	238.5	min	30.0	-51.96	300.0	1.7378	60.0
31	49.91	25.64	88.06	0.305	0.1567	267.4		38.56	-45.96	310.0	0.936	60.0
32	60.13	32.54	85.87	0.3367	0.1822	279.3		45.96	-38.56	320.0	0.7375	60.0
33	63.88	35.89	82.87	0.3497	0.1965	285.6	M _m	51.96	-30.0	330.0	0.6687	60.0
34	65.59	37.76	78.93	0.3598	0.2071	291.1		56.38	-20.52	340.0	0.6355	60.0
35	65.41	38.84	68.01	0.3797	0.2254	302.9		59.08	-10.41	350.0	0.6179	60.0
36	66.38	40.05	68.01	0.3805	0.2295	304.3		60.0	0.0	360.0	0.5992	60.0
41	3.42	3.6	3.92	0.3127	0.329	0.0		0.0	0.0	0.0	0.0	0.0
42	85.53	90.0	98.0	0.3127	0.329	0.0		0.0	0.0	0.0	0.0	0.0

TUB-test chart eeg7; CIEXYZ and TUBJND data of the hue circle of the Ostwald colours for CIE standard illuminant D65 with $x_c = 0,11$ and $B_c = 0,8$, hue angle difference $\Delta h_{ab,2} = 10$ degree



see similar files of the whole serie: <http://farbe.li.tu-berlin.de/eegs.htm>
 technical information: <http://farbe.li.tu-berlin.de> or <http://color.li.tu-berlin.de>

TUB registration: 20230701-eeg7/eeg710na.txt /.ps
 application for evaluation and measurement of display or print output
 TUB material: code=rh4ta