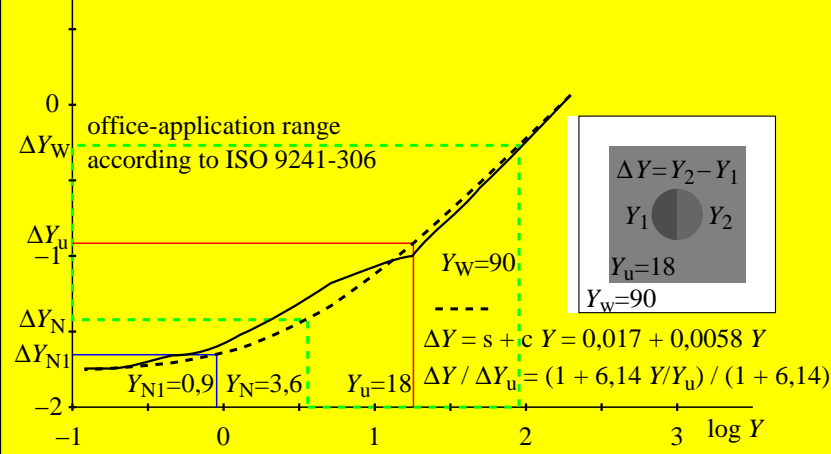


**NW-achromatic thresholds  $\Delta Y$  as function of  $Y$**

experiments and data: BAM-research report no. 115 (1985), page 72, see  
[log\[ \$\Delta Y\$ \] https://nbn-resolving.org/urn:nbn:de:kobv:b43-3350](https://nbn-resolving.org/urn:nbn:de:kobv:b43-3350)

**tristimulus value threshold  $\Delta Y$ , see LABJND in TR CIE 230:219**  
*Validity of Formulae for predicting Small Colour Differences*



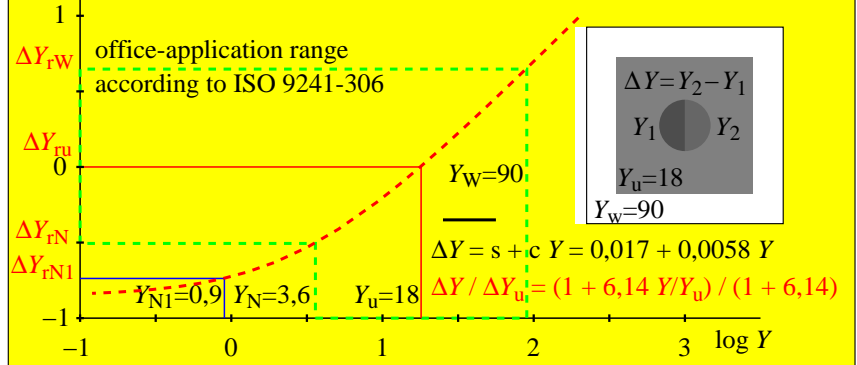
eej10-3n

**Normalized NW-achromatic thresholds  $\Delta Y_{rn} = \Delta Y / \Delta Y_u$  as function of  $Y$**

experiments and data: BAM-research report no. 115 (1985), page 72, see  
[log\[ \$\Delta Y\_{rn} = \Delta Y / \Delta Y\_u\$ \] https://nbn-resolving.org/urn:nbn:de:kobv:b43-3350](https://nbn-resolving.org/urn:nbn:de:kobv:b43-3350)

**tristimulus value threshold  $\Delta Y$ , see LABJND in TR CIE 230:219**  
*Validity of Formulae for predicting Small Colour Differences*

The performane of 8 datasets: [http://files.cie.co.at/TC181\\_Datasets.zip](http://files.cie.co.at/TC181_Datasets.zip)  
 is best for LABJND in 5 cases, for CIELAB & CMC & CIEDE2000  
 all in one case, see Table 9 and 11 for the range  $0 \leq \Delta E^*_{ab} < 2$ .



eej11-3n

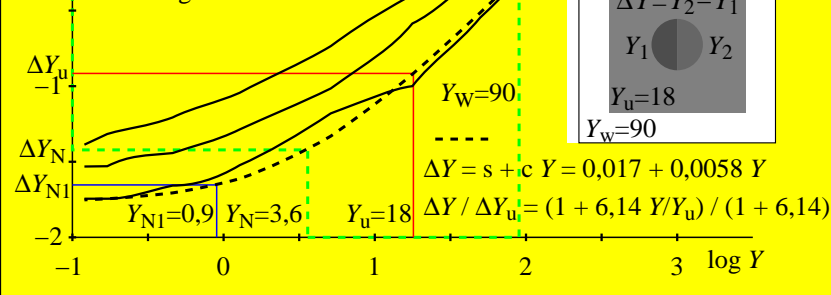
**NW-achromatic, and RG- and YB-chromatic thresholds as function of  $Y$**

experiments and data: BAM-research report no. 115 (1985), page 72, see  
[log\[ \$\Delta Y, \Delta a \cdot Y, \Delta b \cdot Y\$ \] https://nbn-resolving.org/urn:nbn:de:kobv:b43-3350](https://nbn-resolving.org/urn:nbn:de:kobv:b43-3350)

**tristimulus value threshold  $\Delta Y$ , see LABJND in TR CIE 230:219**  
*Validity of Formulae for predicting Small Colour Differences*

**RG-chromaticity threshold  $\Delta a \cdot Y$**   
**YB-chromaticity threshold  $\Delta b \cdot Y$**   
 $\Delta a = x_1 / y_1 - x_2 / y_2$   
 $\Delta b = z_1 / y_1 - z_2 / y_2$

$\Delta b \cdot Y$  YB-direction  
 $\Delta a \cdot Y$  RG-direction  
 $\Delta Y$  NW-direction



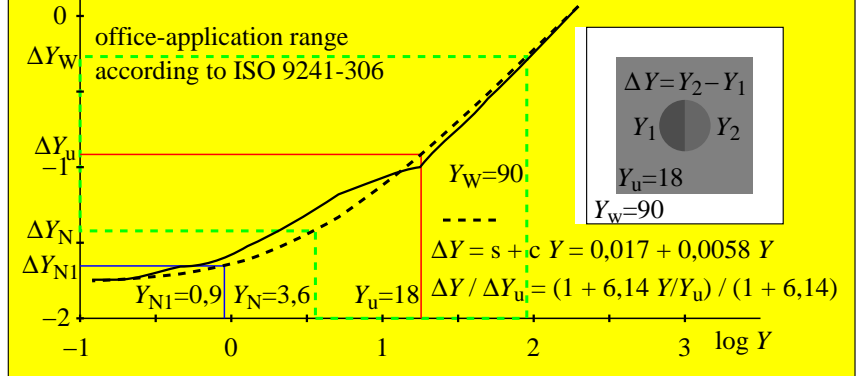
eej10-7n

**NW-achromatic thresholds  $\Delta Y$  as function of  $Y$**

experiments and data: BAM-research report no. 115 (1985), page 72, see  
[log\[ \$\Delta Y\$ \] https://nbn-resolving.org/urn:nbn:de:kobv:b43-3350](https://nbn-resolving.org/urn:nbn:de:kobv:b43-3350)

**tristimulus value threshold  $\Delta Y$ , see LABJND in TR CIE 230:219**  
*Validity of Formulae for predicting Small Colour Differences*

The performane of 8 datasets: [http://files.cie.co.at/TC181\\_Datasets.zip](http://files.cie.co.at/TC181_Datasets.zip)  
 is best for LABJND in 5 cases, for CIELAB & CMC & CIEDE2000  
 all in one case, see Table 9 and 11 for the range  $0 \leq \Delta E^*_{ab} < 2$ .



eej11-7n