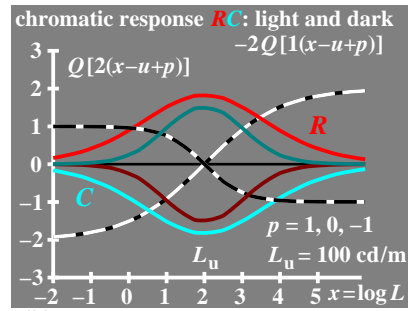
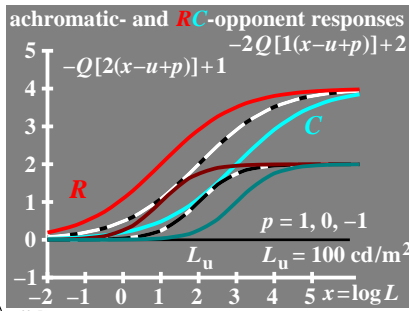
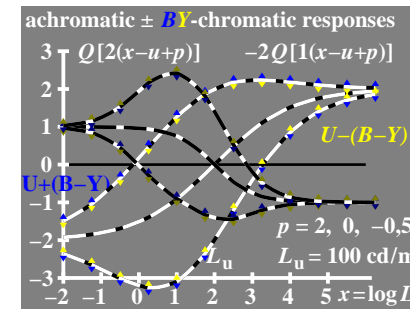
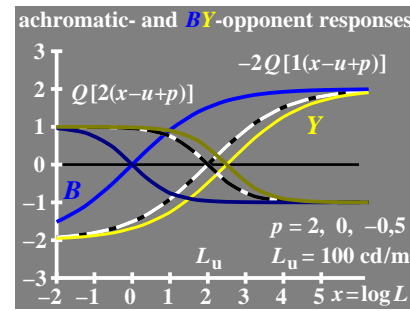
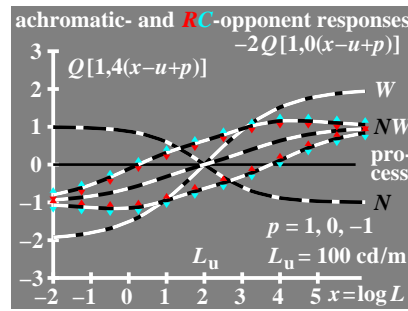
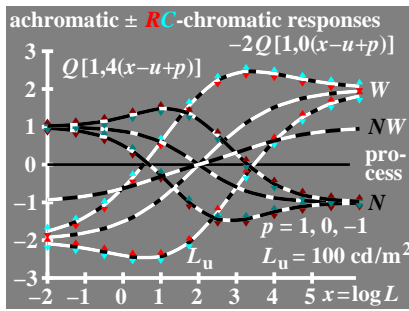
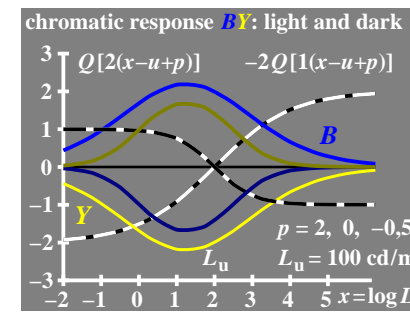
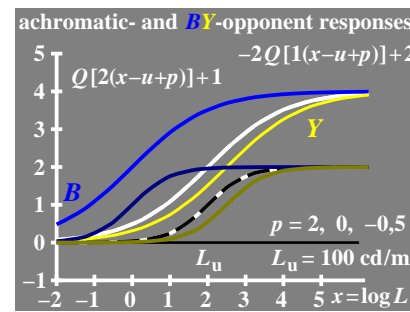
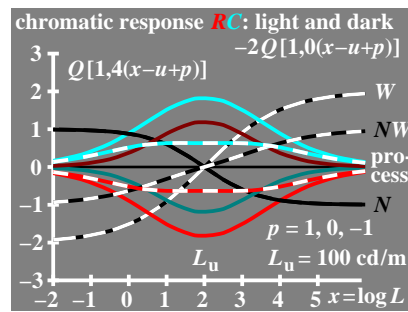
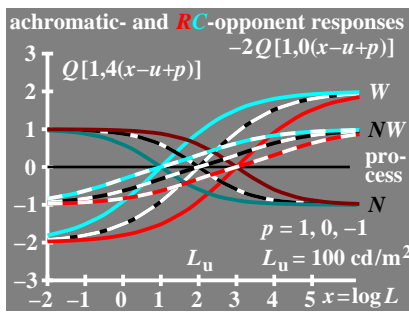
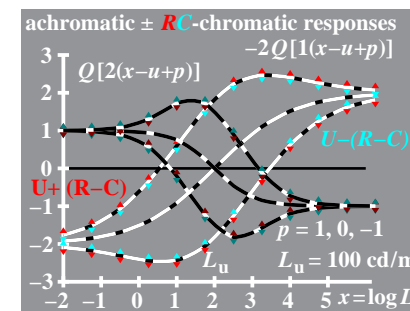
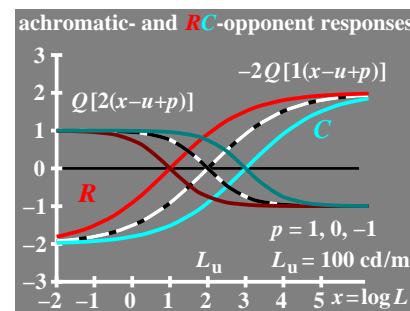
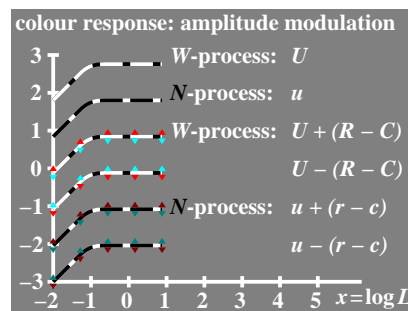
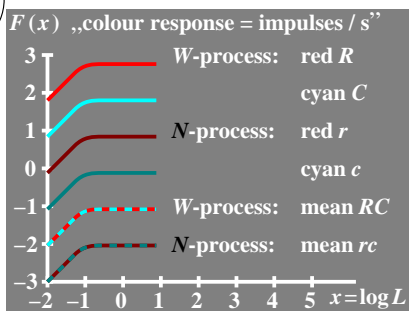


see similar files of the whole serie: <http://farbe.li.tu-berlin.de/eens.htm>
 technical information: <http://farbe.li.tu-berlin.de> or <http://color.li.tu-berlin.de>

TUB registration: 20230701-een2/een210na.txt / .ps
 application for evaluation and measurement of display or print output

TUB material: code=rh4ta



Line element of light technology
 „luminance L and colour metrics with „colour values” L_P, M_D, S_T ”
 Luminance-response function $F(L)$
 colour-response function $F(L_P, M_D, S_T)$
 Taylor derivations:
 $\Delta F(L) = \frac{dF}{dL} \Delta L$
 $\Delta F(L_P, M_D, S_T) = \frac{dF}{dL_P} \Delta L_P + \frac{dF}{dM_D} \Delta M_D + \frac{dF}{dS_T} \Delta S_T$

Colour-line elements of Helmholtz (1896) with „colour values” L_P, M_D, S_T
 three separate colour-response functions
 $F(L_P) = i L_P$
 $F(M_D) = j M_D$
 $F(S_T) = k S_T$
 Taylor-derivations:
 $\Delta F(L_P, M_D, S_T) = \frac{dF}{dL_P} \Delta L_P + \frac{dF}{dM_D} \Delta M_D + \frac{dF}{dS_T} \Delta S_T$
 $\Delta F(L_P, M_D, S_T) = \frac{i}{L_P} \Delta L_P + \frac{j}{M_D} \Delta M_D + \frac{k}{S_T} \Delta S_T$