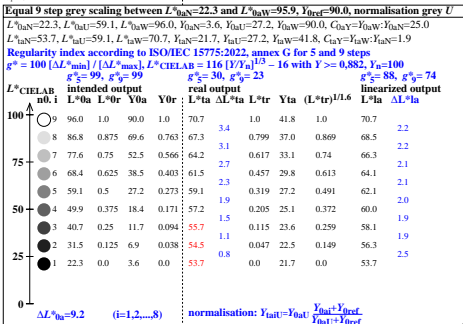
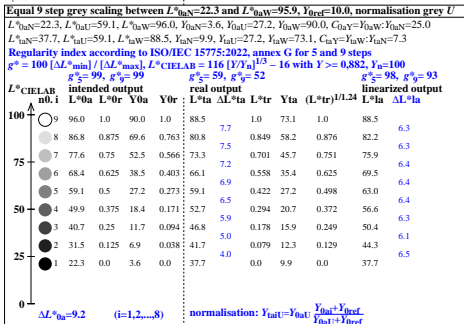
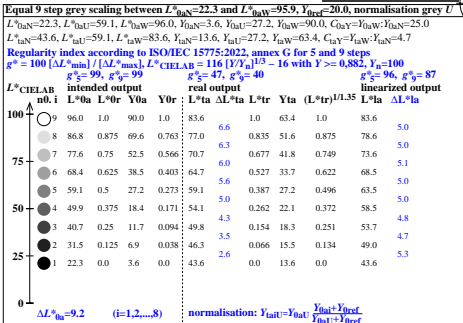
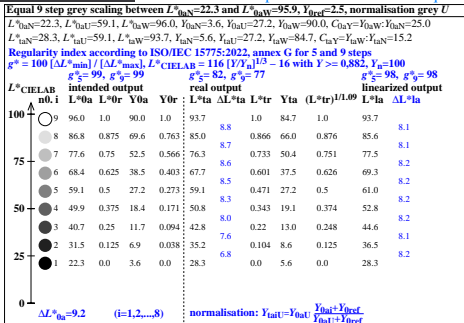


see <http://farbe.li.tu-berlin.de/eqq1/eqq110n1.txt/ps>; only vector graphic VG; start output  
<http://farbe.li.tu-berlin.de/eqq1/eqq110n1.htm>



Test chart eqq1; Equal 9 step grey scaling for four display reflections  $Y_{0Ref}=2.5, 10, 20, 90$ , and black  $L^*_{N,CIElab}=22.3$ ,  $Y_N=3.6$  and white  $L^*_{W,CIElab}=95.99$ ,  $Y_W=90$ , normalisation: grey U

see similar files of the whole serie: <http://farbe.li.tu-berlin.de/eqqs.htm>  
 technical information: <http://farbe.li.tu-berlin.de> or <http://color.li.tu-berlin.de>

TUB registration: 20230701-eeq1/eqq110n1.txt/ps  
 application for evaluation and measurement of display or print output  
 TUB material: code=thadta