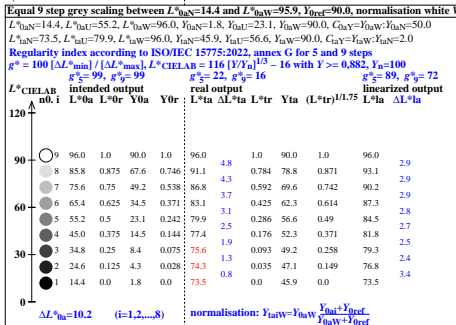
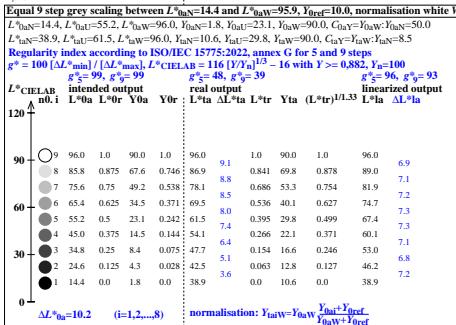
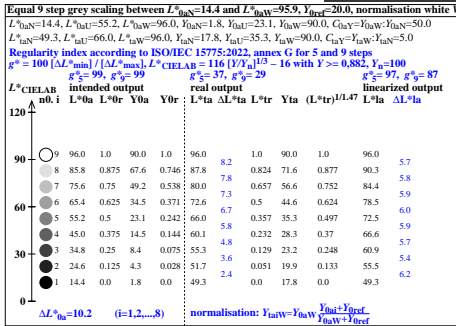
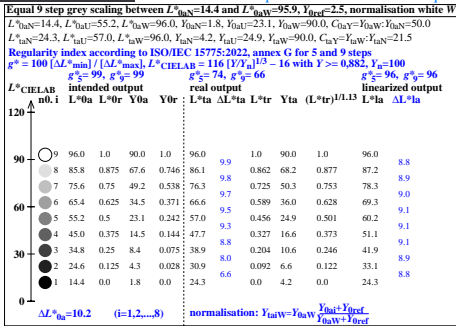


see <http://farbe.li.tu-berlin.de/eeq6/eq6l0n1.txt /ps>; only vector graphic VG; start output
<http://farbe.li.tu-berlin.de/eeq6/eq6q6.htm>



Test chart eqq6; Equal 9 step grey scaling for four display reflections $Y_{Ref}=2.5, 10, 20, 90$, and black $L^*_{N,CIELAB}=14.4$, $Y_N=1.8$ and white $L^*_{W,CIELAB}=95.99$, $Y_W=90$, normalisation: white W

see similar files of the whole serie: <http://farbe.li.tu-berlin.de/eqs.htm>
 technical information: <http://farbe.li.tu-berlin.de> or <http://color.li.tu-berlin.de>

TUB registration: 2023/0701-eeq6/eq6l0n1.txt /ps
 application for evaluation and measurement of display or print output
 TUB material code=thadta