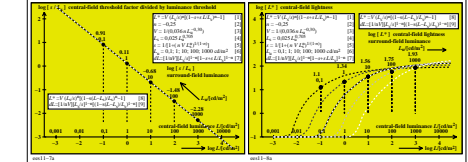
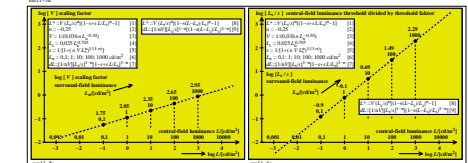
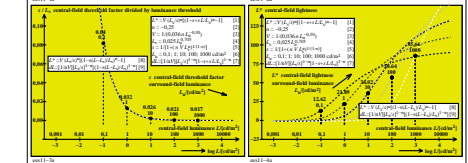
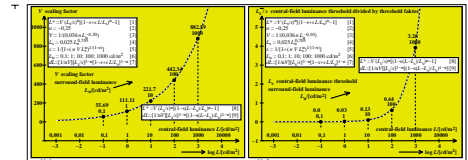
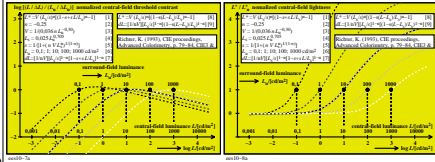
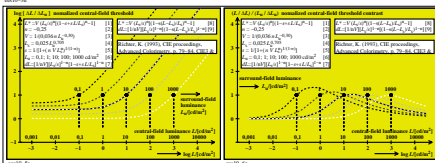
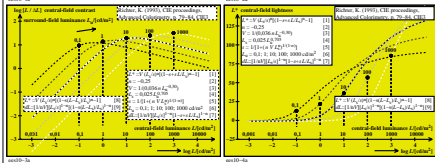
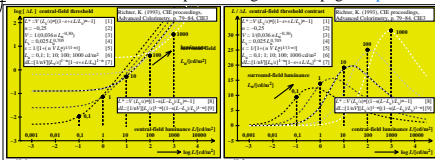


see similar files of the whole serie: <http://farbe.li.tu-berlin.de/ees.htm>
 technical information: <http://farbe.li.tu-berlin.de> or <http://color.li.tu-berlin.de>



TUB-test chart ees1; Achromatic thresholds; 5 luminances $L_0=0,1, 1, 10, 100, 1000 \text{ cd/m}^2$
 ΔL (0,4s), contrast, and lightness; experimental data of *Lingelbach* and equations of *Richter*

TUB registration: 20230801-ees1/ees11on1.txt /ps
 application for evaluation and measurement of display or print output

TUB material: code=th4ta